



CPV 1300 + CPVC

Autódromo Internacional Algarve

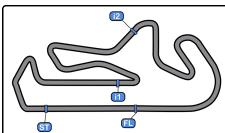
29th – 30th April 2023

Results booklet



Provided by Cronococa S.L.

www.cronococa.com



Autodromo Int. do Algarve

CPV 1300 + CPVC

Free Practice

Provisional Results

Autodromo do Algarve 4.653 m.



Cls	Nº	Entrant/Team	Nat	Driver 1	Nat	Driver 2	Nat	Vehicle	Cat	Cls	Laps	Best	Time	Gap	Interval	Km/h
1	2	RUI MANUEL LOPES ANJOS		RUI MANUEL LOPES ANJOS				FORD ESCORT RS 1600	H75	1	10	8	2:03.219			135.9
2	3	JOAO PEDRO MACEDO S		JOAO PEDRO MACEDO SILVA				PORSCHE 911 RSR	H75	2	7	6	2:03.795	0.576	0.576	135.3
3	24	ANTONIO JOSÉ MOREIRA DA CUNHA SOARES		ANTONIO JOSÉ MOREIRA DA				FORD ESCORT RS 1600	H75	3	10	8	2:03.796	0.577	0.001	135.3
4	6	JOAQUIM JORGE		JOAQUIM JORGE				FORD ESCORT RS 1600	H75	4	9	4	2:03.928	0.709	0.132	135.1
5	20	RUI FILIPE DE CASTRO FERREIRA		RUI FILIPE DE CASTRO				FORD ESCORT RS 1600	H75	5	9	8	2:05.834	2.615	1.906	133.1
6	67	MARCO NUNO DE LACERDA		MARCO NUNO DE LACER		SIMPLICITO DE BRITO		MAZDA CAPELLA	GRUPO	1	8	7	2:07.675	4.456	1.841	131.1
7	14	JOÃO CARLOS DA FONT		JOÃO CARLOS DA FONTE				FORD ESCORT RS 1600	GRUPO	2	6	5	2:07.969	4.750	0.294	130.8
8	55	DOMINGOS MANUEL BOURBON DE SOUSA COUTINHO		DOMINGOS MANUEL				BMW 2800 CS	H71	1	9	5	2:09.704	6.485	1.735	129.1
9	19	CLAUDIO ESTAFANIO FERNANDES		CLAUDIO ESTAFANIO				PORSCHE 911 RS	H75	6	11	3	2:12.246	9.027	2.542	126.6
10	35	RICARDO JORGE RODRIGUES		RICARDO JORGE RODRIGUES				FORD ESCORT RS 2000	GRUPO	1	7	4	2:12.624	9.405	0.378	126.3
11	5	LUÍS ALEGRIA		LUÍS ALEGRIA				DATSUN 1200	H75	7	11	10	2:14.151	10.932	1.527	124.8
12	28	NUNO ROCHA OLIVEIRA		NUNO ROCHA OLIVEIRA				FORD ESCORT RS 2000	GRUPO	2	6	5	2:14.690	11.471	0.539	124.3
13	10	BRUNO CRISTÓVÃO FERNANDES DOS SANTOS		BRUNO CRISTÓVÃO				PORSCHE 911 RS	H75	8	11	6	2:15.037	11.818	0.347	124.0
14	16	PEDRO BARBOSA		PEDRO BARBOSA				DATSUN 1200	H75	9	7	6	2:18.996	15.777	3.959	120.5
15	25	JORGE MANUEL CEQUEIRA		JORGE MANUEL CEQUEIRA				TOYOTA STARLET 1.3 S	LEGEND	1	9	6	2:21.816	18.597	2.820	118.1
16	31	CARLOS FERNANDO DE CARVALHO BARBOSA DA CRUZ		CARLOS FERNANDO DE				DATSUN 1200	H75	10	6	5	2:22.130	18.911	0.314	117.8
17	7	CÂNDIDO GUILHERME		CÂNDIDO GUILHERME		NUNO ANTONIO DA CRUZ		DATSUN 1200	H71	2	10	9	2:24.925	21.706	2.795	115.5
18	47	RICARDO MANUEL HENRIQUES		RICARDO MANUEL				OPEL CORSA A	LEGEND	2	7	5	2:28.811	25.592	3.886	112.5
19	52	PEDRO TEIXEIRA		PEDRO TEIXEIRA				FIAT PUNTO 85 SPORT	DESAFI	1	7	5	2:30.422	27.203	1.611	111.3
20	50	MONTEIROS COMPETIÇ		VITOR COSTA				LOTUS ELAN	H71	3	10	5	2:31.930	28.711	1.508	110.2
21	17	DUARTE NUNO FERREIRA DOS SANTOS PINTO TRINDADE		DUARTE NUNO FERREIRA				PEUGEOT 106 XSI	LEGEND	3	4	2	2:36.251	33.032	4.321	107.2
22	56	JOAO PAULO DA COSTA		JOAO PAULO DA COSTA				TOYOTA STARLET 1.3 S	LEGEND	4	9	4	2:36.582	33.363	0.331	106.9
23	34	MONTEIROS COMPETIÇ		ANTONIO GAGO				MINI	LEGEND	5	9	8	2:40.097	36.878	3.515	104.6
24	41	ANTONIO ALEXANDRE		ANTONIO ALEXANDRE				FIAT PUNTO 85 SPORT	DESAFI	2	9	5	2:47.610	44.391	7.513	99.9
25	12	MIGUEL MARIA CONRADO		MIGUEL MARIA CONRADO				AUSTIN METRO	LEGEND	6	4	2	2:48.236	45.017	0.626	99.5
26	60	VELOSO AMARAL		VELOSO AMARAL				HILLMAN IMP	H71/TAC	1	5	2	2:55.506	52.287	7.270	95.4
27	66	NELSON RESENDE		NELSON RESENDE				DATSUN 1200	H75	11	3	3	3:21.357	1:18.138	25.851	83.1

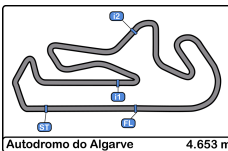
Published at:.....

Track Temp: 37.3 °C Air Temp: 22.1 °C Humidity: 43 % Track Status: DRY

Race Director:

Timekeeper:





Autodromo Int. do Algarve
CPV 1300 + CPVC
Free Practice
Provisional Results by Category



Autodromo do Algarve 4.653 m.

H75																
Cls	Nº	Entrant/Team	Nat	Driver 1	Nat	Driver 2	Nat	Vehicle	Cat	Cls	Laps	Best	Time	Gap	Interval	Km/h
1	2	RUI MANUEL LOPES ANJOS		RUI MANUEL LOPES ANJOS				FORD ESCORT RS 1600	H75	1	10	8	2:03.219			135.9
2	3	JOAO PEDRO MACEDO S		JOAO PEDRO MACEDO SILVA				PORSCHE 911 RSR	H75	2	7	6	2:03.795	0.576	0.576	135.3
3	24	ANTONIO JOSÉ MOREIRA DA CUNHA SOARES		ANTONIO JOSÉ MOREIRA DA				FORD ESCORT RS 1600	H75	3	10	8	2:03.796	0.577	0.001	135.3
4	6	JOAQUIM JORGE		JOAQUIM JORGE				FORD ESCORT RS 1600	H75	4	9	4	2:03.928	0.709	0.132	135.1
5	20	RUI FILIPE DE CASTRO FERREIRA		RUI FILIPE DE CASTRO				FORD ESCORT RS 1600	H75	5	9	8	2:05.834	2.615	1.906	133.1
6	19	CLAUDIO ESTAFANIO FERNANDES		CLAUDIO ESTAFANIO				PORSCHE 911 RS	H75	6	11	3	2:12.246	9.027	6.412	126.6
7	5	LUÍS ALEGRIA		LUÍS ALEGRIA				DATSUN 1200	H75	7	11	10	2:14.151	10.932	1.905	124.8
8	10	BRUNO CRISTÓVÃO FERNANDES DOS SANTOS		BRUNO CRISTÓVÃO				PORSCHE 911 RS	H75	8	11	6	2:15.037	11.818	0.886	124.0
9	16	PEDRO BARBOSA		PEDRO BARBOSA				DATSUN 1200	H75	9	7	6	2:18.996	15.777	3.959	120.5
10	31	CARLOS FERNANDO DE CARVALHO BARBOSA DA CRUZ		CARLOS FERNANDO DE				DATSUN 1200	H75	10	6	5	2:22.130	18.911	3.134	117.8
11	66	NELSON RESENDE		NELSON RESENDE				DATSUN 1200	H75	11	3	3	3:21.357	1:18.138	59.227	83.1

GRUPO 5																
Cls	Nº	Entrant/Team	Nat	Driver 1	Nat	Driver 2	Nat	Vehicle	Cat	Cls	Laps	Best	Time	Gap	Interval	Km/h
1	67	MARCO NUNO DE LACERDA		MARCO NUNO DE LACER		SIMPLICITO DE BRITO		MAZDA CAPELLA	GRUPO	1	8	7	2:07.675			131.1
2	14	JOÃO CARLOS DA FONT		JOÃO CARLOS DA FONTE				FORD ESCORT RS 1600	GRUPO	2	6	5	2:07.969	0.294	0.294	130.8

H71																
Cls	Nº	Entrant/Team	Nat	Driver 1	Nat	Driver 2	Nat	Vehicle	Cat	Cls	Laps	Best	Time	Gap	Interval	Km/h
1	55	DOMINGOS MANUEL BOURBON DE SOUSA COUTINHO		DOMINGOS MANUEL				BMW 2800 CS	H71	1	9	5	2:09.704			129.1
2	7	CÂNDIDO GUILHERME		CÂNDIDO GUILHERME		NUNO ANTONIO DA CRUZ		DATSUN 1200	H71	2	10	9	2:24.925	15.221	15.221	115.5
3	50	MONTEIROS COMPETIÇ		VITOR COSTA				LOTUS ELAN	H71	3	10	5	2:31.930	22.226	7.005	110.2

GRUPO 1 NACIONAL																
Cls	Nº	Entrant/Team	Nat	Driver 1	Nat	Driver 2	Nat	Vehicle	Cat	Cls	Laps	Best	Time	Gap	Interval	Km/h
1	35	RICARDO JORGE RODRIGUES		RICARDO JORGE RODRIGUES				FORD ESCORT RS 2000	GRUPO	1	7	4	2:12.624			126.3
2	28	NUNO ROCHA OLIVEIRA		NUNO ROCHA OLIVEIRA				FORD ESCORT RS 2000	GRUPO	2	6	5	2:14.690	2.066	2.066	124.3

LEGENDS																
Cls	Nº	Entrant/Team	Nat	Driver 1	Nat	Driver 2	Nat	Vehicle	Cat	Cls	Laps	Best	Time	Gap	Interval	Km/h
1	25	JORGE MANUEL CEQUEIRA		JORGE MANUEL CEQUEIRA				TOYOTA STARLET 1.3 S	LEGEND	1	9	6	2:21.816			118.1
2	47	RICARDO MANUEL HENRIQUES		RICARDO MANUEL				OPEL CORSA A	LEGEND	2	7	5	2:28.811	6.995	6.995	112.5
3	17	DUARTE NUNO FERREIRA DOS SANTOS PINTO TRINDADE		DUARTE NUNO FERREIRA				PEUGEOT 106 XSI	LEGEND	3	4	2	2:36.251	14.435	7.440	107.2
4	56	JOAO PAULO DA COSTA		JOAO PAULO DA COSTA				TOYOTA STARLET 1.3 S	LEGEND	4	9	4	2:36.582	14.766	0.331	106.9

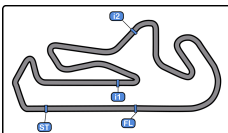
Published at:.....

Track Temp: 37.3 °C Air Temp: 22.1 °C Humidity: 43 % Track Status: DRY

Race Director:

Timekeeper:





Autodromo Int. do Algarve
CPV 1300 + CPVC
Free Practice
Provisional Results by Category

Autodromo do Algarve 4.653 m.



FEDERAÇÃO PORTUGUESA
DE AUTOMOBILISMO E KARTING

LEGENDS																
Cls	Nº	Entrant/Team	Nat	Driver 1	Nat	Driver 2	Nat	Vehicle	Cat	Cls	Laps	Best	Time	Gap	Interval	Km/h
5	34	MONTEIROS COMPETIÇ		ANTONIO GAGO				MINI	LEGEND	5	9	8	2:40.097	18.281	3.515	104.6
6	12	MIGUEL MARIA CONRADO		MIGUEL MARIA CONRADO				AUSTIN METRO	LEGEND	6	4	2	2:48.236	26.420	8.139	99.5

DESAFIO ANPAC																
Cls	Nº	Entrant/Team	Nat	Driver 1	Nat	Driver 2	Nat	Vehicle	Cat	Cls	Laps	Best	Time	Gap	Interval	Km/h
1	52	PEDRO TEIXEIRA		PEDRO TEIXEIRA				FIAT PUNTO 85 SPORT	DESAFI	1	7	5	2:30.422			111.3
2	41	ANTONIO ALEXANDRE		ANTONIO ALEXANDRE				FIAT PUNTO 85 SPORT	DESAFI	2	9	5	2:47.610	17.188	17.188	99.9

H71/TAÇA 1000																
Cls	Nº	Entrant/Team	Nat	Driver 1	Nat	Driver 2	Nat	Vehicle	Cat	Cls	Laps	Best	Time	Gap	Interval	Km/h
1	60	VELOSO AMARAL		VELOSO AMARAL				HILLMAN IMP	H71/TAÇ	1	5	2	2:55.506			95.4

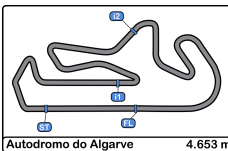
Published at:.....

Track Temp: 37.3 °C Air Temp: 22.1 °C Humidity: 43 % Track Status: DRY

Race Director:

Timekeeper:





Autodromo Int. do Algarve
CPV 1300 + CPVC
Free Practice
Provisional Results by Class



Autodromo do Algarve 4.653 m.

CPVC																
Cls	Nº	Entrant/Team	Nat	Driver 1	Nat	Driver 2	Nat	Vehicle	Cat	Cls	Laps	Best	Time	Gap	Interval	Km/h
1	2	RUI MANUEL LOPES ANJOS		RUI MANUEL LOPES ANJOS				FORD ESCORT RS 1600	CPVC	1	10	8	2:03.219			135.9
2	3	JOAO PEDRO MACEDO S		JOAO PEDRO MACEDO SILVA				PORSCHE 911 RSR	CPVC	2	7	6	2:03.795	0.576	0.576	135.3
3	24	ANTONIO JOSÉ MOREIRA DA CUNHA SOARES		ANTONIO JOSÉ MOREIRA DA				FORD ESCORT RS 1600	CPVC	3	10	8	2:03.796	0.577	0.001	135.3
4	6	JOAQUIM JORGE		JOAQUIM JORGE				FORD ESCORT RS 1600	CPVC	4	9	4	2:03.928	0.709	0.132	135.1
5	20	RUI FILIPE DE CASTRO FERREIRA		RUI FILIPE DE CASTRO				FORD ESCORT RS 1600	CPVC	5	9	8	2:05.834	2.615	1.906	133.1
6	67	MARCO NUNO DE LACERDA		MARCO NUNO DE LACER		SIMPLICITO DE BRITO		MAZDA CAPELLA	CPVC	6	8	7	2:07.675	4.456	1.841	131.1
7	14	JOÃO CARLOS DA FONT		JOÃO CARLOS DA FONTE				FORD ESCORT RS 1600	CPVC	7	6	5	2:07.969	4.750	0.294	130.8
8	55	DOMINGOS MANUEL BOURBON DE SOUSA COUTINHO		DOMINGOS MANUEL				BMW 2800 CS	CPVC	8	9	5	2:09.704	6.485	1.735	129.1
9	19	CLAUDIO ESTAFANIO FERNANDES		CLAUDIO ESTAFANIO				PORSCHE 911 RS	CPVC	9	11	3	2:12.246	9.027	2.542	126.6
10	35	RICARDO JORGE RODRIGUES		RICARDO JORGE RODRIGUES				FORD ESCORT RS 2000	CPVC	10	7	4	2:12.624	9.405	0.378	126.3
11	28	NUNO ROCHA OLIVEIRA		NUNO ROCHA OLIVEIRA				FORD ESCORT RS 2000	CPVC	11	6	5	2:14.690	11.471	2.066	124.3
12	10	BRUNO CRISTÓVÃO FERNANDES DOS SANTOS		BRUNO CRISTÓVÃO				PORSCHE 911 RS	CPVC	12	11	6	2:15.037	11.818	0.347	124.0
13	50	MONTEIROS COMPETIÇ		VITOR COSTA				LOTUS ELAN	CPVC	13	10	5	2:31.930	28.711	16.893	110.2

CPV 1300																
Cls	Nº	Entrant/Team	Nat	Driver 1	Nat	Driver 2	Nat	Vehicle	Cat	Cls	Laps	Best	Time	Gap	Interval	Km/h
1	5	LUÍS ALEGRIA		LUÍS ALEGRIA				DATSUN 1200	CPV 130	1	11	10	2:14.151			124.8
2	16	PEDRO BARBOSA		PEDRO BARBOSA				DATSUN 1200	CPV 130	2	7	6	2:18.996	4.845	4.845	120.5
3	25	JORGE MANUEL CEQUEIRA		JORGE MANUEL CEQUEIRA				TOYOTA STARLET 1.3 S	CPV 130	3	9	6	2:21.816	7.665	2.820	118.1
4	31	CARLOS FERNANDO DE CARVALHO BARBOSA DA CRUZ		CARLOS FERNANDO DE				DATSUN 1200	CPV 130	4	6	5	2:22.130	7.979	0.314	117.8
5	7	CÂNDIDO GUILHERME		CÂNDIDO GUILHERME		NUNO ANTONIO DA CRUZ		DATSUN 1200	CPV 130	5	10	9	2:24.925	10.774	2.795	115.5
6	47	RICARDO MANUEL HENRIQUES		RICARDO MANUEL				OPEL CORSA A	CPV 130	6	7	5	2:28.811	14.660	3.886	112.5
7	52	PEDRO TEIXEIRA		PEDRO TEIXEIRA				FIAT PUNTO 85 SPORT	CPV 130	7	7	5	2:30.422	16.271	1.611	111.3
8	17	DUARTE NUNO FERREIRA DOS SANTOS PINTO TRINDADE		DUARTE NUNO FERREIRA				PEUGEOT 106 XSI	CPV 130	8	4	2	2:36.251	22.100	5.829	107.2
9	56	JOAO PAULO DA COSTA		JOAO PAULO DA COSTA				TOYOTA STARLET 1.3 S	CPV 130	9	9	4	2:36.582	22.431	0.331	106.9
10	34	MONTEIROS COMPETIÇ		ANTONIO GAGO				MINI	CPV 130	10	9	8	2:40.097	25.946	3.515	104.6
11	41	ANTONIO ALEXANDRE		ANTONIO ALEXANDRE				FIAT PUNTO 85 SPORT	CPV 130	11	9	5	2:47.610	33.459	7.513	99.9
12	12	MIGUEL MARIA CONRADO		MIGUEL MARIA CONRADO				AUSTIN METRO	CPV 130	12	4	2	2:48.236	34.085	0.626	99.5
13	60	VELOSO AMARAL		VELOSO AMARAL				HILLMAN IMP	CPV 130	13	5	2	2:55.506	41.355	7.270	95.4
14	66	NELSON RESENDE		NELSON RESENDE				DATSUN 1200	CPV 130	14	3	3	3:21.357	1:07.206	25.851	83.1

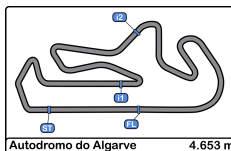
Published at:.....

Track Temp: 37.3 °C Air Temp: 22.1 °C Humidity: 43 % Track Status: DRY

Race Director:

Timekeeper:





Autodromo Int. do Algarve

CPV 1300 + CPVC

Free Practice

Lap Analysis



2	RUI MANUEL LOPES ANJOS COSTA	FORD ESCORT RS 1600	7	CÂNDIDO GUILHERME MONTEIRO	DATSUN 1200
H75			H71		
RUI MANUEL LOPES ANJOS			NUNO ANTONIO DA CÂNDIDO GUILHERME		

Lap	D	Time	Sector 1	Sector 2	Sector 3	T. Spd	Elapsed	Lap	D	Time	Sector 1	Sector 2	Sector 3	T. Spd	Elapsed
1		12:37:30.182	12:35:59.390	42.891	47.901		12:37:30.182	1		12:37:51.238	12:36:03.972	50.979	56.287		12:37:51.238
2		2:07.912	40.821	40.650	46.441	207.2	12:39:38.094	2		2:35.592	50.836	48.864	55.892	159.5	12:40:26.830
3		2:07.399	39.483	40.111	47.805	226.4	12:41:45.493	3		2:33.789	49.291	48.768	55.730	154.5	12:43:00.619
4		2:14.560 P	39.914	39.528	55.118	214.7	12:44:00.053	4		2:29.958	48.919	47.605	53.434	159.0	12:45:30.577
5		4:42.399	3:15.631	40.826	45.942		12:48:42.452	5		2:38.399 P	48.538	47.250	1:02.611	160.4	12:48:08.976
6		2:17.241 P	39.480	42.171	55.590	223.6	12:50:59.693	6		3:48.599	2:08.429	47.338	52.832		12:51:57.575
7		3:05.076	1:36.119	40.509	48.448		12:54:04.769	7		2:35.676 P	48.330	47.211	1:00.135	159.0	12:54:33.251
8		2:03.219	38.806	39.067	45.346	221.7	12:56:07.988	8		3:58.543	2:17.792	48.183	52.568		12:58:31.794
9		2:08.024	40.720	41.063	46.241	223.1	12:58:16.012	9		2:24.925	47.089	46.157	51.679	163.6	13:00:56.719
10		2:14.419 P	38.996	40.885	54.538	228.3	13:00:30.431	10		2:38.818 P	46.583	45.862	1:06.373	162.6	13:03:35.537

3	JOAO PEDRO MACEDO SILVA	PORSCHE 911 RSR	10	BRUNO CRISTÓVÃO FERNANDES DOS SANT	PORSCHE 911 RS
H75			H75		
JOAO PEDRO MACEDO SILVA			BRUNO CRISTÓVÃO		

Lap	D	Time	Sector 1	Sector 2	Sector 3	T. Spd	Elapsed	Lap	D	Time	Sector 1	Sector 2	Sector 3	T. Spd	Elapsed
1		12:37:48.483	12:36:09.760	48.600	50.123		12:37:48.483	1		12:37:36.362	12:35:58.149	46.506	51.707		12:37:36.362
2		2:11.056	44.046	41.948	45.062	210.9	12:39:59.539	2		2:28.681	48.047	51.014	49.620	180.6	12:40:05.043
3		2:05.657	39.506	39.759	46.392	233.7	12:42:05.196	3		2:17.120	42.881	44.062	50.177	201.8	12:42:22.163
4		2:04.827	39.158	40.410	45.259	233.2	12:44:10.023	4		2:16.025	41.400	44.371	50.254	222.6	12:44:38.188
5		2:03.823	38.809	39.434	45.580	233.2	12:46:13.846	5		2:22.393	45.532	45.369	51.492	188.4	12:47:00.581
6		2:03.795	38.560	39.573	45.662	229.7	12:48:17.641	6		2:15.037	41.778	43.544	49.715	220.4	12:49:15.618
7		2:17.687 P	40.130	39.334	58.223	233.2	12:50:35.328	7		2:20.190	42.114	43.954	54.122	221.7	12:51:35.808

5	LUÍS ALEGRIA	DATSUN 1200	12	MIGUEL MARIA CONRADO MIGUEL	AUSTIN METRO
H75			H75		
LUÍS ALEGRIA			MIGUEL MARIA CONRADO		

Lap	D	Time	Sector 1	Sector 2	Sector 3	T. Spd	Elapsed	Lap	D	Time	Sector 1	Sector 2	Sector 3	T. Spd	Elapsed
1		12:38:00.099	12:36:15.817	51.249	53.033		12:38:00.099	1		12:38:54.851	12:36:54.597	59.728	1:00.526		12:38:54.851
2		2:27.958	48.769	48.729	50.460	180.3	12:40:28.057	2		2:48.236	56.581	54.328	57.327	132.6	12:41:43.087
3		2:21.625	43.849	46.628	51.148	189.4	12:42:49.682	3		2:58.394 P	52.596	50.021	1:15.777	159.5	12:44:41.481
4		2:17.455	43.546	44.133	49.776	188.4	12:45:07.137	4		6:46.893 P	4:32.590	1:02.727	1:11.576		12:51:28.374
5		2:32.008 P	44.478	44.805	1:02.725	185.5	12:47:39.145	5		2:19.802 P	42.351	41.312	56.139	179.1	12:51:12.476
6		5:14.547	3:33.527	49.606	51.414		12:52:53.692	6		2:07.969	41.615	39.832	46.522	200.7	12:48:52.674
7		2:17.995	44.431	43.999	49.565	187.8	12:55:11.687	7		2:19.802 P	42.351	41.312	56.139	179.1	12:51:12.476
8		2:14.920	43.167	43.177	48.576	191.8	12:57:26.607	8		2:22.608	45.386	45.756	51.466	181.5	12:42:45.055
9		2:15.492	43.604	42.851	49.037	190.4	12:59:42.099	9		4:01.204	2:25.945	44.975	50.284		12:49:14.280
10		2:14.151	42.794	42.789	48.568	190.4	13:01:56.250	10		2:18.996	45.169	43.717	50.110	183.3	12:51:33.276
11		2:54.771 P	49.647	52.713	1:12.411	188.1	13:04:51.021	11		2:45.073 P	44.916	51.390	1:08.767	186.2	12:54:18.349

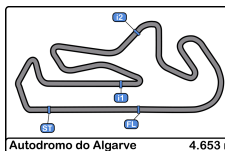
6	JOAQUIM JORGE	FORD ESCORT RS 1600	14	JOÃO CARLOS DA FONTE NOVO	FORD ESCORT RS 1600
H75			GRUPO 5		
JOAQUIM JORGE			JOÃO CARLOS DA FONTE NOVO		

Lap	D	Time	Sector 1	Sector 2	Sector 3	T. Spd	Elapsed	Lap	D	Time	Sector 1	Sector 2	Sector 3	T. Spd	Elapsed
1		12:38:19.052	12:36:43.768	45.906	49.378		12:38:19.052	1		12:37:51.046	12:36:18.413	45.156	47.477		12:37:51.046
2		2:11.442	43.250	41.669	46.523	182.7	12:40:30.494	2		2:11.505	42.169	42.719	46.617	198.8	12:40:02.551
3		2:07.044	41.044	40.291	45.709	225.9	12:42:37.538	3		2:18.968 P	41.082	40.907	56.979	215.5	12:42:21.519
4		2:03.928	39.365	39.273	45.290	219.0	12:44:41.466	4		4:23.186	2:53.906	41.776	47.504		12:46:44.705
5		2:05.128	40.788	39.100	45.240	210.5	12:46:46.594	5		2:07.969	41.615	39.832	46.522	200.7	12:48:52.674
6		2:17.261 P	39.302	38.689	59.270	225.4	12:49:03.855	6		2:19.802 P	42.351	41.312	56.139	179.1	12:51:12.476
7		4:41.867	3:15.586	40.600	45.681		12:53:45.722	7		2:19.802 P	42.351	41.312	56.139	179.1	12:51:12.476
8		2:05.186	39.028	40.212	45.946	229.2	12:55:50.908	8		2:28.406	47.134	47.120	54.152	183.6	12:40:22.447
9		2:29.969 P	41.700	43.102	1:05.167	230.2	12:58:20.877	9		2:22.608	45.386	45.756	51.466	181.5	12:42:45.055

16	PEDRO BARBOSA	DATSUN 1200	16	PEDRO BARBOSA	DATSUN 1200
H75			H75		
PEDRO BARBOSA			PEDRO BARBOSA		

Lap	D	Time	Sector 1	Sector 2	Sector 3	T. Spd	Elapsed	Lap	D	Time	Sector 1	Sector 2	Sector 3	T. Spd	Elapsed
1		12:37:54.041	12:36:08.662	50.694	54.685		12:37:54.041	1		12:37:54.041	12:36:08.662	50.694	54.685		12:37:54.041
2		2:28.406	47.134	47.120	54.152	183.6	12:40:22.447	2		2:28.406	47.134	47.120	54.152	183.6	12:40:22.447
3		2:22.608	45.386	45.756	51.466	181.5	12:42:45.055	3		2:22.608	45.386	45.756	51.466	181.5	12:42:45.055
4		2:28.021 P	45.333	45.272	57.416	183.3	12:45:13.076	4		2:28.021 P	45.333	45.272	57.416	183.3	12:45:13.076
5		4:01.204	2:25.945	44.975	50.284		12:49:14.280	5		4:01.204	2:25.945	44.975	50.284		12:49:14.280
6		2:18.996	45.169	43.717	50.110	183.3	12:51:33.276	6		2:18.996	45.169	43.717	50.110	183.3	12:51:33.276
7		2:45.073 P	44.916	51.390	1:08.767	186.2	12:54:18.349	7		2:45.073 P	44.916	51.390	1:08.767	186.2	12:54:18.349





Autodromo Int. do Algarve

CPV 1300 + CPVC

Free Practice

Lap Analysis



17 DUARTE NUNO FERREIRA DOS SANTOS PEUGEOT 106 XSI

LEGENDS

DUARTE NUNO FERREIRA DOS

Lap	D	Time	Sector 1	Sector 2	Sector 3	T. Spd	Elapsed
1		12:38:19.245	12:36:31.838	51.058	56.349		12:38:19.245
2		2:36.251	48.704	49.798	57.749	159.2	12:40:55.496
3		2:46.285 P	51.494	49.770	1:05.021	147.9	12:43:41.781
4		5:41.748 P	3:50.571	47.718	1:03.459		12:49:23.529

19 CLAUDIO ESTAFANIO FERNANDES VIEIRA PORSCHE 911 RS

H75

CLAUDIO ESTAFANIO

Lap	D	Time	Sector 1	Sector 2	Sector 3	T. Spd	Elapsed
1		12:38:08.320	12:36:31.450	46.695	50.175		12:38:08.320
2		2:16.916	42.377	44.685	49.854	222.2	12:40:25.236
3		2:12.246	41.797	42.212	48.237	221.7	12:42:37.482
4		2:29.951 P	42.985	44.081	1:02.885	183.0	12:45:07.433
5		3:57.707	2:26.232	42.973	48.502		12:49:05.140
6		2:13.370	42.266	42.070	49.034	228.3	12:51:18.510
7		2:29.980	56.903	44.988	48.089	125.4	12:53:48.490
8		2:13.606	43.131	42.814	47.661	230.2	12:56:02.096
9		2:13.699	42.243	42.108	49.348	228.8	12:58:15.795
10		2:13.099	41.714	43.520	47.865	194.5	13:00:28.894
11		2:34.036 P	42.743	42.148	1:09.145	225.0	13:03:02.930

20 RUI FILIPE DE CASTRO FERREIRA ALVES FORD ESCORT RS 1600

H75

RUI FILIPE DE CASTRO

Lap	D	Time	Sector 1	Sector 2	Sector 3	T. Spd	Elapsed
1		12:47:12.907	12:45:42.073	42.487	48.347		12:47:12.907
2		2:07.934	41.106	39.936	46.892	198.1	12:49:20.841
3		2:09.348	41.105	40.151	48.092	206.8	12:51:30.189
4		2:14.015	46.085	41.721	46.209	161.9	12:53:44.204
5		2:06.103	39.846	40.048	46.209	222.2	12:55:50.307
6		2:14.949	46.934	40.607	47.408	226.4	12:58:05.256
7		2:07.433	40.821	40.399	46.213	219.0	13:00:12.689
8		2:05.834	39.933	39.742	46.159	223.6	13:02:18.523
9		2:44.593 P	48.413	44.994	1:11.186	129.9	13:05:03.116

24 ANTONIO JOSÉ MOREIRA DA CUNHA SO FORD ESCORT RS 1600

H75

ANTONIO JOSÉ MOREIRA DA

Lap	D	Time	Sector 1	Sector 2	Sector 3	T. Spd	Elapsed
1		12:38:31.206	12:36:48.420	50.120	52.666		12:38:31.206
2		2:15.963	44.655	42.863	48.445	196.3	12:40:47.169
3		2:14.069	41.522	42.432	50.115	192.8	12:43:01.238
4		2:12.239	41.823	40.729	49.687	191.4	12:45:13.477
5		2:24.515 P	39.999	39.815	1:04.701	219.5	12:47:37.992
6		4:34.540	3:00.770	44.753	49.017		12:52:12.532
7		2:04.590	39.750	39.066	45.774	219.5	12:54:17.122
8		2:03.796	39.429	39.018	45.349	220.4	12:56:20.918
9		2:04.713	39.387	39.460	45.866	225.4	12:58:25.631
10		2:25.017 P	39.272	43.202	1:02.543	226.4	13:00:50.648

25 JORGE MANUEL CEQUEIRA MARQUES TOYOTA STARLET 1.3 S

LEGENDS

JORGE MANUEL CEQUEIRA

Lap	D	Time	Sector 1	Sector 2	Sector 3	T. Spd	Elapsed
1		12:38:35.851	12:36:52.848	50.733	52.270		12:38:35.851
2		2:39.596 P	47.212	46.743	1:05.641	176.4	12:41:15.447
3		4:41.525	3:02.866	47.569	51.090		12:45:56.972
4		2:24.653	46.638	46.767	51.248	172.2	12:48:21.625
5		2:23.318	46.108	46.268	50.942	173.9	12:50:44.943
6		2:21.816	45.854	45.905	50.057	173.0	12:53:06.759
7		2:22.573	45.697	46.416	50.460	177.6	12:55:29.332
8		2:22.653	45.895	45.952	50.806	173.9	12:57:51.985
9		2:24.565	46.328	46.946	51.291	172.8	13:00:16.550
10			46.093		176.4		

28 NUNO ROCHA OLIVEIRA BREDA FORD ESCORT RS 2000

GRUPO 1

NUNO ROCHA OLIVEIRA BREDA

Lap	D	Time	Sector 1	Sector 2	Sector 3	T. Spd	Elapsed
1		12:38:31.682	12:36:49.247	49.657	52.778		12:38:31.682
2		2:19.067	46.313	42.940	49.814	185.2	12:40:50.749
3		2:15.489	42.366	43.606	49.517	201.4	12:43:06.238
4		2:15.477	42.591	43.551	49.335	199.6	12:45:21.715
5		2:14.690	42.792	43.161	48.737	199.6	12:47:36.405
6		2:23.401 P	42.732	43.165	57.504	190.8	12:49:59.806

31 CARLOS FERNANDO DE CARVALHO BARBOSA DA DATSUN 1200

H75

CARLOS FERNANDO DE

Lap	D	Time	Sector 1	Sector 2	Sector 3	T. Spd	Elapsed
1		12:37:58.571	12:36:16.276	49.167	53.128		12:37:58.571
2		2:27.485	48.210	47.298	51.977	178.2	12:40:26.056
3		2:23.675	45.814	46.194	51.667	176.4	12:42:49.731
4		2:24.583	46.522	46.566	51.495	177.0	12:45:14.314
5		2:22.130	45.457	45.698	50.975	178.8	12:47:36.444
6		2:46.257 P	45.834	48.318	1:12.105	180.6	12:50:22.701

34 ANTONIO GAGO MINI

LEGENDS

MONTEIROS COMPETIÇÕES

Lap	D	Time	Sector 1	Sector 2	Sector 3	T. Spd	Elapsed
1		12:37:40.542	12:35:43.278	55.782	1:01.482		12:37:40.542
2		2:48.119	55.513	53.967	58.639	143.0	12:40:28.661
3		2:43.577	52.226	52.492	58.859	149.7	12:43:12.238
4		3:07.498 P	52.491	52.378	1:22.629	147.5	12:46:19.736
5		6:02.799	4:10.360	52.248	1:00.191		12:52:22.535
6		2:41.374	51.944	51.939	57.491	147.9	12:55:03.909
7		2:40.118	51.817	51.221	57.080	148.1	12:57:44.027
8		2:40.097	51.744	51.159	57.194	147.5	13:00:24.124
9		2:53.930 P	55.684	52.108	1:06.138	149.3	13:03:18.054

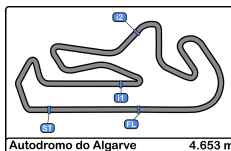
35 RICARDO JORGE RODRIGUES PEREIRA FORD ESCORT RS 2000

GRUPO 1

RICARDO JORGE RODRIGUES

Lap	D	Time	Sector 1	Sector 2	Sector 3	T. Spd	Elapsed
1		12:38:27.870	12:36:44.736	49.598	53.536		12:38:27.870
2		2:14.412	42.953	43.315	48.144	200.3	12:40:42.282
3		2:13.257	41.913	42.661	48.683	203.3	12:42:55.539
4		2:12.624	42.018	42.657	47.949	203.3	12:45:08.163
5		2:27.808	46.645	49.462	51.701	206.1	12:47:35.971
6		2:19.284 P	42.138	42.376	54.770	203.7	12:49:55.255
7		4:51.169 P	3:10.819	43.140	57.210		12:54:46.424





Autodromo Int. do Algarve

CPV 1300 + CPVC

Free Practice

Lap Analysis



41 ANTONIO ALEXANDRE MACEDO COSTA FIAT PUNTO 85 SPORT **55** DOMINGOS MANUEL BOURBON DE SOUSA C BMW 2800 CS

DESAFIO ANTONIO ALEXANDRE MACEDO H71 DOMINGOS MANUEL BOURBON

Lap	D	Time	Sector 1	Sector 2	Sector 3	T. Spd	Elapsed	Lap	D	Time	Sector 1	Sector 2	Sector 3	T. Spd	Elapsed
1		12:38:50.566	12:36:38.705	1:09.720	1:02.141		12:38:50.566	1		12:38:31.933	12:36:57.018	45.703	49.212		12:38:31.933
2		2:58.402	58.706	56.221	1:03.475	121.7	12:41:48.968	2		2:12.188	43.757	41.493	46.938	191.4	12:40:44.121
3		2:47.773	54.581	54.963	58.229	142.6	12:44:36.741	3		2:14.073	41.036	42.261	50.776	204.9	12:42:58.194
4		2:55.814	1:02.385	54.018	59.411	141.1	12:47:32.555	4		2:12.408	42.282	42.093	48.033	186.2	12:45:10.602
5		2:47.610	56.664	52.628	58.318	145.9	12:50:20.165	5		2:09.704	40.808	41.412	47.484	206.5	12:47:20.306
6		3:03.562 P	56.718	54.012	1:12.832	144.7	12:53:23.727	6		2:23.721 P	41.793	41.763	1:00.165	206.5	12:49:44.027
7		4:35.356	2:40.731	53.045	1:01.580		12:57:59.083	7		6:08.617	4:38.247	43.631	46.739		12:55:52.644
8		2:50.546	55.926	55.714	58.906	154.0	13:00:49.629	8		2:12.760	42.397	41.885	48.478	201.4	12:58:05.404
9		3:11.880 P	53.945	55.694	1:22.241	151.8	13:04:01.509	9		2:21.795 P	41.735	41.422	58.638	211.7	13:00:27.199

47 RICARDO MANUEL HENRIQUES FERRÃO OPEL CORSA A **56** JOAO PAULO DA COSTA ARANTES TOYOTA STARLET 1.3 S

LEGENDS RICARDO MANUEL HENRIQUES LEGENDS JOAO PAULO DA COSTA

Lap	D	Time	Sector 1	Sector 2	Sector 3	T. Spd	Elapsed	Lap	D	Time	Sector 1	Sector 2	Sector 3	T. Spd	Elapsed
1		12:38:40.228	12:36:55.739	51.279	53.210		12:38:40.228	1		12:38:50.892	12:36:58.542	53.558	58.792		12:38:50.892
2		2:29.477	46.623	47.465	55.389	178.2	12:41:09.705	2		2:58.212 P	53.473	52.722	1:12.017	126.7	12:41:49.104
3		2:34.753	52.175	49.562	53.016	124.7	12:43:44.458	3		5:31.905	3:45.343	50.700	55.862		12:47:21.009
4		2:30.578	46.710	47.976	55.892	177.0	12:46:15.036	4		2:36.582	49.689	50.275	56.618	167.9	12:49:57.591
5		2:28.811	46.295	47.249	55.267	179.4	12:48:43.847	5		2:37.664	50.260	50.479	56.925	161.9	12:52:35.255
6		2:36.904	54.226	47.933	54.745	138.4	12:51:20.751	6		2:41.578	51.865	52.464	57.249	144.9	12:55:16.833
7		2:59.779 P	56.164	53.798	1:09.817	130.1	12:54:20.530	7		2:40.009	52.371	50.812	56.826	152.5	12:57:56.842
8								8		2:42.291	51.706	51.790	58.795	161.4	13:00:39.133
9								9		3:01.199 P	53.595	57.718	1:09.886	152.3	13:03:40.332

50 VITOR COSTA LOTUS ELAN **60** VELOSO AMARAL HILLMAN IMP

H71 MONTEIROS COMPETIÇÕES H71/TAÇA VELOSO AMARAL

Lap	D	Time	Sector 1	Sector 2	Sector 3	T. Spd	Elapsed	Lap	D	Time	Sector 1	Sector 2	Sector 3	T. Spd	Elapsed
1		12:37:57.719	12:36:07.416	50.136	1:00.167		12:37:57.719	1		12:38:41.766	12:36:41.983	59.609	1:00.174		12:38:41.766
2		2:38.478	53.221	48.993	56.264	163.1	12:40:36.197	2		2:55.506	58.676	56.432	1:00.398		12:41:37.272
3		2:43.499 P	49.868	49.529	1:04.102	175.8	12:43:19.696	3		3:09.171 P	1:01.428	56.228	1:11.515		12:44:46.443
4		3:54.369	2:06.636	49.097	58.636		12:47:14.065	4		6:26.163	4:26.739	58.275	1:01.149		12:51:12.606
5		2:31.930	48.670	48.219	55.041	177.3	12:49:45.995	5		3:31.918 P	1:01.881	1:10.508	1:19.529		12:54:44.524
6		2:32.584	49.318	47.808	55.458	170.6	12:52:18.579	6							
7		2:44.558	49.302	47.787	1:07.469	177.3	12:55:03.137	66							
8		2:39.904 P	49.705	48.786	1:01.413	156.2	12:57:43.041								
9		4:21.877	2:37.683	49.387	54.807		13:02:04.918								
10		2:54.843 P	52.868	51.386	1:10.589	154.7	13:04:59.761								

52 PEDRO TEIXEIRA FIAT PUNTO 85 SPORT **66** NELSON RESENDE DATSUN 1200

DESAFIO PEDRO TEIXEIRA H75 NELSON RESENDE

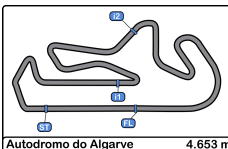
Lap	D	Time	Sector 1	Sector 2	Sector 3	T. Spd	Elapsed	Lap	D	Time	Sector 1	Sector 2	Sector 3	T. Spd	Elapsed
1		12:37:09.610	12:35:26.187	49.014	54.409		12:37:09.610	1		12:58:02.367 P	12:54:25.899	1:22.427	2:14.041		12:58:02.367
2		2:32.583	48.996	48.946	54.641	160.7	12:39:42.193	2		4:20.300	2:37.745	48.655	53.900		13:02:22.667
3		2:31.819	48.579	48.355	54.885	164.1	12:42:14.012	3		3:21.357 P	1:01.130	1:03.846	1:16.381	105.6	13:05:44.024
4		2:30.541	49.013	47.843	53.685	163.1	12:44:44.553	67							
5		2:30.422	48.178	47.735	54.509	167.4	12:47:14.975								
6		2:31.866	50.065	47.693	54.108	162.6	12:49:46.841								
7		2:39.647 P	48.682	48.949	1:02.016	163.1	12:52:26.488								

67 MARCO NUNO DE LACERDA MAZDA CAPELLA

GRUPO 5 SIMPLICITO DE BRITO MARCO NUNO DE LACERDA

Lap	D	Time	Sector 1	Sector 2	Sector 3	T. Spd	Elapsed	Lap	D	Time	Sector 1	Sector 2	Sector 3	T. Spd	Elapsed
1		12:37:45.592	12:36:00.047	51.367	54.178		12:37:45.592	1		12:58:02.367 P	12:54:25.899	1:22.427	2:14.041		12:58:02.367
2		2:22.815	47.442	45.911	49.462	177.6	12:40:08.407	2		2:55.506	58.676	56.432	1:00.398		12:41:37.272
3		2:16.373	42.674	43.919	49.780	207.6	12:42:24.780	3		3:09.171 P	1:01.428	56.228	1:11.515		12:44:46.443
4		2:19.712	46.027	44.509	49.176	196.3	12:44:44.492	4		6:26.163	4:26.739	58.275	1:01.149		12:51:12.606
5		2:47.638 P	45.759	45.830	1:16.049	202.2	12:47:32.130	5		3:31.918 P	1:01.881	1:10.508	1:19.529		12:54:44.524
6		4:40.811	3:07.355	44.416	49.040		12:52:12.941	6							
7		2:07.675	40.466	40.859	46.350	219.9	12:54:20.616	66							
8		2:17.025 P	40.214	41.915	54.896	215.5	12:56:37.641								





Autodromo Int. do Algarve

CPV 1300 + CPVC

Free Practice

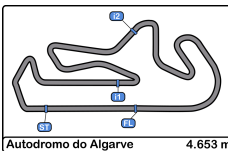
Best Sectors Results



Autodromo do Algarve 4.653 m.

Sector - 1			Sector - 2			Sector - 3			Ideal Lap vs Best Lap			
Clas	Nº Driver	Time	Nº Driver	Time	Nº Driver	Time	Clas	Nº Driver	Ideal Lap	Best Lap	Clas	
1	3 JOAO PEDRO MACEDO SIL	38.560	6 JOAQUIM JORGE	38.689	3 JOAO PEDRO MACEDO SIL	45.062	1	3 JOAO PEDRO MACEDO SIL	2:02.956	2:03.795	2	
2	2 RUI MANUEL LOPES ANJOS	38.806	24 ANTONIO JOSÉ MOREIRA DA	39.018	6 JOAQUIM JORGE	45.240	2	6 JOAQUIM JORGE	2:02.957	2:03.928	4	
3	6 JOAQUIM JORGE	39.028	2 RUI MANUEL LOPES ANJOS	39.067	2 RUI MANUEL LOPES ANJOS	45.346	3	2 RUI MANUEL LOPES ANJOS	2:03.219	2:03.219	1	
4	24 ANTONIO JOSÉ MOREIRA DA	39.272	3 JOAO PEDRO MACEDO SIL	39.334	24 ANTONIO JOSÉ MOREIRA DA	45.349	4	24 ANTONIO JOSÉ MOREIRA DA	2:03.639	2:03.796	3	
5	20 RUI FILIPE DE CASTRO	39.846	20 RUI FILIPE DE CASTRO	39.742	20 RUI FILIPE DE CASTRO	46.159	5	20 RUI FILIPE DE CASTRO	2:05.747	2:05.834	5	
6	67 NUNO DE LACERDA - DE BRITO	40.214	14 JOÃO CARLOS DA FONTE N	39.832	67 NUNO DE LACERDA - DE BRITO	46.350	6	67 NUNO DE LACERDA - DE BRITO	2:07.423	2:07.675	6	
7	55 DOMINGOS MANUEL BOURBON	40.808	67 NUNO DE LACERDA - DE BRITO	40.859	14 JOÃO CARLOS DA FONTE N	46.522	7	14 JOÃO CARLOS DA FONTE N	2:07.436	2:07.969	7	
8	14 JOÃO CARLOS DA FONTE N	41.082	55 DOMINGOS MANUEL BOURBON	41.412	55 DOMINGOS MANUEL BOURBON	46.739	8	55 DOMINGOS MANUEL BOURBON	2:08.959	2:09.704	8	
9	10 BRUNO CRISTÓVÃO	41.400	19 CLAUDIO ESTAFANIO	42.070	19 CLAUDIO ESTAFANIO	47.661	9	19 CLAUDIO ESTAFANIO	2:11.445	2:12.246	9	
10	19 CLAUDIO ESTAFANIO	41.714	35 RICARDO JORGE RODRIGUES	42.376	35 RICARDO JORGE RODRIGUES	47.949	10	35 RICARDO JORGE RODRIGUES	2:12.238	2:12.624	10	
11	35 RICARDO JORGE RODRIGUES	41.913	5 LUÍS ALEGRIA	42.789	5 LUÍS ALEGRIA	48.568	11	28 NUNO ROCHA OLIVEIRA BR	2:14.043	2:14.690	12	
12	28 NUNO ROCHA OLIVEIRA BR	42.366	28 NUNO ROCHA OLIVEIRA BR	42.940	28 NUNO ROCHA OLIVEIRA BR	48.737	12	5 LUÍS ALEGRIA	2:14.151	2:14.151	11	
13	5 LUÍS ALEGRIA	42.794	10 BRUNO CRISTÓVÃO	43.544	10 BRUNO CRISTÓVÃO	49.620	13	10 BRUNO CRISTÓVÃO	2:14.564	2:15.037	13	
14	16 PEDRO BARBOSA	44.916	16 PEDRO BARBOSA	43.717	25 JORGE MANUEL CEQUEIRA	50.057	14	16 PEDRO BARBOSA	2:18.743	2:18.996	14	
15	31 CARLOS FERNANDO DE	45.457	31 CARLOS FERNANDO DE	45.698	16 PEDRO BARBOSA	50.110	15	25 JORGE MANUEL CEQUEIRA	2:21.659	2:21.816	15	
16	25 JORGE MANUEL CEQUEIRA	45.697	7 GUILHERME MONTEIRO -	45.862	31 CARLOS FERNANDO DE	50.975	16	31 CARLOS FERNANDO DE	2:22.130	2:22.130	16	
17	47 RICARDO MANUEL HENRIQUES	46.295	25 JORGE MANUEL CEQUEIRA	45.905	7 GUILHERME MONTEIRO -	51.679	17	7 GUILHERME MONTEIRO -	2:24.124	2:24.925	17	
18	7 GUILHERME MONTEIRO -	46.583	47 RICARDO MANUEL HENRIQUES	47.249	47 RICARDO MANUEL HENRIQUES	53.016	18	47 RICARDO MANUEL HENRIQUES	2:26.560	2:28.811	18	
19	52 PEDRO TEIXEIRA	48.178	52 PEDRO TEIXEIRA	47.693	52 PEDRO TEIXEIRA	53.685	19	52 PEDRO TEIXEIRA	2:29.556	2:30.422	19	
20	50 VITOR COSTA	48.670	17 DUARTE NUNO FERREIRA DOS	47.718	66 NELSON RESENDE	53.900	20	50 VITOR COSTA	2:31.264	2:31.930	20	
21	17 DUARTE NUNO FERREIRA DOS	48.704	50 VITOR COSTA	47.787	50 VITOR COSTA	54.807	21	17 DUARTE NUNO FERREIRA DOS	2:32.771	2:36.251	21	
22	56 JOAO PAULO DA COSTA AR	49.689	66 NELSON RESENDE	48.655	56 JOAO PAULO DA COSTA AR	55.862	22	56 JOAO PAULO DA COSTA AR	2:35.826	2:36.582	22	
23	34 ANTONIO GAGO	51.744	12 MIGUEL MARIA CONRADO	50.021	17 DUARTE NUNO FERREIRA DOS	56.349	23	12 MIGUEL MARIA CONRADO	2:39.944	2:48.236	25	
24	12 MIGUEL MARIA CONRADO	52.596	56 JOAO PAULO DA COSTA AR	50.275	34 ANTONIO GAGO	57.080	24	34 ANTONIO GAGO	2:39.983	2:40.097	23	
25	41 ANTONIO ALEXANDRE MACEDO	53.945	34 ANTONIO GAGO	51.159	12 MIGUEL MARIA CONRADO	57.327	25	66 NELSON RESENDE	2:43.685	3:21.357	27	
26	60 VELOSO AMARAL	58.676	41 ANTONIO ALEXANDRE MACEDO	52.628	41 ANTONIO ALEXANDRE MACEDO	58.229	26	41 ANTONIO ALEXANDRE MACEDO	2:44.802	2:47.610	24	
27	66 NELSON RESENDE	1:01.130	60 VELOSO AMARAL	56.228	60 VELOSO AMARAL	1:00.174	27	60 VELOSO AMARAL	2:55.078	2:55.506	26	





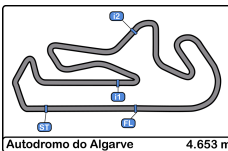
Autodromo Int. do Algarve
CPV 1300 + CPVC
Free Practice
Best 5 Lap Times



Autodromo do Algarve 4.653 m.

Cl	Nº	Entrant/Team	Nat	Driver 1	Nat	Driver 2	Nat	Vehicle	Cat	Cl	Best 1		Best 2		Best 3		Best 4		Best 5	
											Time	Lap	Time	Lap	Time	Lap	Time	Lap	Time	Lap
1	2	RUI MANUEL LOPES ANJOS		RUI MANUEL LOPES ANJOS				FORD ESCORT RS 1600	H75	1	2:03.219	8	2:07.399	3	2:07.912	2	2:08.024	9	2:14.419	10
2	3	JOAO PEDRO MACEDO S		JOAO PEDRO MACEDO SILVA				PORSCHE 911 RSR	H75	2	2:03.795	6	2:03.823	5	2:04.827	4	2:05.657	3	2:11.056	2
3	24	ANTONIO JOSÉ MOREIRA DA CUNHA SOARES		ANTONIO JOSÉ MOREIRA DA				FORD ESCORT RS 1600	H75	3	2:03.796	8	2:04.590	7	2:04.713	9	2:12.239	4	2:14.069	3
4	6	JOAQUIM JORGE		JOAQUIM JORGE				FORD ESCORT RS 1600	H75	4	2:03.928	4	2:05.128	5	2:05.186	8	2:07.044	3	2:11.442	2
5	20	RUI FILIPE DE CASTRO FERREIRA		RUI FILIPE DE CASTRO				FORD ESCORT RS 1600	H75	5	2:05.834	8	2:06.103	5	2:07.433	7	2:07.934	2	2:09.348	3
6	67	MARCO NUNO DE LACERDA		MARCO NUNO DE LACER		SIMPLICITO DE BRITO		MAZDA CAPELLA	GRUPO	1	2:07.675	7	2:16.373	3	2:17.025	8	2:19.712	4	2:22.815	2
7	14	JOÃO CARLOS DA FONT		JOÃO CARLOS DA FONTE				FORD ESCORT RS 1600	GRUPO	2	2:07.969	5	2:11.505	2	2:18.968	3	2:19.802	6	4:23.186	4
8	55	DOMINGOS MANUEL BOURBON DE SOUSA COUTINHO		DOMINGOS MANUEL				BMW 2800 CS	H71	1	2:09.704	5	2:12.188	2	2:12.408	4	2:12.760	8	2:14.073	3
9	19	CLAUDIO ESTAFANIO FERNANDES		CLAUDIO ESTAFANIO				PORSCHE 911 RS	H75	6	2:12.246	3	2:13.099	10	2:13.370	6	2:13.606	8	2:13.699	9
10	35	RICARDO JORGE RODRIGUES		RICARDO JORGE RODRIGUES				FORD ESCORT RS 2000	GRUPO	1	2:12.624	4	2:13.257	3	2:14.412	2	2:19.284	6	2:27.808	5
11	5	LUÍS ALEGRIA		LUÍS ALEGRIA				DATSUN 1200	H75	7	2:14.151	10	2:14.920	8	2:15.492	9	2:17.455	4	2:17.995	7
12	28	NUNO ROCHA OLIVEIRA		NUNO ROCHA OLIVEIRA				FORD ESCORT RS 2000	GRUPO	2	2:14.690	5	2:15.477	4	2:15.489	3	2:19.067	2	2:23.401	6
13	10	BRUNO CRISTÓVÃO FERNANDES DOS SANTOS		BRUNO CRISTÓVÃO				PORSCHE 911 RS	H75	8	2:15.037	6	2:16.025	4	2:17.120	3	2:20.190	7	2:22.114	10
14	16	PEDRO BARBOSA		PEDRO BARBOSA				DATSUN 1200	H75	9	2:18.996	6	2:22.608	3	2:28.021	4	2:28.406	2	2:45.073	7
15	25	JORGE MANUEL CEQUEIRA		JORGE MANUEL CEQUEIRA				TOYOTA STARLET 1.3 S	LEGEND	1	2:21.816	6	2:22.573	7	2:22.653	8	2:23.318	5	2:24.565	9
16	31	CARLOS FERNANDO DE CARVALHO BARBOSA DA CRUZ		CARLOS FERNANDO DE				DATSUN 1200	H75	10	2:22.130	5	2:23.675	3	2:24.583	4	2:27.485	2	2:46.257	6
17	7	CÂNDIDO GUILHERME		CÂNDIDO GUILHERME		NUNO ANTONIO DA CRUZ		DATSUN 1200	H71	2	2:24.925	9	2:29.958	4	2:33.789	3	2:35.592	2	2:35.676	7
18	47	RICARDO MANUEL HENRIQUES		RICARDO MANUEL				OPEL CORSA A	LEGEND	2	2:28.811	5	2:29.477	2	2:30.578	4	2:34.753	3	2:36.904	6
19	52	PEDRO TEIXEIRA		PEDRO TEIXEIRA				FIAT PUNTO 85 SPORT	DESAFI	1	2:30.422	5	2:30.541	4	2:31.819	3	2:31.866	6	2:32.583	2
20	50	MONTEIROS COMPETIÇ		VITOR COSTA				LOTUS ELAN	H71	3	2:31.930	5	2:32.584	6	2:38.478	2	2:39.904	8	2:43.499	3
21	17	DUARTE NUNO FERREIRA DOS SANTOS PINTO TRINDADE		DUARTE NUNO FERREIRA				PEUGEOT 106 XSI	LEGEND	3	2:36.251	2	2:46.285	3	5:41.748	4				
22	56	JOAO PAULO DA COSTA		JOAO PAULO DA COSTA				TOYOTA STARLET 1.3 S	LEGEND	4	2:36.582	4	2:37.664	5	2:40.009	7	2:41.578	6	2:42.291	8
23	34	MONTEIROS COMPETIÇ		ANTONIO GAGO				MINI	LEGEND	5	2:40.097	8	2:40.118	7	2:41.374	6	2:43.577	3	2:48.119	2
24	41	ANTONIO ALEXANDRE		ANTONIO ALEXANDRE				FIAT PUNTO 85 SPORT	DESAFI	2	2:47.610	5	2:47.773	3	2:50.546	8	2:55.814	4	2:58.402	2
25	12	MIGUEL MARIA CONRADO		MIGUEL MARIA CONRADO				AUSTIN METRO	LEGEND	6	2:48.236	2	2:58.394	3	6:46.893	4				
26	60	VELOSO AMARAL		VELOSO AMARAL				HILLMAN IMP	H71/TAÇ	1	2:55.506	2	3:09.171	3	3:31.918	5	6:26.163	4		
27	66	NELSON RESENDE		NELSON RESENDE				DATSUN 1200	H75	11	3:21.357	3	4:20.300	2						





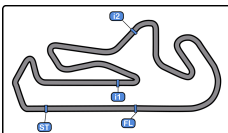
Autodromo Int. do Algarve
CPV 1300 + CPVC
Free Practice
Best 5 Top Speeds



Autodromo do Algarve 4.653 m.

Cl	Nº	Entrant/Team	Nat	Driver 1	Nat	Driver 2	Nat	Vehicle	Cat	Cl	Top 1		Top 2		Top 3		Top 4		Top 5		Avg
											Km/h	Lap	Km/h	Lap	Km/h	Lap	Km/h	Lap	Km/h	Lap	
1	3	JOAO PEDRO MACEDO S		JOAO PEDRO MACEDO SILVA				PORSCHE 911 RSR	H75	1	233.7	3	233.2	4	233.2	5	233.2	7	229.7	6	232.6
2	6	JOAQUIM JORGE		JOAQUIM JORGE				FORD ESCORT RS 1600	H75	2	230.2	9	229.2	8	225.9	3	225.4	6	219.0	4	226.0
3	19	CLAUDIO ESTAFANIO FERNANDES		CLAUDIO ESTAFANIO				PORSCHE 911 RS	H75	3	230.2	8	228.8	9	228.3	6	225.0	11	222.2	2	226.9
4	2	RUI MANUEL LOPES ANJOS		RUI MANUEL LOPES ANJOS				FORD ESCORT RS 1600	H75	4	228.3	10	226.4	3	223.6	6	223.1	9	221.7	8	224.6
5	20	RUI FILIPE DE CASTRO FERREIRA		RUI FILIPE DE CASTRO				FORD ESCORT RS 1600	H75	5	226.4	6	223.6	8	222.2	5	219.0	7	206.8	3	219.6
6	24	ANTONIO JOSÉ MOREIRA DA CUNHA		ANTONIO JOSÉ MOREIRA DA				FORD ESCORT RS 1600	H75	6	226.4	10	225.4	9	220.4	8	219.5	5	219.5	7	222.2
7	10	BRUNO CRISTÓVÃO FERNANDES DOS SANTOS		BRUNO CRISTÓVÃO				PORSCHE 911 RS	H75	7	224.0	10	222.6	4	221.7	7	220.4	6	210.5	11	219.8
8	67	MARCO NUNO DE LACERDA		MARCO NUNO DE LACER		SIMPLICITO DE BRITO		MAZDA CAPELLA	GRUPO	1	219.9	7	215.5	8	207.6	3	202.2	5	196.3	4	208.3
9	14	JOÃO CARLOS DA FONT		JOÃO CARLOS DA FONTE				FORD ESCORT RS 1600	GRUPO	2	215.5	3	200.7	5	198.8	2	179.1	6			198.5
10	55	DOMINGOS MANUEL BOURBON DE SOUSA COUTINHO		DOMINGOS MANUEL				BMW 2800 CS	H71	1	211.7	9	206.5	5	206.5	6	204.9	3	201.4	8	206.2
11	35	RICARDO JORGE RODRIGUES		RICARDO JORGE RODRIGUES				FORD ESCORT RS 2000	GRUPO	1	206.1	5	203.7	6	203.3	3	203.3	4	200.3	2	203.4
12	28	NUNO ROCHA OLIVEIRA		NUNO ROCHA OLIVEIRA				FORD ESCORT RS 2000	GRUPO	2	201.4	3	199.6	4	199.6	5	190.8	6	185.2	2	195.3
13	5	LUÍS ALEGRIA		LUÍS ALEGRIA				DATSUN 1200	H75	8	191.8	8	190.4	9	190.4	10	189.4	3	188.4	4	190.1
14	16	PEDRO BARBOSA		PEDRO BARBOSA				DATSUN 1200	H75	9	186.2	7	183.6	2	183.3	4	183.3	6	181.5	3	183.6
15	31	CARLOS FERNANDO DE CARVALHO BARBOSA DA CRUZ		CARLOS FERNANDO DE				DATSUN 1200	H75	10	180.6	6	178.8	5	178.2	2	177.0	4	176.4	3	178.2
16	47	RICARDO MANUEL HENRIQUES		RICARDO MANUEL				OPEL CORSA A	LEGEND	1	179.4	5	178.2	2	177.0	4	138.4	6	130.1	7	160.6
17	25	JORGE MANUEL CEQUEIRA		JORGE MANUEL CEQUEIRA				TOYOTA STARLET 1.3 S	LEGEND	2	177.6	7	176.4	2	176.4	10	173.9	5	173.9	8	175.6
18	50	MONTEIROS COMPETIÇ		VITOR COSTA				LOTUS ELAN	H71	2	177.3	5	177.3	7	175.8	3	170.6	6	163.1	2	172.8
19	56	JOAO PAULO DA COSTA		JOAO PAULO DA COSTA				TOYOTA STARLET 1.3 S	LEGEND	3	167.9	4	161.9	5	161.4	8	152.5	7	152.3	9	159.2
20	52	PEDRO TEIXEIRA		PEDRO TEIXEIRA				FIAT PUNTO 85 SPORT	DESAFI	1	167.4	5	164.1	3	163.1	4	163.1	7	162.6	6	164.1
21	7	CÂNDIDO GUILHERME		CÂNDIDO GUILHERME		NUNO ANTONIO DA CRUZ		DATSUN 1200	H71	3	163.6	9	162.6	10	160.4	5	159.5	2	159.0	4	161.0
22	12	MIGUEL MARIA CONRADO		MIGUEL MARIA CONRADO				AUSTIN METRO	LEGEND	4	159.5	3	132.6	2							146.1
23	17	DUARTE NUNO FERREIRA DOS SANTOS PINTO TRINDADE		DUARTE NUNO FERREIRA				PEUGEOT 106 XSI	LEGEND	5	159.2	2	147.9	3							153.6
24	41	ANTONIO ALEXANDRE		ANTONIO ALEXANDRE				FIAT PUNTO 85 SPORT	DESAFI	2	154.0	8	151.8	9	145.9	5	144.7	6	142.6	3	147.8
25	34	MONTEIROS COMPETIÇ		ANTONIO GAGO				MINI	LEGEND	6	149.7	3	149.3	9	148.1	7	147.9	6	147.5	4	148.5
26	66	NELSON RESENDE		NELSON RESENDE				DATSUN 1200	H75	11	105.6	3									105.6





Autodromo Int. do Algarve

CPV 1300 + CPVC

Free Practice

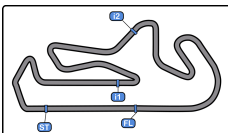
Fastest Laps Sequence

Autodromo do Algarve 4.653 m.



Lap	Time of Day	Session Time	Nº Entrant/Team	Nat	Driver 1	Nat	Driver 2	Nat	Vehicle	Cat	Time	Km/h
2	12:39:38.094	7:38.094	2 RUI MANUEL LOPES ANJOS COSTA		RUI MANUEL LOPES ANJOS				FORD ESCORT RS 1600	H75	2:07.912	130.9
3	12:41:45.493	9:45.493	2 RUI MANUEL LOPES ANJOS COSTA		RUI MANUEL LOPES ANJOS				FORD ESCORT RS 1600	H75	2:07.399	131.4
3	12:42:05.196	10:05.196	3 JOAO PEDRO MACEDO SILVA		JOAO PEDRO MACEDO SILVA				PORSCHE 911 RSR	H75	2:05.657	133.3
4	12:44:10.023	12:10.023	3 JOAO PEDRO MACEDO SILVA		JOAO PEDRO MACEDO SILVA				PORSCHE 911 RSR	H75	2:04.827	134.1
4	12:44:41.466	12:41.466	6 JOAQUIM JORGE		JOAQUIM JORGE				FORD ESCORT RS 1600	H75	2:03.928	135.1
5	12:46:13.846	14:13.846	3 JOAO PEDRO MACEDO SILVA		JOAO PEDRO MACEDO SILVA				PORSCHE 911 RSR	H75	2:03.823	135.2
6	12:48:17.641	16:17.641	3 JOAO PEDRO MACEDO SILVA		JOAO PEDRO MACEDO SILVA				PORSCHE 911 RSR	H75	2:03.795	135.3
8	12:56:07.988	24:07.988	2 RUI MANUEL LOPES ANJOS COSTA		RUI MANUEL LOPES ANJOS				FORD ESCORT RS 1600	H75	2:03.219	135.9





Autodromo Int. do Algarve

CPV 1300 + CPVC

Free Practice

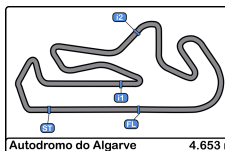
Event Best Maximum Speed

Autodromo do Algarve 4.653 m.



Nº	Entrant/Team	Nat	Driver 1	Nat	Driver 2	Nat	Vehicle	Cat	Km/h	Session
3	JOAO PEDRO MACEDO SILVA		JOAO PEDRO MACEDO SILVA				PORSCHE 911 RSR	H75	233.7	Free Practice
19	CLAUDIO ESTAFANIO FERNANDES VIEIRA		CLAUDIO ESTAFANIO				PORSCHE 911 RS	H75	230.2	Free Practice
6	JOAQUIM JORGE		JOAQUIM JORGE				FORD ESCORT RS 1600	H75	230.2	Free Practice
2	RUI MANUEL LOPES ANJOS COSTA		RUI MANUEL LOPES ANJOS				FORD ESCORT RS 1600	H75	228.3	Free Practice
20	RUI FILIPE DE CASTRO FERREIRA ALVES		RUI FILIPE DE CASTRO				FORD ESCORT RS 1600	H75	226.4	Free Practice
24	ANTONIO JOSÉ MOREIRA DA CUNHA SOARES		ANTONIO JOSÉ MOREIRA DA				FORD ESCORT RS 1600	H75	226.4	Free Practice
10	BRUNO CRISTÓVÃO FERNANDES DOS SANTOS		BRUNO CRISTÓVÃO FERNANDES				PORSCHE 911 RS	H75	224.0	Free Practice
67	MARCO NUNO DE LACERDA CAMPOS PINTO		MARCO NUNO DE LACERDA		SIMPLICITO DE BRITO CAMPOS		MAZDA CAPELLA	GRUPO	219.9	Free Practice
14	JOÃO CARLOS DA FONTE NOVO		JOÃO CARLOS DA FONTE NOVO				FORD ESCORT RS 1600	GRUPO	215.5	Free Practice
55	DOMINGOS MANUEL BOURBON DE SOUSA COUTINHO		DOMINGOS MANUEL BOURBON				BMW 2800 CS	H71	211.7	Free Practice
35	RICARDO JORGE RODRIGUES PEREIRA		RICARDO JORGE RODRIGUES				FORD ESCORT RS 2000	GRUPO	206.1	Free Practice
28	NUNO ROCHA OLIVEIRA BREDA		NUNO ROCHA OLIVEIRA BREDA				FORD ESCORT RS 2000	GRUPO	201.4	Free Practice
5	LUÍS ALEGRIA		LUÍS ALEGRIA				DATSUN 1200	H75	191.8	Free Practice
16	PEDRO BARBOSA		PEDRO BARBOSA				DATSUN 1200	H75	186.2	Free Practice
31	CARLOS FERNANDO DE CARVALHO BARBOSA DA CRUZ		CARLOS FERNANDO DE				DATSUN 1200	H75	180.6	Free Practice
47	RICARDO MANUEL HENRIQUES FERRÃO		RICARDO MANUEL HENRIQUES				OPEL CORSA A	LEGEND	179.4	Free Practice
25	JORGE MANUEL CEQUEIRA		JORGE MANUEL CEQUEIRA				TOYOTA STARLET 1.3 S	LEGEND	177.6	Free Practice
50	MONTEIROS COMPETIÇÕES		VITOR COSTA				LOTUS ELAN	H71	177.3	Free Practice
56	JOAO PAULO DA COSTA ARANTES		JOAO PAULO DA COSTA				TOYOTA STARLET 1.3 S	LEGEND	167.9	Free Practice
52	PEDRO TEIXEIRA		PEDRO TEIXEIRA				FIAT PUNTO 85 SPORT	DESAFI	167.4	Free Practice
7	CÂNDIDO GUILHERME MONTEIRO		CÂNDIDO GUILHERME		NUNO ANTONIO DA CRUZ		DATSUN 1200	H71	163.6	Free Practice
12	MIGUEL MARIA CONRADO MIGUEL		MIGUEL MARIA CONRADO				AUSTIN METRO	LEGEND	159.5	Free Practice
17	DUARTE NUNO FERREIRA DOS SANTOS PINTO TRINDADE		DUARTE NUNO FERREIRA DOS				PEUGEOT 106 XSI	LEGEND	159.2	Free Practice
41	ANTONIO ALEXANDRE MACEDO		ANTONIO ALEXANDRE MACEDO				FIAT PUNTO 85 SPORT	DESAFI	154.0	Free Practice
34	MONTEIROS COMPETIÇÕES		ANTONIO GAGO				MINI	LEGEND	149.7	Free Practice
66	NELSON RESENDE		NELSON RESENDE				DATSUN 1200	H75	105.6	Free Practice





Autodromo Int. do Algarve

CPV 1300 + CPVC

Free Practice

Pit Stop Analysis



Autodromo do Algarve 4.653 m.

2 RUI MANUEL LOPES ANJOS COSTA FORD ESCORT RS 1600

H75		RUI MANUEL LOPES ANJOS COSTA					
Nº	In Day Time	In Time	Out Time	Pit Time	T. Pit Time	Handicap	Diff.
1	12:43:55.183	12:43:55.183	12:46:28.357	2:33.174	2:33.174		
2	12:50:55.063	12:50:55.063	12:51:55.139	1:00.076	3:33.250		

5 LUÍS ALEGRIA DATSUN 1200

H75		LUÍS ALEGRIA					
Nº	In Day Time	In Time	Out Time	Pit Time	T. Pit Time	Handicap	Diff.
1	12:47:31.129	12:47:31.129	12:50:23.374	2:52.245	2:52.245		

6 JOAQUIM JORGE FORD ESCORT RS 1600

H75		JOAQUIM JORGE					
Nº	In Day Time	In Time	Out Time	Pit Time	T. Pit Time	Handicap	Diff.
1	12:48:57.507	12:48:57.507	12:51:37.780	2:40.273	2:40.273		

7 CÂNDIDO GUILHERME MONTEIRO DATSUN 1200

H71		CÂNDIDO GUILHERME MONTEIRO					
Nº	In Day Time	In Time	Out Time	Pit Time	T. Pit Time	Handicap	Diff.
1	12:48:03.417	12:48:03.417	12:49:32.035	1:28.618	1:28.618		
2	12:54:28.042	12:54:28.042	12:56:05.071	1:37.029	3:05.647		

10 BRUNO CRISTÓVÃO FERNANDES DOS SANTO PORSCHE 911 RS

H75		BRUNO CRISTÓVÃO FERNANDES DO					
Nº	In Day Time	In Time	Out Time	Pit Time	T. Pit Time	Handicap	Diff.
1	12:54:10.811	12:54:10.811	12:57:00.222	2:49.411	2:49.411		

12 MIGUEL MARIA CONRADO MIGUEL AUSTIN METRO

LEGENDS		MIGUEL MARIA CONRADO MIGUEL					
Nº	In Day Time	In Time	Out Time	Pit Time	T. Pit Time	Handicap	Diff.
1	12:44:36.169	12:44:36.169	12:48:21.943	3:45.774	3:45.774		

14 JOÃO CARLOS DA FONTE NOVO FORD ESCORT RS 1600

GRUPO 5		JOÃO CARLOS DA FONTE NOVO					
Nº	In Day Time	In Time	Out Time	Pit Time	T. Pit Time	Handicap	Diff.
1	12:42:16.478	12:42:16.478	12:44:35.688	2:19.210	2:19.210		

16 PEDRO BARBOSA DATSUN 1200

H75		PEDRO BARBOSA					
Nº	In Day Time	In Time	Out Time	Pit Time	T. Pit Time	Handicap	Diff.
1	12:45:08.240	12:45:08.240	12:46:58.282	1:50.042	1:50.042		

17 DUARTE NUNO FERREIRA DOS SANTOS PEUGEOT 106 XSI

LEGENDS		DUARTE NUNO FERREIRA DOS SANT					
Nº	In Day Time	In Time	Out Time	Pit Time	T. Pit Time	Handicap	Diff.
1	12:43:35.395	12:43:35.395	12:46:43.654	3:08.259	3:08.259		

19 CLAUDIO ESTAFANIO FERNANDES VIEIRA PORSCHE 911 RS

H75		CLAUDIO ESTAFANIO FERNANDES VI					
Nº	In Day Time	In Time	Out Time	Pit Time	T. Pit Time	Handicap	Diff.
1	12:45:01.799	12:45:01.799	12:46:52.919	1:51.120	1:51.120		

24 ANTONIO JOSÉ MOREIRA DA CUNHA SO FORD ESCORT RS 1600

H75		ANTONIO JOSÉ MOREIRA DA CUNHA					
Nº	In Day Time	In Time	Out Time	Pit Time	T. Pit Time	Handicap	Diff.
1	12:47:29.344	12:47:29.344	12:49:53.177	2:23.833	2:23.833		

25 JORGE MANUEL CEQUEIRA MARQUES TOYOTA STARLET 1.3 S

LEGENDS		JORGE MANUEL CEQUEIRA MARQUE					
Nº	In Day Time	In Time	Out Time	Pit Time	T. Pit Time	Handicap	Diff.
1	12:41:09.272	12:41:09.272	12:43:30.827	2:21.555	2:21.555		

34 ANTONIO GAGO MINI

LEGENDS		MONTEIROS COMPETIÇÕES					
Nº	In Day Time	In Time	Out Time	Pit Time	T. Pit Time	Handicap	Diff.
1	12:46:14.193	12:46:14.193	12:49:40.065	3:25.872	3:25.872		

35 RICARDO JORGE RODRIGUES PEREIRA FORD ESCORT RS 2000

GRUPO 1 N		RICARDO JORGE RODRIGUES PEREI					
Nº	In Day Time	In Time	Out Time	Pit Time	T. Pit Time	Handicap	Diff.
1	12:49:50.173	12:49:50.173	12:52:23.271	2:33.098	2:33.098		

41 ANTONIO ALEXANDRE MACEDO COSTA FIAT PUNTO 85 SPORT

DESAFIO A		ANTONIO ALEXANDRE MACEDO COS					
Nº	In Day Time	In Time	Out Time	Pit Time	T. Pit Time	Handicap	Diff.
1	12:53:18.241	12:53:18.241	12:55:10.499	1:52.258	1:52.258		

50 VITOR COSTA LOTUS ELAN

H71		MONTEIROS COMPETIÇÕES					
Nº	In Day Time	In Time	Out Time	Pit Time	T. Pit Time	Handicap	Diff.
1	12:43:15.213	12:43:15.213	12:44:37.150	1:21.937	1:21.937		
2	12:57:39.805	12:57:39.805	12:59:31.422	1:51.617	3:13.554		

55 DOMINGOS MANUEL BOURBON DE SOUSA C BMW 2800 CS

H71		DOMINGOS MANUEL BOURBON DE S					
Nº	In Day Time	In Time	Out Time	Pit Time	T. Pit Time	Handicap	Diff.
1	12:49:38.578	12:49:38.578	12:53:40.988	4:02.410	4:02.410		

56 JOAO PAULO DA COSTA ARANTES TOYOTA STARLET 1.3 S

LEGENDS		JOAO PAULO DA COSTA ARANTES					
Nº	In Day Time	In Time	Out Time	Pit Time	T. Pit Time	Handicap	Diff.
1	12:41:43.762	12:41:43.762	12:44:40.702	2:56.940	2:56.940		

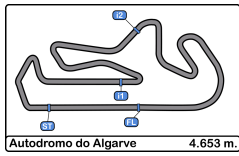
66 NELSON RESENDE DATSUN 1200

H75		NELSON RESENDE					
Nº	In Day Time	In Time	Out Time	Pit Time	T. Pit Time	Handicap	Diff.
1	12:57:56.983	12:57:56.983	12:59:56.112	1:59.129	1:59.129		

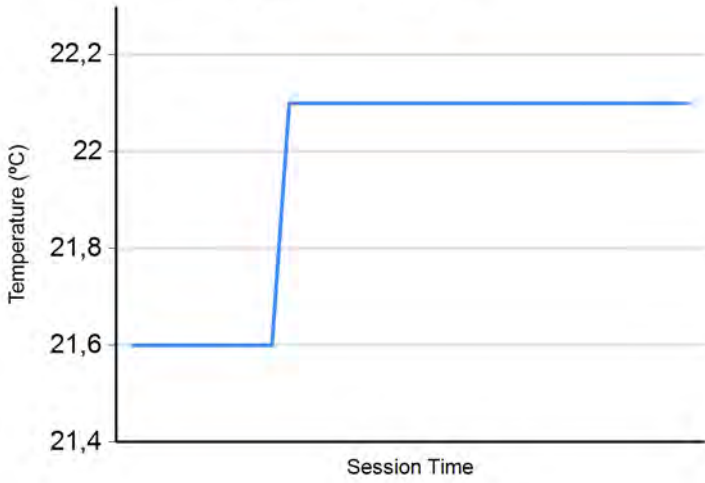
67 MARCO NUNO DE LACERDA MAZDA CAPELLA

GRUPO 5		SIMPLICITO DE BRITO CA MARCO NUNO DE LACERDA CAMPOS					
Nº	In Day Time	In Time	Out Time	Pit Time	T. Pit Time	Handicap	Diff.
1	12:47:24.905	12:47:24.905	12:49:54.705	2:29.800	2:29.800		

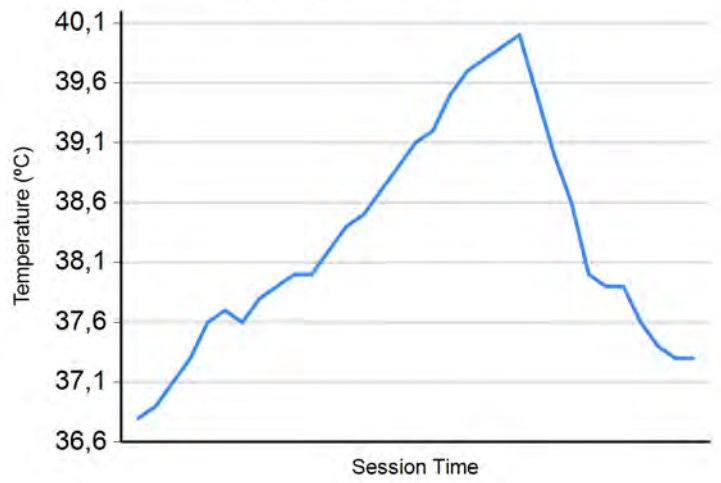




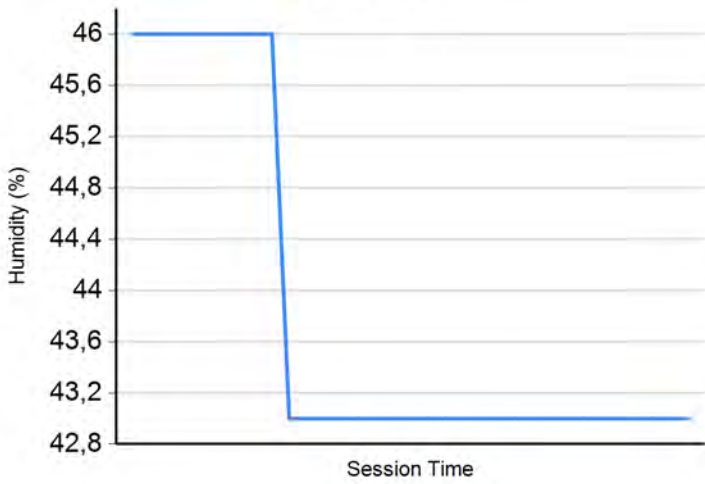
Air Temperature



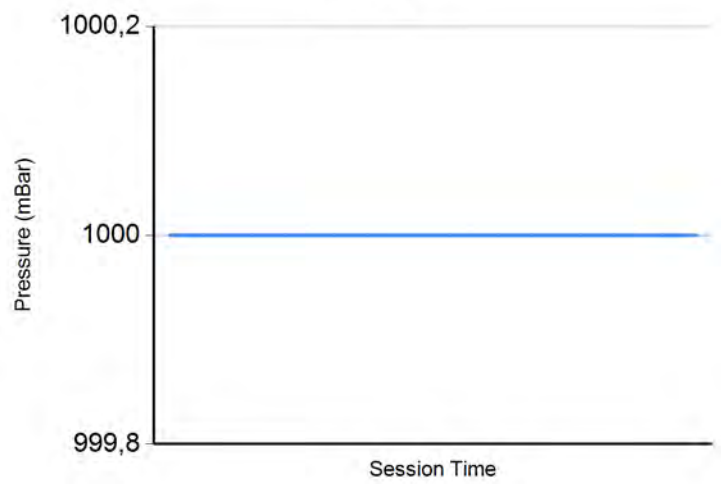
Track Temperature



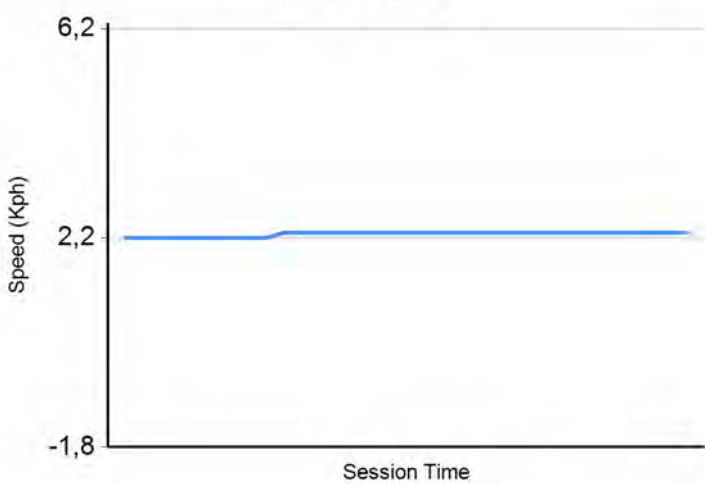
Humidity



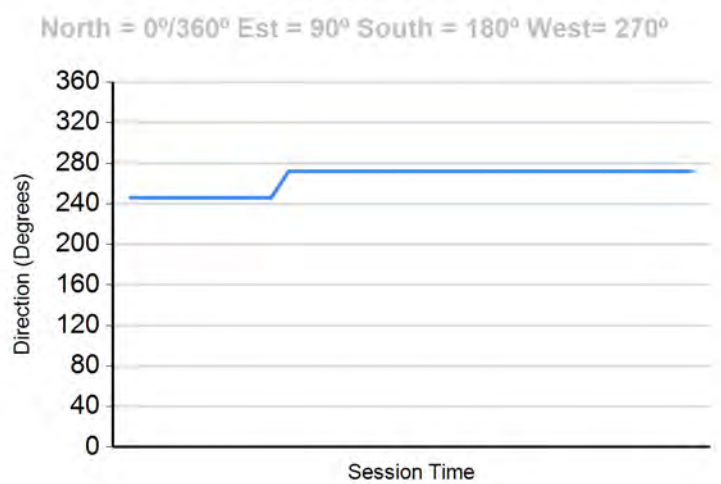
Pressure

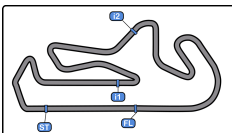


Wind Speed



Wind direction





Autodromo Int. do Algarve

CPV 1300 + CPVC

Qualifying

Provisional Results

Autodromo do Algarve 4.653 m.



Cls	Nº	Entrant/Team	Nat	Driver 1	Nat	Driver 2	Nat	Vehicle	Cat	Cls	Laps	Best	Time	Gap	Interval	Km/h
1	3	JOAO PEDRO MACEDO S		JOAO PEDRO MACEDO SILVA				PORSCHE 911 RSR	H75	1	8	8	1:57.566			142.4
2	2	RUI MANUEL LOPES ANJOS		RUI MANUEL LOPES ANJOS				FORD ESCORT RS 1600	H75	2	7	4	2:02.852	5.286	5.286	136.3
3	6	JOAQUIM JORGE		JOAQUIM JORGE				FORD ESCORT RS 1600	H75	3	8	3	2:02.962	5.396	0.110	136.2
4	24	ANTONIO JOSÉ MOREIRA DA CUNHA SOARES		ANTONIO JOSÉ MOREIRA DA				FORD ESCORT RS 1600	H75	4	9	3	2:05.440	7.874	2.478	133.5
5	14	JOÃO CARLOS DA FONT		JOÃO CARLOS DA FONTE				FORD ESCORT RS 1600	GRUPO	1	10	4	2:05.683	8.117	0.243	133.2
6	55	DOMINGOS MANUEL BOURBON DE SOUSA COUTINHO		DOMINGOS MANUEL				BMW 2800 CS	H71	1	11	10	2:08.598	11.032	2.915	130.2
7	10	BRUNO CRISTÓVÃO FERNANDES DOS SANTOS		BRUNO CRISTÓVÃO				PORSCHE 911 RS	H75	5	11	10	2:08.852	11.286	0.254	130.0
8	19	CLAUDIO ESTAFANIO FERNANDES		CLAUDIO ESTAFANIO				PORSCHE 911 RS	H75	6	10	9	2:09.303	11.737	0.451	129.5
9	35	RICARDO JORGE RODRIGUES		RICARDO JORGE RODRIGUES				FORD ESCORT RS 2000	GRUPO	1	11	11	2:11.346	13.780	2.043	127.5
10	5	LUÍS ALEGRIA		LUÍS ALEGRIA				DATSUN 1200	H75	7	9	8	2:12.118	14.552	0.772	126.7
11	28	NUNO ROCHA OLIVEIRA		NUNO ROCHA OLIVEIRA				FORD ESCORT RS 2000	GRUPO	2	10	7	2:13.810	16.244	1.692	125.1
12	67	MARCO NUNO DE LACERDA		MARCO NUNO DE LACER		SIMPLICITO DE BRITO		MAZDA CAPELLA	GRUPO	2	9	7	2:17.088	19.522	3.278	122.1
13	21	NUNO AUGUSTO		NUNO AUGUSTO		PEDRO LISBOA		FORD ESCORT MK I	GRUPO	3	12	11	2:18.302	20.736	1.214	121.1
14	16	PEDRO BARBOSA		PEDRO BARBOSA				DATSUN 1200	H75	8	8	8	2:18.637	21.071	0.335	120.8
15	25	JORGE MANUEL CEQUEIRA		JORGE MANUEL CEQUEIRA				TOYOTA STARLET 1.3 S	LEGEND	1	10	8	2:20.514	22.948	1.877	119.2
16	47	RICARDO MANUEL HENRIQUES		RICARDO MANUEL				OPEL CORSA A	LEGEND	2	9	4	2:22.097	24.531	1.583	117.8
17	1	EDUARDO LUCIO PINTO		EDUARDO SANTOS		PEDRO POÇAS		PORSCHE 924	H81	1	7	3	2:22.201	24.635	0.104	117.7
18	66	NELSON RESENDE		NELSON RESENDE				DATSUN 1200	H75	9	7	3	2:22.562	24.996	0.361	117.4
19	7	CÂNDIDO GUILHERME		CÂNDIDO GUILHERME		NUNO ANTONIO DA CRUZ		DATSUN 1200	H71	2	9	9	2:24.469	26.903	1.907	115.9
20	50	MONTEIROS COMPETIÇ		VITOR COSTA				LOTUS ELAN	H71	3	10	9	2:25.773	28.207	1.304	114.9
21	56	JOAO PAULO DA COSTA		JOAO PAULO DA COSTA				TOYOTA STARLET 1.3 S	LEGEND	3	9	8	2:29.281	31.715	3.508	112.2
22	17	DUARTE NUNO FERREIRA DOS SANTOS PINTO TRINDADE		DUARTE NUNO FERREIRA				PEUGEOT 106 XSI	LEGEND	4	7	6	2:29.568	32.002	0.287	111.9
23	41	ANTONIO ALEXANDRE		ANTONIO ALEXANDRE				FIAT PUNTO 85 SPORT	DESAFI	1	8	8	2:38.483	40.917	8.915	105.6
24	34	MONTEIROS COMPETIÇ		ANTONIO GAGO				MINI	LEGEND	5	5	4	2:41.722	44.156	3.239	103.5
25	12	MIGUEL MARIA CONRADO		MIGUEL MARIA CONRADO				AUSTIN METRO	LEGEND	6	5	3	2:46.054	48.488	4.332	100.8
26	60	VELOSO AMARAL		VELOSO AMARAL				HILLMAN IMP	H71/TAC	1	3	3	4:58.920	3:01.354	2:12.866	56.0

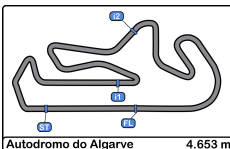
Published at:.....

Track Temp: 28.4 °C Air Temp: 22.1 °C Humidity: 56 % Track Status: DRY

Race Director:

Timekeeper:





Autodromo Int. do Algarve
CPV 1300 + CPVC
Qualifying
Provisional Results by Category



Autodromo do Algarve 4.653 m.

H75																
Cls	Nº	Entrant/Team	Nat	Driver 1	Nat	Driver 2	Nat	Vehicle	Cat	Cls	Laps	Best	Time	Gap	Interval	Km/h
1	3	JOAO PEDRO MACEDO S		JOAO PEDRO MACEDO SILVA				PORSCHE 911 RSR	H75	1	8	8	1:57.566			142.4
2	2	RUI MANUEL LOPES ANJOS		RUI MANUEL LOPES ANJOS				FORD ESCORT RS 1600	H75	2	7	4	2:02.852	5.286	5.286	136.3
3	6	JOAQUIM JORGE		JOAQUIM JORGE				FORD ESCORT RS 1600	H75	3	8	3	2:02.962	5.396	0.110	136.2
4	24	ANTONIO JOSÉ MOREIRA DA CUNHA SOARES		ANTONIO JOSÉ MOREIRA DA				FORD ESCORT RS 1600	H75	4	9	3	2:05.440	7.874	2.478	133.5
5	10	BRUNO CRISTÓVÃO FERNANDES DOS SANTOS		BRUNO CRISTÓVÃO				PORSCHE 911 RS	H75	5	11	10	2:08.852	11.286	3.412	130.0
6	19	CLAUDIO ESTAFANIO FERNANDES		CLAUDIO ESTAFANIO				PORSCHE 911 RS	H75	6	10	9	2:09.303	11.737	0.451	129.5
7	5	LUÍS ALEGRIA		LUÍS ALEGRIA				DATSUN 1200	H75	7	9	8	2:12.118	14.552	2.815	126.7
8	16	PEDRO BARBOSA		PEDRO BARBOSA				DATSUN 1200	H75	8	8	8	2:18.637	21.071	6.519	120.8
9	66	NELSON RESENDE		NELSON RESENDE				DATSUN 1200	H75	9	7	3	2:22.562	24.996	3.925	117.4

GRUPO 5																
Cls	Nº	Entrant/Team	Nat	Driver 1	Nat	Driver 2	Nat	Vehicle	Cat	Cls	Laps	Best	Time	Gap	Interval	Km/h
1	14	JOÃO CARLOS DA FONT		JOÃO CARLOS DA FONTE				FORD ESCORT RS 1600	GRUPO	1	10	4	2:05.683			133.2
2	67	MARCO NUNO DE LACERDA		MARCO NUNO DE LACER		SIMPLICITO DE BRITO		MAZDA CAPELLA	GRUPO	2	9	7	2:17.088	11.405	11.405	122.1
3	21	NUNO AUGUSTO		NUNO AUGUSTO		PEDRO LISBOA		FORD ESCORT MK I	GRUPO	3	12	11	2:18.302	12.619	1.214	121.1

H71																
Cls	Nº	Entrant/Team	Nat	Driver 1	Nat	Driver 2	Nat	Vehicle	Cat	Cls	Laps	Best	Time	Gap	Interval	Km/h
1	55	DOMINGOS MANUEL BOURBON DE SOUSA COUTINHO		DOMINGOS MANUEL				BMW 2800 CS	H71	1	11	10	2:08.598			130.2
2	7	CÂNDIDO GUILHERME		CÂNDIDO GUILHERME		NUNO ANTONIO DA CRUZ		DATSUN 1200	H71	2	9	9	2:24.469	15.871	15.871	115.9
3	50	MONTEIROS COMPETIÇ		VITOR COSTA				LOTUS ELAN	H71	3	10	9	2:25.773	17.175	1.304	114.9

GRUPO 1 NACIONAL																
Cls	Nº	Entrant/Team	Nat	Driver 1	Nat	Driver 2	Nat	Vehicle	Cat	Cls	Laps	Best	Time	Gap	Interval	Km/h
1	35	RICARDO JORGE RODRIGUES		RICARDO JORGE RODRIGUES				FORD ESCORT RS 2000	GRUPO	1	11	11	2:11.346			127.5
2	28	NUNO ROCHA OLIVEIRA		NUNO ROCHA OLIVEIRA				FORD ESCORT RS 2000	GRUPO	2	10	7	2:13.810	2.464	2.464	125.1

LEGENDS																
Cls	Nº	Entrant/Team	Nat	Driver 1	Nat	Driver 2	Nat	Vehicle	Cat	Cls	Laps	Best	Time	Gap	Interval	Km/h
1	25	JORGE MANUEL CEQUEIRA		JORGE MANUEL CEQUEIRA				TOYOTA STARLET 1.3 S	LEGEND	1	10	8	2:20.514			119.2
2	47	RICARDO MANUEL HENRIQUES		RICARDO MANUEL				OPEL CORSA A	LEGEND	2	9	4	2:22.097	1.583	1.583	117.8
3	56	JOAO PAULO DA COSTA		JOAO PAULO DA COSTA				TOYOTA STARLET 1.3 S	LEGEND	3	9	8	2:29.281	8.767	7.184	112.2
4	17	DUARTE NUNO FERREIRA DOS SANTOS PINTO TRINDADE		DUARTE NUNO FERREIRA				PEUGEOT 106 XSI	LEGEND	4	7	6	2:29.568	9.054	0.287	111.9
5	34	MONTEIROS COMPETIÇ		ANTONIO GAGO				MINI	LEGEND	5	5	4	2:41.722	21.208	12.154	103.5

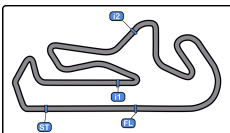
Published at:.....

Track Temp: 28.4 °C Air Temp: 22.1 °C Humidity: 56 % Track Status: DRY

Race Director:

Timekeeper:





Autodromo Int. do Algarve
CPV 1300 + CPVC
Qualifying
Provisional Results by Category

Autodromo do Algarve 4.653 m.



FEDERAÇÃO PORTUGUESA
DE AUTOMOBILISMO E KARTING

LEGENDS																
Cls	Nº	Entrant/Team	Nat	Driver 1	Nat	Driver 2	Nat	Vehicle	Cat	Cls	Laps	Best	Time	Gap	Interval	Km/h
6	12	MIGUEL MARIA CONRADO		MIGUEL MARIA CONRADO				AUSTIN METRO	LEGEND	6	5	3	2:46.054	25.540	4.332	100.8

H81																
Cls	Nº	Entrant/Team	Nat	Driver 1	Nat	Driver 2	Nat	Vehicle	Cat	Cls	Laps	Best	Time	Gap	Interval	Km/h
1	1	EDUARDO LUCIO PINTO		EDUARDO SANTOS		PEDRO POÇAS		PORSCHE 924	H81	1	7	3	2:22.201			117.7

DESAFIO ANPAC																
Cls	Nº	Entrant/Team	Nat	Driver 1	Nat	Driver 2	Nat	Vehicle	Cat	Cls	Laps	Best	Time	Gap	Interval	Km/h
1	41	ANTONIO ALEXANDRE		ANTONIO ALEXANDRE				FIAT PUNTO 85 SPORT	DESAFI	1	8	8	2:38.483			105.6

H71/TAÇA 1000																
Cls	Nº	Entrant/Team	Nat	Driver 1	Nat	Driver 2	Nat	Vehicle	Cat	Cls	Laps	Best	Time	Gap	Interval	Km/h
1	60	VELOSO AMARAL		VELOSO AMARAL				HILLMAN IMP	H71/TAÇ	1	3	3	4:58.920			56.0

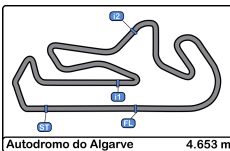
Published at:.....

Track Temp: 28.4 °C Air Temp: 22.1 °C Humidity: 56 % Track Status: DRY

Race Director:

Timekeeper:





Autodromo Int. do Algarve
CPV 1300 + CPVC
Qualifying
Provisional Results by Class



Autodromo do Algarve 4.653 m.

CPVC																
Cls	Nº	Entrant/Team	Nat	Driver 1	Nat	Driver 2	Nat	Vehicle	Cat	Cls	Laps	Best	Time	Gap	Interval	Km/h
1	3	JOAO PEDRO MACEDO S		JOAO PEDRO MACEDO SILVA				PORSCHE 911 RSR	CPVC	1	8	8	1:57.566			142.4
2	2	RUI MANUEL LOPES ANJOS		RUI MANUEL LOPES ANJOS				FORD ESCORT RS 1600	CPVC	2	7	4	2:02.852	5.286	5.286	136.3
3	6	JOAQUIM JORGE		JOAQUIM JORGE				FORD ESCORT RS 1600	CPVC	3	8	3	2:02.962	5.396	0.110	136.2
4	24	ANTONIO JOSÉ MOREIRA DA CUNHA SOARES		ANTONIO JOSÉ MOREIRA DA				FORD ESCORT RS 1600	CPVC	4	9	3	2:05.440	7.874	2.478	133.5
5	14	JOÃO CARLOS DA FONT		JOÃO CARLOS DA FONTE				FORD ESCORT RS 1600	CPVC	5	10	4	2:05.683	8.117	0.243	133.2
6	55	DOMINGOS MANUEL BOURBON DE SOUSA COUTINHO		DOMINGOS MANUEL				BMW 2800 CS	CPVC	6	11	10	2:08.598	11.032	2.915	130.2
7	10	BRUNO CRISTÓVÃO FERNANDES DOS SANTOS		BRUNO CRISTÓVÃO				PORSCHE 911 RS	CPVC	7	11	10	2:08.852	11.286	0.254	130.0
8	19	CLAUDIO ESTAFANIO FERNANDES		CLAUDIO ESTAFANIO				PORSCHE 911 RS	CPVC	8	10	9	2:09.303	11.737	0.451	129.5
9	35	RICARDO JORGE RODRIGUES		RICARDO JORGE RODRIGUES				FORD ESCORT RS 2000	CPVC	9	11	11	2:11.346	13.780	2.043	127.5
10	28	NUNO ROCHA OLIVEIRA		NUNO ROCHA OLIVEIRA				FORD ESCORT RS 2000	CPVC	10	10	7	2:13.810	16.244	2.464	125.1
11	67	MARCO NUNO DE LACERDA		MARCO NUNO DE LACER		SIMPLICITO DE BRITO		MAZDA CAPELLA	CPVC	11	9	7	2:17.088	19.522	3.278	122.1
12	21	NUNO AUGUSTO		NUNO AUGUSTO		PEDRO LISBOA		FORD ESCORT MK I	CPVC	12	12	11	2:18.302	20.736	1.214	121.1
13	1	EDUARDO LUCIO PINTO		EDUARDO SANTOS		PEDRO POÇAS		PORSCHE 924	CPVC	13	7	3	2:22.201	24.635	3.899	117.7
14	50	MONTEIROS COMPETIÇ		VITOR COSTA				LOTUS ELAN	CPVC	14	10	9	2:25.773	28.207	3.572	114.9

CPV 1300																
Cls	Nº	Entrant/Team	Nat	Driver 1	Nat	Driver 2	Nat	Vehicle	Cat	Cls	Laps	Best	Time	Gap	Interval	Km/h
1	5	LUÍS ALEGRIA		LUÍS ALEGRIA				DATSUN 1200	CPV 130	1	9	8	2:12.118			126.7
2	16	PEDRO BARBOSA		PEDRO BARBOSA				DATSUN 1200	CPV 130	2	8	8	2:18.637	6.519	6.519	120.8
3	25	JORGE MANUEL CEQUEIRA		JORGE MANUEL CEQUEIRA				TOYOTA STARLET 1.3 S	CPV 130	3	10	8	2:20.514	8.396	1.877	119.2
4	47	RICARDO MANUEL HENRIQUES		RICARDO MANUEL				OPEL CORSA A	CPV 130	4	9	4	2:22.097	9.979	1.583	117.8
5	66	NELSON RESENDE		NELSON RESENDE				DATSUN 1200	CPV 130	5	7	3	2:22.562	10.444	0.465	117.4
6	7	CÂNDIDO GUILHERME		CÂNDIDO GUILHERME		NUNO ANTONIO DA CRUZ		DATSUN 1200	CPV 130	6	9	9	2:24.469	12.351	1.907	115.9
7	56	JOAO PAULO DA COSTA		JOAO PAULO DA COSTA				TOYOTA STARLET 1.3 S	CPV 130	7	9	8	2:29.281	17.163	4.812	112.2
8	17	DUARTE NUNO FERREIRA DOS SANTOS PINTO TRINDADE		DUARTE NUNO FERREIRA				PEUGEOT 106 XSI	CPV 130	8	7	6	2:29.568	17.450	0.287	111.9
9	41	ANTONIO ALEXANDRE		ANTONIO ALEXANDRE				FIAT PUNTO 85 SPORT	CPV 130	9	8	8	2:38.483	26.365	8.915	105.6
10	34	MONTEIROS COMPETIÇ		ANTONIO GAGO				MINI	CPV 130	10	5	4	2:41.722	29.604	3.239	103.5
11	12	MIGUEL MARIA CONRADO		MIGUEL MARIA CONRADO				AUSTIN METRO	CPV 130	11	5	3	2:46.054	33.936	4.332	100.8
12	60	VELOSO AMARAL		VELOSO AMARAL				HILLMAN IMP	CPV 130	12	3	3	4:58.920	2:46.802	2:12.866	56.0

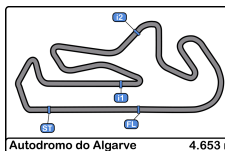
Published at:.....

Track Temp: 28.4 °C Air Temp: 22.1 °C Humidity: 56 % Track Status: DRY

Race Director:

Timekeeper:



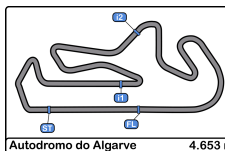


Autodromo Int. do Algarve
CPV 1300 + CPVC
Qualifying
Lap Analysis



1							6								
EDUARDO SANTOS							JOAQUIM JORGE								
H81							H75								
PEDRO POÇAS							JOAQUIM JORGE								
EDUARDO LUCIO PINTO							JOAQUIM JORGE								
Lap	D	Time	Sector 1	Sector 2	Sector 3	T. Spd	Elapsed	Lap	D	Time	Sector 1	Sector 2	Sector 3	T. Spd	Elapsed
1		18:50:20.781	P 18:48:05.201	51.426	1:24.154		18:50:20.781	1		18:50:54.458	P 18:48:36.840	47.611	1:30.007		18:50:54.458
2		6:56.915	5:13.082	48.282	55.551		18:57:17.696	2		5:44.776	4:17.613	41.510	45.653		18:56:39.234
3		2:22.201	46.954	44.217	51.030	192.5	18:59:39.897	3		2:02.962	38.808	38.899	45.255	220.4	18:58:42.196
4		2:36.375	P 43.402	43.705	1:09.268	195.2	19:02:16.272	4		2:04.772	39.407	39.704	45.661	213.8	19:00:46.968
5		11:52.194	P 9:51.873	50.257	1:10.064		19:14:08.466	5		2:44.902	P 42.169	53.250	1:09.483	218.1	19:03:31.870
6		4:58.613	3:18.970	46.828	52.815		19:19:07.079	6		10:16.456	8:47.564	41.349	47.543		19:13:48.326
7		2:25.604	45.875	46.762	52.967	185.5	19:21:32.683	7		2:03.993	39.391	39.305	45.297	213.4	19:15:52.319
8			47.756	51.006		169.0		8		2:03.277	38.838	39.193	45.246	222.6	19:17:55.596
2							9								
RUI MANUEL LOPES							CÂNDIDO GUILHERME								
ANJOS COSTA							MONTEIRO								
H75							DATSUN 1200								
RUI MANUEL LOPES ANJOS							CÂNDIDO GUILHERME								
H75							NUNO ANTONIO DA								
RUI MANUEL LOPES ANJOS							CÂNDIDO GUILHERME								
Lap	D	Time	Sector 1	Sector 2	Sector 3	T. Spd	Elapsed	Lap	D	Time	Sector 1	Sector 2	Sector 3	T. Spd	Elapsed
1		18:48:26.976	18:46:59.411	41.046	46.519		18:48:26.976	1		18:48:50.708	18:47:07.165	49.196	54.347		18:48:50.708
2		2:36.739	P 39.029	40.810	1:16.900	216.8	18:51:03.715	2		3:23.825	P 49.015	1:01.543	1:33.267	154.0	18:52:14.533
3		5:25.674	4:00.607	39.543	45.524		18:56:29.389	3		4:45.755	3:01.618	48.211	55.926		18:57:00.288
4		2:02.852	38.412	38.855	45.585	219.5	18:58:32.241	4		2:28.293	48.274	46.813	53.206	157.4	18:59:28.581
5		2:03.104	38.940	38.712	45.452	219.9	19:00:35.345	5		2:40.125	P 49.123	48.360	1:02.642	157.2	19:02:08.706
6		2:34.436	P 42.829	51.822	59.785	222.2	19:03:09.781	6		11:56.891	P 10:02.601	47.429	1:06.861		19:14:05.597
7		10:17.368	8:52.155	39.168	46.045		19:13:27.149	7		3:22.315	1:43.072	46.386	52.857		19:17:27.912
8			39.519	41.824		216.8		8		2:26.085	47.876	46.013	52.196	155.6	19:19:53.997
3							9								
JOAO PEDRO MACEDO							PORSCHÉ 911 RSR								
SILVA							JOAO PEDRO MACEDO SILVA								
H75							JOAO PEDRO MACEDO SILVA								
Lap	D	Time	Sector 1	Sector 2	Sector 3	T. Spd	Elapsed	Lap	D	Time	Sector 1	Sector 2	Sector 3	T. Spd	Elapsed
1		18:48:54.627	18:47:23.009	45.106	46.512		18:48:54.627	10			46.890	46.250		160.4	
2		3:08.016	P 47.170	1:02.127	1:18.719	225.4	18:52:02.643	10			46.890	46.250		160.4	
3		4:34.911	3:03.503	45.244	46.164		18:56:37.554	10			46.890	46.250		160.4	
4		1:58.108	37.348	37.032	43.728	226.8	18:58:35.662	10			46.890	46.250		160.4	
5		1:58.574	37.451	37.876	43.247	226.8	19:00:34.236	10			46.890	46.250		160.4	
6		2:40.802	P 45.048	51.924	1:03.830	226.4	19:03:15.038	10			46.890	46.250		160.4	
7		11:57.727	10:14.641	52.392	50.694		19:15:12.765	10			46.890	46.250		160.4	
8		1:57.566	37.239	37.155	43.172	226.4	19:17:10.331	10			46.890	46.250		160.4	
9			51.103	49.330		207.6		10			46.890	46.250		160.4	
5							10								
LUÍS ALEGRIA							BRUNO CRISTÓVÃO								
H75							FERNANDES DOS SANT								
LUÍS ALEGRIA							BRUNO CRISTÓVÃO								
Lap	D	Time	Sector 1	Sector 2	Sector 3	T. Spd	Elapsed	Lap	D	Time	Sector 1	Sector 2	Sector 3	T. Spd	Elapsed
1		18:49:12.138	18:47:30.533	48.163	53.442		18:49:12.138	1		18:48:59.285	18:47:24.527	45.095	49.663		18:48:59.285
2		3:07.335	P 58.108	52.324	1:16.903	102.4	18:52:19.473	2		3:07.995	P 45.377	1:00.318	1:22.300	221.3	18:52:07.280
3		4:37.725	3:02.481	43.713	51.531		18:56:57.198	3		4:36.034	2:59.755	46.313	49.966		18:56:43.314
4		2:15.882	43.296	43.546	49.040	187.5	18:59:13.080	4		2:10.927	41.024	41.609	48.294	224.0	18:58:54.241
5		2:27.448	P 42.903	42.576	1:01.969	188.1	19:01:40.528	5		2:10.380	40.403	41.658	48.319	222.6	19:01:04.621
6		11:45.871	10:12.281	44.306	49.284		19:13:26.399	6		2:58.727	P 50.704	54.227	1:13.796	124.7	19:04:03.348
7		2:15.171	43.043	43.205	48.923	182.7	19:15:41.570	7		9:24.798	7:54.402	41.805	48.591		19:13:28.146
8		2:12.118	42.855	41.693	47.570	187.5	19:17:53.688	8		2:09.932	41.240	40.796	47.896	203.7	19:15:38.078
9		2:20.899	P 42.615	41.612	56.672	187.5	19:20:14.587	9		2:11.394	41.064	41.592	48.738	223.1	19:17:49.472
12							LEGENDS								
MIGUEL MARIA							MIGUEL MARIA CONRADO								
CONRADO MIGUEL							MIGUEL MARIA CONRADO								
Lap	D	Time	Sector 1	Sector 2	Sector 3	T. Spd	Elapsed	Lap	D	Time	Sector 1	Sector 2	Sector 3	T. Spd	Elapsed
1		18:50:23.034	P 18:47:53.679	57.855	1:31.500		18:50:23.034	1		18:50:23.034	P 18:47:53.679	57.855	1:31.500		18:50:23.034
2		7:16.799	5:25.132	53.192	58.475		18:57:39.833	2		7:16.799	5:25.132	53.192	58.475		18:57:39.833
3		2:46.054	P 48.625	48.951	1:08.478	169.8	19:00:25.887	3		2:46.054	P 48.625	48.951	1:08.478	169.8	19:00:25.887
4		14:18.333	12:23.054	55.088	1:00.191		19:14:44.220	4		14:18.333	12:23.054	55.088	1:00.191		19:14:44.220
5		3:03.065	P 48.366	59.752	1:14.947	170.3	19:17:47.285	5		3:03.065	P 48.366	59.752	1:14.947	170.3	19:17:47.285





Autodromo Int. do Algarve

CPV 1300 + CPVC

Qualifying

Lap Analysis



14 JOÃO CARLOS DA FONTE NOVO FORD ESCORT RS 1600

GRUPO 5

JOÃO CARLOS DA FONTE NOVO

Lap D	Time	Sector 1	Sector 2	Sector 3	T. Spd	Elapsed
1	18:48:28.204	18:47:01.105	40.597	46.502		18:48:28.204
2	2:37.785 P	39.717	40.462	1:17.606	206.8	18:51:05.989
3	5:24.486	3:58.980	39.701	45.805		18:56:30.475
4	2:05.683	39.930	39.558	46.195	203.0	18:58:36.158
5	2:06.441	40.320	39.719	46.402	205.3	19:00:42.599
6	2:36.727 P	44.166	48.235	1:04.326	202.2	19:03:19.326
7	10:12.219	8:44.176	41.948	46.095		19:13:31.545
8	2:06.326	39.841	40.365	46.120	208.8	19:15:37.871
9	2:07.045	40.967	40.067	46.011	206.1	19:17:44.916
10	2:20.171 P	40.244	42.308	57.619	206.1	19:20:05.087
11		3:59.078	44.710			

16 PEDRO BARBOSA DATSUN 1200

H75

PEDRO BARBOSA

Lap D	Time	Sector 1	Sector 2	Sector 3	T. Spd	Elapsed
1	18:49:18.139	18:47:34.612	49.782	53.745		18:49:18.139
2	3:06.544 P	56.108	51.231	1:19.205	109.7	18:52:24.683
3	4:53.577	3:16.320	45.561	51.696		18:57:18.260
4	2:20.998	45.398	44.000	51.600	181.2	18:59:39.258
5	2:38.821 P	45.528	43.905	1:09.388	176.4	19:02:18.079
6	11:48.801	10:07.532	49.898	51.371		19:14:06.880
7	2:21.828	45.280	45.100	51.448	175.3	19:16:28.708
8	2:18.637	44.319	43.982	50.336	176.4	19:18:47.345
9		45.506	46.363		162.1	

17 DUARTE NUNO FERREIRA DOS SANTOS PEUGEOT 106 XSI

LEGENDS

DUARTE NUNO FERREIRA DOS

Lap D	Time	Sector 1	Sector 2	Sector 3	T. Spd	Elapsed
1	18:50:16.975 P	18:48:04.027	49.629	1:23.319		18:50:16.975
2	6:31.172	4:52.306	47.482	51.384		18:56:48.147
3	2:41.856 P	45.598	52.447	1:03.811	182.1	18:59:30.003
4	4:28.071 P	2:19.272	56.314	1:12.485		19:03:58.074
5	9:40.758	8:01.744	47.073	51.941		19:13:38.832
6	2:29.568	46.047	49.666	53.855	180.0	19:16:08.400
7	2:46.883 P	47.618	56.664	1:02.601	166.4	19:18:55.283

19 CLAUDIO ESTAFANIO FERNANDES VIEIRA PORSCHE 911 RS

H75

CLAUDIO ESTAFANIO

Lap D	Time	Sector 1	Sector 2	Sector 3	T. Spd	Elapsed
1	18:49:52.143 P	18:47:55.855	47.165	1:09.123		18:49:52.143
2	6:30.718	5:00.000	42.540	48.178		18:56:22.861
3	2:15.002	42.152	43.142	49.708	209.3	18:58:37.863
4	2:11.119	41.625	41.528	47.966	219.9	19:00:48.982
5	3:07.213 P	46.495	1:04.499	1:16.219	222.6	19:03:56.195
6	10:10.850	8:37.358	44.390	49.102		19:14:07.045
7	2:14.976	43.653	43.087	48.236	188.4	19:16:22.021
8	2:15.013	41.830	42.831	50.352	219.0	19:18:37.034
9	2:09.303	40.789	41.272	47.242	219.5	19:20:46.337
10	2:09.796	41.028	41.569	47.199	219.5	19:22:56.133
11		43.614	44.679		220.8	

20 RUI FILIPE DE CASTRO FERREIRA ALVES FORD ESCORT RS 1600

H75

RUI FILIPE DE CASTRO

Lap D	Time	Sector 1	Sector 2	Sector 3	T. Spd	Elapsed
1		18:47:17.937	50.728			

21 NUNO AUGUSTO FORD ESCORT MK I

GRUPO 5

PEDRO LISBOA

NUNO AUGUSTO

Lap D	Time	Sector 1	Sector 2	Sector 3	T. Spd	Elapsed
1	18:48:41.921	18:47:03.043	46.587	52.291		18:48:41.921
2	2:46.189 P	47.951	53.582	1:04.656	187.5	18:51:28.110
3	5:24.043	3:43.987	46.155	50.901		18:56:49.153
4	2:42.033	45.383	1:04.562	52.088	173.0	18:59:31.186
5	2:26.105	45.974	46.649	53.482	174.4	19:01:57.291
6	3:05.281 P	59.716	50.440	1:15.125	102.6	19:05:02.572
7	8:53.813	7:15.957	45.524	52.332		19:13:56.385
8	2:19.621	44.457	44.256	50.908	181.8	19:16:16.006
9	2:22.218	46.216	44.072	51.930	160.9	19:18:38.224
10	2:19.356	44.082	44.821	50.453	187.8	19:20:57.580
11	2:18.302	43.808	43.958	50.536	181.8	19:23:15.882
12	2:46.906 P	47.144	44.864	1:14.898	192.8	19:26:02.788

24 ANTONIO JOSÉ MOREIRA DA CUNHA SO FORD ESCORT RS 1600

H75

ANTONIO JOSÉ MOREIRA DA

ANTONIO JOSÉ MOREIRA DA

Lap D	Time	Sector 1	Sector 2	Sector 3	T. Spd	Elapsed
1	18:51:01.716 P	18:48:39.423	47.920	1:34.373		18:51:01.716
2	6:12.806	4:27.983	51.758	53.065		18:57:14.522
3	2:05.440	39.526	39.738	46.176	212.5	18:59:19.962
4	2:32.262	48.950	52.853	50.459	196.3	19:01:52.224
5	3:07.406 P	1:02.461	50.391	1:14.554	89.7	19:04:59.630
6	8:58.737	7:24.789	43.419	50.529		19:13:58.367
7	2:27.550	51.496	46.803	49.251	173.3	19:16:25.917
8	2:35.217	41.003	55.341	58.873	208.0	19:19:01.134
9	2:07.047	40.537	39.872	46.638	204.1	19:21:08.181
10		49.265	54.061		211.3	

25 JORGE MANUEL CEQUEIRA MARQUES TOYOTA STARLET 1.3 S

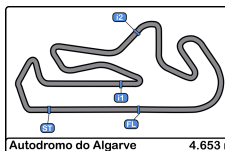
LEGENDS

JORGE MANUEL CEQUEIRA

JORGE MANUEL CEQUEIRA

Lap D	Time	Sector 1	Sector 2	Sector 3	T. Spd	Elapsed
1	18:50:15.095 P	18:48:03.082	49.988	1:22.025		18:50:15.095
2	6:32.756	4:53.661	47.554	51.541		18:56:47.851
3	2:24.542	46.045	47.662	50.835	169.0	18:59:12.393
4	2:22.513	45.890	45.763	50.860	167.1	19:01:34.906
5	3:14.523 P	1:02.738	55.062	1:16.723	95.1	19:04:49.429
6	9:01.384	7:23.255	46.485	51.644		19:13:50.813
7	2:21.588	45.595	45.743	50.250	167.9	19:16:12.401
8	2:20.514	45.318	45.246	49.950	168.7	19:18:32.915
9	2:22.125	46.141	45.408	50.576	166.4	19:20:55.040
10	2:36.832	52.041	49.980	54.811	139.3	19:23:31.872
11		1:09.385	1:00.618		93.9	





Autodromo Int. do Algarve

CPV 1300 + CPVC

Qualifying

Lap Analysis



28 NUNO ROCHA OLIVEIRA BREDA FORD ESCORT RS 2000

47 RICARDO MANUEL HENRIQUES FERRÃO OPEL CORSA A

GRUPO 1 NUNO ROCHA OLIVEIRA BREDA							LEGENDS								
Lap	D	Time	Sector 1	Sector 2	Sector 3	T. Spd	Elapsed	Lap	D	Time	Sector 1	Sector 2	Sector 3	T. Spd	Elapsed
1		18:50:31.711 P	18:48:24.306	50.736	1:16.669		18:50:31.711	1		18:49:04.425	18:47:19.379	52.881	52.165		18:49:04.425
2		6:21.165	4:35.542	56.542	49.081		18:56:52.876	2		3:06.431 P	49.275	52.985	1:24.171	154.7	18:52:10.856
3		2:15.428	42.529	43.490	49.409	195.6	18:59:08.304	3		4:39.900	3:00.123	47.836	51.941		18:56:50.756
4		2:14.655	42.420	43.062	49.173	193.2	19:01:22.959	4		2:22.097	45.181	46.094	50.822	178.2	18:59:12.853
5		2:45.253 P	45.194	48.331	1:11.728	164.1	19:04:08.212	5		2:22.411	45.013	45.504	51.894	178.5	19:01:35.264
6		9:29.247	7:56.874	43.216	49.157		19:13:37.459	6		3:16.814 P	1:03.549	55.428	1:17.837	91.6	19:04:52.078
7		2:13.810	42.553	42.675	48.582	191.8	19:15:51.269	7		9:02.669	7:22.383	46.551	53.735		19:13:54.747
8		2:14.390	42.388	43.137	48.865	193.5	19:18:05.659	8		2:22.322	45.546	45.864	50.912	171.1	19:16:17.069
9		2:14.857	42.791	43.199	48.867	186.8	19:20:20.516	9		2:24.011	46.066	45.603	52.342	177.0	19:18:41.080
10		2:14.768	42.633	43.148	48.987	191.1	19:22:35.284	10			52.646	58.942		173.9	
11			45.362	44.610		191.4									

34 ANTONIO GAGO MINI

50 VITOR COSTA LOTUS ELAN

LEGENDS MONTEIROS COMPETIÇÕES							H71 MONTEIROS COMPETIÇÕES								
Lap	D	Time	Sector 1	Sector 2	Sector 3	T. Spd	Elapsed	Lap	D	Time	Sector 1	Sector 2	Sector 3	T. Spd	Elapsed
1		18:49:44.112	18:47:40.195	56.201	1:07.716		18:49:44.112	1		18:49:13.639	18:47:27.877	48.879	56.883		18:49:13.639
2		3:38.044 P	1:16.786	59.019	1:22.239	75.1	18:53:22.156	2		3:09.548 P	58.401	52.496	1:18.651	87.0	18:52:23.187
3		4:04.096	2:10.838	53.346	59.912		18:57:26.252	3		4:58.885	3:14.164	48.400	56.321		18:57:22.072
4		2:41.722	52.052	51.269	58.401	142.1	19:00:07.974	4		2:30.382	47.669	47.573	55.140	162.1	18:59:52.454
5		2:54.276 P	51.965	52.208	1:10.103	140.6	19:03:02.250	5		2:43.169 P	47.491	48.953	1:06.725	173.0	19:02:35.623

35 RICARDO JORGE RODRIGUES PEREIRA FORD ESCORT RS 2000

GRUPO 1 RICARDO JORGE RODRIGUES							H71								
Lap	D	Time	Sector 1	Sector 2	Sector 3	T. Spd	Elapsed	Lap	D	Time	Sector 1	Sector 2	Sector 3	T. Spd	Elapsed
1		18:49:12.918	18:47:39.786	43.678	49.454		18:49:12.918	6		11:28.654	9:45.262	47.647	55.745		19:14:04.277
2		3:08.141 P	57.793	52.758	1:17.590	89.7	18:52:21.059	7		2:27.053	46.963	47.130	52.960	178.8	19:16:31.330
3		4:29.932	2:58.236	43.292	48.404		18:56:50.991	8		2:28.706	45.080	46.754	56.872	185.2	19:19:00.036
4		2:12.907	42.793	42.337	47.777	200.0	18:59:03.898	9		2:25.773	46.308	46.628	52.837	189.8	19:21:25.809
5		2:12.028	41.749	42.285	47.994	196.7	19:01:15.926	10		2:24.741	46.257	45.658	52.826	195.2	19:23:50.550
6		2:48.749 P	50.864	48.072	1:09.813	149.7	19:04:04.675	11			57.841	57.952		159.7	
7		9:25.190	7:54.258	42.398	48.534		19:13:29.865								
8		2:12.420	41.885	42.443	48.092	198.1	19:15:42.285								
9		2:14.500	42.363	42.162	49.975	200.3	19:17:56.785								
10		2:12.175	42.124	42.028	48.023	200.0	19:20:08.960								
11		2:11.346	41.600	41.661	48.085	197.0	19:22:20.306								
12			52.862	49.763		197.0									

41 ANTONIO ALEXANDRE MACEDO COSTA FIAT PUNTO 85 SPORT

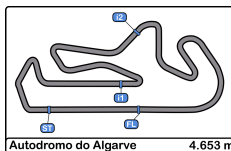
52 PEDRO TEIXEIRA FIAT PUNTO 85 SPORT

DESAFIO ANTONIO ALEXANDRE MACEDO							DESAFIO PEDRO TEIXEIRA								
Lap	D	Time	Sector 1	Sector 2	Sector 3	T. Spd	Elapsed	Lap	D	Time	Sector 1	Sector 2	Sector 3	T. Spd	Elapsed
1		18:51:23.166 P	18:48:50.520	1:05.514	1:27.132		18:51:23.166	1			18:47:12.125				
2		6:23.005	4:32.832	52.834	57.339		18:57:46.171								
3		2:42.705	53.476	51.912	57.317	148.1	19:00:28.876								
4		3:23.589 P	1:05.347	1:03.041	1:15.201	147.1	19:03:52.465								
5		10:09.989	8:11.526	55.828	1:02.635		19:14:02.454								
6		2:45.409	56.908	50.846	57.655	136.1	19:16:47.863								
7		2:40.014	52.492	50.843	56.679	146.9	19:19:27.877								
8		2:38.483	52.014	49.894	56.575	148.1	19:22:06.360								
9			53.242	55.405		148.3									

55 DOMINGOS MANUEL BOURBON DE SOUSA C BMW 2800 CS

H71 DOMINGOS MANUEL BOURBON							
Lap	D	Time	Sector 1	Sector 2	Sector 3	T. Spd	Elapsed
1		18:49:31.686	18:47:57.209	45.305	49.172		18:49:31.686
2		3:15.900 P	1:01.970	56.370	1:17.560	80.2	18:52:47.586
3		4:09.094	2:39.771	41.617	47.706		18:56:56.680
4		2:10.401	41.465	42.322	46.614	204.5	18:59:07.081
5		2:09.032	40.862	40.979	47.191	200.3	19:01:16.113
6		2:50.293 P	51.382	48.175	1:10.736	148.1	19:04:06.406
7		9:25.580	7:56.830	41.978	46.772		19:13:31.986
8		2:08.904	40.093	41.056	47.755	206.5	19:15:40.890
9		2:10.192	40.915	41.169	48.108	207.6	19:17:51.082
10		2:08.598	40.718	41.134	46.746	199.6	19:19:59.680
11		2:11.180	41.849	41.958	47.373	207.6	19:22:10.860
12			41.050	41.288		206.5	





Autodromo Int. do Algarve

CPV 1300 + CPVC

Qualifying

Lap Analysis



Autodromo do Algarve 4.653 m.

56 JOAO PAULO DA COSTA ARANTES TOYOTA STARLET 1.3 S

LEGENDS JOAO PAULO DA COSTA

Lap	D	Time	Sector 1	Sector 2	Sector 3	T. Spd	Elapsed
1		18:50:25.844 P	18:48:07.872	52.543	1:25.429		18:50:25.844
2		6:34.099	4:45.335	51.944	56.820		18:56:59.943
3		2:37.657	51.211	50.796	55.650	155.8	18:59:37.600
4		2:45.552 P	51.126	50.321	1:04.105	157.2	19:02:23.152
5		11:20.453	9:34.050	51.563	54.840		19:13:43.605
6		2:31.278	49.128	49.018	53.132	158.5	19:16:14.883
7		2:32.871	50.851	48.352	53.668	155.8	19:18:47.754
8		2:29.281	48.565	47.983	52.733	162.6	19:21:17.035
9		2:29.209	48.112	47.679	53.418	160.9	19:23:46.244
10			1:01.009	57.499		141.9	

60 VELOSO AMARAL HILLMAN IMP

H71/TAÇA VELOSO AMARAL

Lap	D	Time	Sector 1	Sector 2	Sector 3	T. Spd	Elapsed
1		18:49:28.227	18:47:21.694	1:00.737	1:05.796		18:49:28.227
2		3:12.497 P	1:02.767	56.128	1:13.602		18:52:40.724
3		4:58.920	3:03.591	55.777	59.552		18:57:39.644
4			57.026				

66 NELSON RESENDE DATSUN 1200

H75 NELSON RESENDE

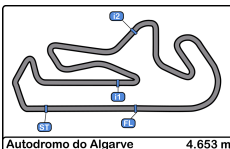
Lap	D	Time	Sector 1	Sector 2	Sector 3	T. Spd	Elapsed
1		18:50:27.889 P	18:48:11.156	50.204	1:26.529		18:50:27.889
2		6:52.774	5:14.191	45.680	52.903		18:57:20.663
3		2:22.562	46.323	44.399	51.840	171.7	18:59:43.225
4		2:36.655 P	45.322	43.746	1:07.587	168.7	19:02:19.880
5		14:49.974	13:12.500	45.308	52.166		19:17:09.854
6		2:24.682	47.190	44.557	52.935	166.4	19:19:34.536
7		2:26.112	47.272	44.611	54.229	158.8	19:22:00.648
8			46.628	45.112		158.1	

67 MARCO NUNO DE LACERDA MAZDA CAPELLA

GRUPO 5 SIMPLICITO DE BRITO MARCO NUNO DE LACERDA

Lap	D	Time	Sector 1	Sector 2	Sector 3	T. Spd	Elapsed
1		18:50:29.958 P	18:48:21.259	44.214	1:24.485		18:50:29.958
2		5:54.934	4:27.686	41.156	46.092		18:56:24.892
3		2:07.540	40.157	40.776	46.607	215.5	18:58:32.432
4		2:06.833	39.950	39.831	47.052	216.0	19:00:39.265
5		2:37.512 P	45.389	46.984	1:05.139	211.7	19:03:16.777
6		10:38.091	9:00.421	43.739	53.931		19:13:54.868
7		2:17.088	43.394	42.656	51.038	182.4	19:16:11.956
8		2:25.949	49.376	42.805	53.768	113.9	19:18:37.905
9		2:18.558	44.971	42.462	51.125	159.0	19:20:56.463
10			44.264	43.686		182.7	





Autodromo Int. do Algarve

CPV 1300 + CPVC

Qualifying

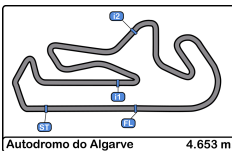
Best Sectors Results



Autodromo do Algarve 4.653 m.

Sector - 1			Sector - 2			Sector - 3			Ideal Lap vs Best Lap		
Clas	Nº Driver	Time	Nº Driver	Time	Nº Driver	Time	Clas	Nº Driver	Ideal Lap	Best Lap	Clas
1	3 JOAO PEDRO MACEDO SIL	37.239	3 JOAO PEDRO MACEDO SIL	37.032	3 JOAO PEDRO MACEDO SIL	43.172	1	3 JOAO PEDRO MACEDO SIL	1:57.443	1:57.566	1
2	2 RUI MANUEL LOPES ANJOS	38.412	2 RUI MANUEL LOPES ANJOS	38.712	6 JOAQUIM JORGE	45.246	2	2 RUI MANUEL LOPES ANJOS	2:02.576	2:02.852	2
3	6 JOAQUIM JORGE	38.808	6 JOAQUIM JORGE	38.899	2 RUI MANUEL LOPES ANJOS	45.452	3	6 JOAQUIM JORGE	2:02.953	2:02.962	3
4	24 ANTONIO JOSÉ MOREIRA DA	39.526	14 JOÃO CARLOS DA FONTE N	39.558	14 JOÃO CARLOS DA FONTE N	45.805	4	14 JOÃO CARLOS DA FONTE N	2:05.080	2:05.683	5
5	14 JOÃO CARLOS DA FONTE N	39.717	24 ANTONIO JOSÉ MOREIRA DA	39.738	67 NUNO DE LACERDA - DE BRITO	46.092	5	24 ANTONIO JOSÉ MOREIRA DA	2:05.440	2:05.440	4
6	67 NUNO DE LACERDA - DE BRITO	39.950	67 NUNO DE LACERDA - DE BRITO	39.831	24 ANTONIO JOSÉ MOREIRA DA	46.176	6	67 NUNO DE LACERDA - DE BRITO	2:05.873	2:17.088	12
7	55 DOMINGOS MANUEL BOURBON	40.093	10 BRUNO CRISTÓVÃO	40.796	55 DOMINGOS MANUEL BOURBON	46.614	7	55 DOMINGOS MANUEL BOURBON	2:07.686	2:08.598	6
8	10 BRUNO CRISTÓVÃO	40.403	55 DOMINGOS MANUEL BOURBON	40.979	10 BRUNO CRISTÓVÃO	47.091	8	10 BRUNO CRISTÓVÃO	2:08.290	2:08.852	7
9	19 CLAUDIO ESTAFANIO	40.789	19 CLAUDIO ESTAFANIO	41.272	19 CLAUDIO ESTAFANIO	47.199	9	19 CLAUDIO ESTAFANIO	2:09.260	2:09.303	8
10	35 RICARDO JORGE RODRIGUES	41.600	5 LUÍS ALEGRIA	41.612	5 LUÍS ALEGRIA	47.570	10	35 RICARDO JORGE RODRIGUES	2:11.038	2:11.346	9
11	28 NUNO ROCHA OLIVEIRA BR	42.388	35 RICARDO JORGE RODRIGUES	41.661	35 RICARDO JORGE RODRIGUES	47.777	11	5 LUÍS ALEGRIA	2:11.797	2:12.118	10
12	5 LUÍS ALEGRIA	42.615	28 NUNO ROCHA OLIVEIRA BR	42.675	28 NUNO ROCHA OLIVEIRA BR	48.582	12	28 NUNO ROCHA OLIVEIRA BR	2:13.645	2:13.810	11
13	1 SANTOS - POÇAS	43.402	1 SANTOS - POÇAS	43.705	25 JORGE MANUEL CEQUEIRA	49.950	13	1 SANTOS - POÇAS	2:18.137	2:22.201	17
14	21 AUGUSTO - LISBOA	43.808	66 NELSON RESENDE	43.746	16 PEDRO BARBOSA	50.336	14	21 AUGUSTO - LISBOA	2:18.219	2:18.302	13
15	16 PEDRO BARBOSA	44.319	16 PEDRO BARBOSA	43.905	21 AUGUSTO - LISBOA	50.453	15	16 PEDRO BARBOSA	2:18.560	2:18.637	14
16	47 RICARDO MANUEL HENRIQUES	45.013	21 AUGUSTO - LISBOA	43.958	47 RICARDO MANUEL HENRIQUES	50.822	16	25 JORGE MANUEL CEQUEIRA	2:20.514	2:20.514	15
17	50 VITOR COSTA	45.080	25 JORGE MANUEL CEQUEIRA	45.246	1 SANTOS - POÇAS	51.030	17	66 NELSON RESENDE	2:20.908	2:22.562	18
18	25 JORGE MANUEL CEQUEIRA	45.318	47 RICARDO MANUEL HENRIQUES	45.504	17 DUARTE NUNO FERREIRA DOS	51.384	18	47 RICARDO MANUEL HENRIQUES	2:21.339	2:22.097	16
19	66 NELSON RESENDE	45.322	50 VITOR COSTA	45.658	7 GUILHERME MONTEIRO -	51.476	19	50 VITOR COSTA	2:23.564	2:25.773	20
20	17 DUARTE NUNO FERREIRA DOS	45.598	7 GUILHERME MONTEIRO -	46.013	66 NELSON RESENDE	51.840	20	17 DUARTE NUNO FERREIRA DOS	2:24.055	2:29.568	22
21	7 GUILHERME MONTEIRO -	46.890	17 DUARTE NUNO FERREIRA DOS	47.073	56 JOAO PAULO DA COSTA AR	52.733	21	7 GUILHERME MONTEIRO -	2:24.379	2:24.469	19
22	56 JOAO PAULO DA COSTA AR	48.112	56 JOAO PAULO DA COSTA AR	47.679	50 VITOR COSTA	52.826	22	56 JOAO PAULO DA COSTA AR	2:28.524	2:29.281	21
23	12 MIGUEL MARIA CONRADO	48.366	12 MIGUEL MARIA CONRADO	48.951	41 ANTONIO ALEXANDRE MACEDO	56.575	23	12 MIGUEL MARIA CONRADO	2:35.792	2:46.054	25
24	34 ANTONIO GAGO	51.965	41 ANTONIO ALEXANDRE MACEDO	49.894	34 ANTONIO GAGO	58.401	24	41 ANTONIO ALEXANDRE MACEDO	2:38.483	2:38.483	23
25	41 ANTONIO ALEXANDRE MACEDO	52.014	20 RUI FILIPE DE CASTRO	50.728	12 MIGUEL MARIA CONRADO	58.475	25	34 ANTONIO GAGO	2:41.635	2:41.722	24
26	60 VELOSO AMARAL	57.026	34 ANTONIO GAGO	51.269	60 VELOSO AMARAL	59.552	26	60 VELOSO AMARAL	2:52.355	4:58.920	26
27	52 PEDRO TEIXEIRA	Transpond	60 VELOSO AMARAL	55.777	20 RUI FILIPE DE CASTRO	Transpond	27	20 RUI FILIPE DE CASTRO	Transpon	Transpon	28
28	20 RUI FILIPE DE CASTRO	Transpond	52 PEDRO TEIXEIRA	Transpond	52 PEDRO TEIXEIRA	Transpond	28	52 PEDRO TEIXEIRA	Transpon	Transpon	27





Autodromo Int. do Algarve

CPV 1300 + CPVC

Qualifying

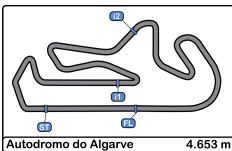
Best 5 Lap Times

Autodromo do Algarve 4.653 m.



Cl	Nº	Entrant/Team	Nat	Driver 1	Nat	Driver 2	Nat	Vehicle	Cat	Cl	Best 1		Best 2		Best 3		Best 4		Best 5	
											Time	Lap	Time	Lap	Time	Lap	Time	Lap	Time	Lap
1	3	JOAO PEDRO MACEDO S		JOAO PEDRO MACEDO SILVA				PORSCHE 911 RSR	H75	1	1:57.566	8	1:58.108	4	1:58.574	5	4:34.911	3	11:57.72	7
2	2	RUI MANUEL LOPES ANJOS		RUI MANUEL LOPES ANJOS				FORD ESCORT RS 1600	H75	2	2:02.852	4	2:03.104	5	5:25.674	3	10:17.36	7		
3	6	JOAQUIM JORGE		JOAQUIM JORGE				FORD ESCORT RS 1600	H75	3	2:02.962	3	2:03.277	8	2:03.993	7	2:04.772	4	5:44.776	2
4	24	ANTONIO JOSÉ MOREIRA DA CUNHA SOARES		ANTONIO JOSÉ MOREIRA DA				FORD ESCORT RS 1600	H75	4	2:05.440	3	2:07.047	9	2:27.550	7	2:35.217	8	6:12.806	2
5	14	JOÃO CARLOS DA FONT		JOÃO CARLOS DA FONTE				FORD ESCORT RS 1600	GRUPO	1	2:05.683	4	2:06.326	8	2:06.441	5	2:07.045	9	2:20.171	10
6	55	DOMINGOS MANUEL BOURBON DE SOUSA COUTINHO		DOMINGOS MANUEL				BMW 2800 CS	H71	1	2:08.598	10	2:08.904	8	2:10.192	9	2:10.401	4	2:11.180	11
7	10	BRUNO CRISTÓVÃO FERNANDES DOS SANTOS		BRUNO CRISTÓVÃO				PORSCHE 911 RS	H75	5	2:08.852	10	2:09.932	8	2:10.927	4	2:11.394	9	2:11.454	11
8	19	CLAUDIO ESTAFANIO FERNANDES		CLAUDIO ESTAFANIO				PORSCHE 911 RS	H75	6	2:09.303	9	2:09.796	10	2:11.119	4	2:14.976	7	2:15.002	3
9	35	RICARDO JORGE RODRIGUES		RICARDO JORGE RODRIGUES				FORD ESCORT RS 2000	GRUPO	1	2:11.346	11	2:12.175	10	2:12.420	8	2:12.907	4	2:14.500	9
10	5	LUÍS ALEGRIA		LUÍS ALEGRIA				DATSUN 1200	H75	7	2:12.118	8	2:15.171	7	2:15.882	4	2:20.899	9	4:37.725	3
11	28	NUNO ROCHA OLIVEIRA		NUNO ROCHA OLIVEIRA				FORD ESCORT RS 2000	GRUPO	2	2:13.810	7	2:14.390	8	2:14.768	10	2:14.857	9	2:15.428	3
12	67	MARCO NUNO DE LACERDA		MARCO NUNO DE LACER		SIMPLICITO DE BRITO		MAZDA CAPELLA	GRUPO	2	2:17.088	7	2:18.558	9	2:25.949	8	5:54.934	2	10:38.09	6
13	21	NUNO AUGUSTO		NUNO AUGUSTO		PEDRO LISBOA		FORD ESCORT MK I	GRUPO	3	2:18.302	11	2:19.356	10	2:19.621	8	2:22.218	9	8:53.813	7
14	16	PEDRO BARBOSA		PEDRO BARBOSA				DATSUN 1200	H75	8	2:18.637	8	2:20.998	4	2:21.828	7	4:53.577	3	11:48.80	6
15	25	JORGE MANUEL CEQUEIRA		JORGE MANUEL CEQUEIRA				TOYOTA STARLET 1.3 S	LEGEND	1	2:20.514	8	2:21.588	7	2:22.125	9	2:24.542	3	6:32.756	2
16	47	RICARDO MANUEL HENRIQUES		RICARDO MANUEL				OPEL CORSA A	LEGEND	2	2:22.097	4	2:22.322	8	2:24.011	9	4:39.900	3	9:02.669	7
17	1	EDUARDO LUCIO PINTO		EDUARDO SANTOS		PEDRO POÇAS		PORSCHE 924	H81	1	2:22.201	3	2:25.604	7	4:58.613	6	6:56.915	2	11:52.19	5
18	66	NELSON RESENDE		NELSON RESENDE				DATSUN 1200	H75	9	2:22.562	3	2:24.682	6	2:26.112	7	6:52.774	2	14:49.97	5
19	7	CÂNDIDO GUILHERME		CÂNDIDO GUILHERME		NUNO ANTONIO DA CRUZ		DATSUN 1200	H71	2	2:24.469	9	2:26.085	8	2:28.293	4	3:22.315	7	4:45.755	3
20	50	MONTEIROS COMPETIÇ		VITOR COSTA				LOTUS ELAN	H71	3	2:25.773	9	2:27.053	7	2:28.706	8	2:30.382	4	4:58.885	3
21	56	JOAO PAULO DA COSTA		JOAO PAULO DA COSTA				TOYOTA STARLET 1.3 S	LEGEND	3	2:29.281	8	2:31.278	6	2:32.871	7	2:37.657	3	6:34.099	2
22	17	DUARTE NUNO FERREIRA DOS SANTOS PINTO TRINDADE		DUARTE NUNO FERREIRA				PEUGEOT 106 XSI	LEGEND	4	2:29.568	6	2:41.856	3	2:46.883	7	6:31.172	2	9:40.758	5
23	41	ANTONIO ALEXANDRE		ANTONIO ALEXANDRE				FIAT PUNTO 85 SPORT	DESAFI	1	2:38.483	8	2:40.014	7	2:42.705	3	2:45.409	6	6:23.005	2
24	34	MONTEIROS COMPETIÇ		ANTONIO GAGO				MINI	LEGEND	5	2:41.722	4	4:04.096	3						
25	12	MIGUEL MARIA CONRADO		MIGUEL MARIA CONRADO				AUSTIN METRO	LEGEND	6	2:46.054	3	3:03.065	5	7:16.799	2	14:18.33	4		
26	60	VELOSO AMARAL		VELOSO AMARAL				HILLMAN IMP	H71/TAÇ	1	4:58.920	3								
27	20	RUI FILIPE DE CASTRO FERREIRA		RUI FILIPE DE CASTRO				FORD ESCORT RS 1600	H75	10										
28	52	PEDRO TEIXEIRA		PEDRO TEIXEIRA				FIAT PUNTO 85 SPORT	DESAFI	2										





Autodromo Int. do Algarve

CPV 1300 + CPVC

Qualifying

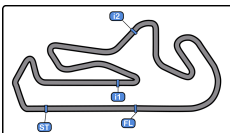
Best 5 Top Speeds

Autodromo do Algarve 4.653 m.



Cl	Nº	Entrant/Team	Nat	Driver 1	Nat	Driver 2	Nat	Vehicle	Cat	Cl	Top 1		Top 2		Top 3		Top 4		Top 5		Avg
											Km/h	Lap	Km/h	Lap	Km/h	Lap	Km/h	Lap	Km/h	Lap	
1	3	JOAO PEDRO MACEDO S		JOAO PEDRO MACEDO SILVA				PORSCHE 911 RSR	H75	1	226.8	4	226.8	5	226.4	6	226.4	8	225.4	2	226.4
2	10	BRUNO CRISTÓVÃO FERNANDES DOS SANTOS		BRUNO CRISTÓVÃO				PORSCHE 911 RS	H75	2	224.0	4	223.1	9	222.6	5	222.6	10	221.3	2	222.7
3	6	JOAQUIM JORGE		JOAQUIM JORGE				FORD ESCORT RS 1600	H75	3	222.6	8	220.4	3	219.9	9	218.1	5	213.8	4	219.0
4	19	CLAUDIO ESTAFANIO FERNANDES		CLAUDIO ESTAFANIO				PORSCHE 911 RS	H75	4	222.6	5	220.8	11	219.9	4	219.5	9	219.5	10	220.5
5	2	RUI MANUEL LOPES ANJOS		RUI MANUEL LOPES ANJOS				FORD ESCORT RS 1600	H75	5	222.2	6	219.9	5	219.5	4	216.8	2	216.8	8	219.0
6	67	MARCO NUNO DE LACERDA		MARCO NUNO DE LACER		SIMPLICITO DE BRITO		MAZDA CAPELLA	GRUPO	1	216.0	4	215.5	3	211.7	5	182.7	10	182.4	7	201.7
7	24	ANTONIO JOSÉ MOREIRA DA CUNHA SOARES		ANTONIO JOSÉ MOREIRA DA				FORD ESCORT RS 1600	H75	6	212.5	3	211.3	10	208.0	8	204.1	9	196.3	4	206.5
8	14	JOÃO CARLOS DA FONT		JOÃO CARLOS DA FONTE				FORD ESCORT RS 1600	GRUPO	2	208.8	8	206.8	2	206.1	9	206.1	10	205.3	5	206.6
9	55	DOMINGOS MANUEL BOURBON DE SOUSA COUTINHO		DOMINGOS MANUEL				BMW 2800 CS	H71	1	207.6	9	207.6	11	206.5	8	206.5	12	204.5	4	206.5
10	35	RICARDO JORGE RODRIGUES		RICARDO JORGE RODRIGUES				FORD ESCORT RS 2000	GRUPO	1	200.3	9	200.0	4	200.0	10	198.1	8	197.0	11	199.1
11	28	NUNO ROCHA OLIVEIRA		NUNO ROCHA OLIVEIRA				FORD ESCORT RS 2000	GRUPO	2	195.6	3	193.5	8	193.2	4	191.8	7	191.4	11	193.1
12	1	EDUARDO LUCIO PINTO		EDUARDO SANTOS		PEDRO POÇAS		PORSCHE 924	H81	1	195.2	4	192.5	3	185.5	7	169.0	8			185.5
13	50	MONTEIROS COMPETIÇ		VITOR COSTA				LOTUS ELAN	H71	2	195.2	10	189.8	9	185.2	8	178.8	7	173.0	5	184.4
14	21	NUNO AUGUSTO		NUNO AUGUSTO		PEDRO LISBOA		FORD ESCORT MK I	GRUPO	3	192.8	12	187.8	10	187.5	2	181.8	8	181.8	11	186.3
15	5	LUÍS ALEGRIA		LUÍS ALEGRIA				DATSUN 1200	H75	7	188.1	5	187.5	4	187.5	8	187.5	9	182.7	7	186.6
16	17	DUARTE NUNO FERREIRA DOS SANTOS PINTO TRINDADE		DUARTE NUNO FERREIRA				PEUGEOT 106 XSI	LEGEND	1	182.1	3	180.0	6	166.4	7					176.1
17	16	PEDRO BARBOSA		PEDRO BARBOSA				DATSUN 1200	H75	8	181.2	4	176.4	5	176.4	8	175.3	7	162.1	9	174.3
18	47	RICARDO MANUEL HENRIQUES		RICARDO MANUEL				OPEL CORSA A	LEGEND	2	178.5	5	178.2	4	177.0	9	173.9	10	171.1	8	175.7
19	66	NELSON RESENDE		NELSON RESENDE				DATSUN 1200	H75	9	171.7	3	168.7	4	166.4	6	158.8	7	158.1	8	164.7
20	12	MIGUEL MARIA CONRADO		MIGUEL MARIA CONRADO				AUSTIN METRO	LEGEND	3	170.3	5	169.8	3							170.0
21	25	JORGE MANUEL CEQUEIRA		JORGE MANUEL CEQUEIRA				TOYOTA STARLET 1.3 S	LEGEND	4	169.0	3	168.7	8	167.9	7	167.1	4	166.4	9	167.8
22	56	JOAO PAULO DA COSTA		JOAO PAULO DA COSTA				TOYOTA STARLET 1.3 S	LEGEND	5	162.6	8	160.9	9	158.5	6	157.2	4	155.8	3	159.0
23	7	CÂNDIDO GUILHERME		CÂNDIDO GUILHERME		NUNO ANTONIO DA CRUZ		DATSUN 1200	H71	3	160.4	10	157.4	4	157.2	5	156.7	9	155.6	8	157.4
24	41	ANTONIO ALEXANDRE		ANTONIO ALEXANDRE				FIAT PUNTO 85 SPORT	DESAFI	1	148.3	9	148.1	3	148.1	8	147.1	4	146.9	7	147.7
25	34	MONTEIROS COMPETIÇ		ANTONIO GAGO				MINI	LEGEND	6	142.1	4	140.6	5	75.1	2					119.2





Autodromo Int. do Algarve

CPV 1300 + CPVC

Qualifying

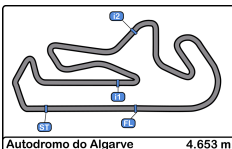
Fastest Laps Sequence

Autodromo do Algarve 4.653 m.



Lap	Time of Day	Session Time	Nº	Entrant/Team	Nat	Driver 1	Nat	Driver 2	Nat	Vehicle	Cat	Time	Km/h
2	18:56:22.861	10:22.861	19	CLAUDIO ESTAFANIO FERNANDES VIEIRA		CLAUDIO ESTAFANIO				PORSCHE 911 RS	H75	6:30.718	42.8
2	18:56:24.892	10:24.892	67	MARCO NUNO DE LACERDA CAMPOS		MARCO NUNO DE LACER		SIMPLICITO DE BRITO		MAZDA CAPELLA	GRUPO	5:54.934	47.1
3	18:56:29.389	10:29.389	2	RUI MANUEL LOPES ANJOS COSTA		RUI MANUEL LOPES ANJOS				FORD ESCORT RS 1600	H75	5:25.674	51.4
3	18:56:30.475	10:30.475	14	JOÃO CARLOS DA FONTE NOV		JOÃO CARLOS DA FONTE				FORD ESCORT RS 1600	GRUPO	5:24.486	51.6
3	18:56:37.554	10:37.554	3	JOAO PEDRO MACEDO SILVA		JOAO PEDRO MACEDO SILVA				PORSCHE 911 RSR	H75	4:34.911	60.9
3	18:56:50.991	10:50.991	35	RICARDO JORGE RODRIGUES PEREIRA		RICARDO JORGE RODRIGUES				FORD ESCORT RS 2000	GRUPO	4:29.932	62.0
3	18:56:56.680	10:56.680	55	DOMINGOS MANUEL BOURBON DE SOUSA COUTINHO		DOMINGOS MANUEL				BMW 2800 CS	H71	4:09.094	67.2
3	18:57:26.252	11:26.252	34	MONTEIROS COMPETIÇÕES		ANTONIO GAGO				MINI	LEGEND	4:04.096	68.6
4	18:58:32.241	12:32.241	2	RUI MANUEL LOPES ANJOS COSTA		RUI MANUEL LOPES ANJOS				FORD ESCORT RS 1600	H75	2:02.852	136.3
4	18:58:35.662	12:35.662	3	JOAO PEDRO MACEDO SILVA		JOAO PEDRO MACEDO SILVA				PORSCHE 911 RSR	H75	1:58.108	141.8
8	19:17:10.331	31:10.331	3	JOAO PEDRO MACEDO SILVA		JOAO PEDRO MACEDO SILVA				PORSCHE 911 RSR	H75	1:57.566	142.4





Autodromo Int. do Algarve

CPV 1300 + CPVC

Qualifying

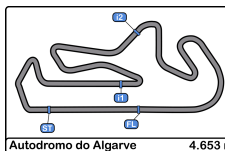
Event Best Maximum Speed

Autodromo do Algarve 4.653 m.



Nº	Entrant/Team	Nat	Driver 1	Nat	Driver 2	Nat	Vehicle	Cat	Km/h	Session
3	JOAO PEDRO MACEDO SILVA		JOAO PEDRO MACEDO SILVA				PORSCHE 911 RSR	H75	233.7	Free Practice
19	CLAUDIO ESTAFANIO FERNANDES VIEIRA		CLAUDIO ESTAFANIO				PORSCHE 911 RS	H75	230.2	Free Practice
6	JOAQUIM JORGE		JOAQUIM JORGE				FORD ESCORT RS 1600	H75	230.2	Free Practice
2	RUI MANUEL LOPES ANJOS COSTA		RUI MANUEL LOPES ANJOS				FORD ESCORT RS 1600	H75	228.3	Free Practice
20	RUI FILIPE DE CASTRO FERREIRA ALVES		RUI FILIPE DE CASTRO				FORD ESCORT RS 1600	H75	226.4	Free Practice
24	ANTONIO JOSÉ MOREIRA DA CUNHA SOARES		ANTONIO JOSÉ MOREIRA DA				FORD ESCORT RS 1600	H75	226.4	Free Practice
10	BRUNO CRISTÓVÃO FERNANDES DOS SANTOS		BRUNO CRISTÓVÃO FERNANDES				PORSCHE 911 RS	H75	224.0	Free Practice
67	MARCO NUNO DE LACERDA CAMPOS PINTO		MARCO NUNO DE LACERDA		SIMPLICITO DE BRITO CAMPOS		MAZDA CAPELLA	GRUPO	219.9	Free Practice
14	JOÃO CARLOS DA FONTE NOVO		JOÃO CARLOS DA FONTE NOVO				FORD ESCORT RS 1600	GRUPO	215.5	Free Practice
55	DOMINGOS MANUEL BOURBON DE SOUSA COUTINHO		DOMINGOS MANUEL BOURBON				BMW 2800 CS	H71	211.7	Free Practice
35	RICARDO JORGE RODRIGUES PEREIRA		RICARDO JORGE RODRIGUES				FORD ESCORT RS 2000	GRUPO	206.1	Free Practice
28	NUNO ROCHA OLIVEIRA BREDA		NUNO ROCHA OLIVEIRA BREDA				FORD ESCORT RS 2000	GRUPO	201.4	Free Practice
1	EDUARDO LUCIO PINTO SANTOS		EDUARDO SANTOS		PEDRO POÇAS		PORSCHE 924	H81	195.2	Qualifying
50	MONTEIROS COMPETIÇÕES		VITOR COSTA				LOTUS ELAN	H71	195.2	Qualifying
21	NUNO AUGUSTO		NUNO AUGUSTO		PEDRO LISBOA		FORD ESCORT MK I	GRUPO	192.8	Qualifying
5	LUÍS ALEGRIA		LUÍS ALEGRIA				DATSUN 1200	H75	191.8	Free Practice
16	PEDRO BARBOSA		PEDRO BARBOSA				DATSUN 1200	H75	186.2	Free Practice
17	DUARTE NUNO FERREIRA DOS SANTOS PINTO TRINDADE		DUARTE NUNO FERREIRA DOS				PEUGEOT 106 XSI	LEGEND	182.1	Qualifying
31	CARLOS FERNANDO DE CARVALHO BARBOSA DA CRUZ		CARLOS FERNANDO DE				DATSUN 1200	H75	180.6	Free Practice
47	RICARDO MANUEL HENRIQUES FERRÃO		RICARDO MANUEL HENRIQUES				OPEL CORSA A	LEGEND	179.4	Free Practice
25	JORGE MANUEL CEQUEIRA		JORGE MANUEL CEQUEIRA				TOYOTA STARLET 1.3 S	LEGEND	177.6	Free Practice
66	NELSON RESENDE		NELSON RESENDE				DATSUN 1200	H75	171.7	Qualifying
12	MIGUEL MARIA CONRADO MIGUEL		MIGUEL MARIA CONRADO				AUSTIN METRO	LEGEND	170.3	Qualifying
56	JOAO PAULO DA COSTA ARANTES		JOAO PAULO DA COSTA				TOYOTA STARLET 1.3 S	LEGEND	167.9	Free Practice
52	PEDRO TEIXEIRA		PEDRO TEIXEIRA				FIAT PUNTO 85 SPORT	DESAFI	167.4	Free Practice
7	CÂNDIDO GUILHERME MONTEIRO		CÂNDIDO GUILHERME		NUNO ANTONIO DA CRUZ		DATSUN 1200	H71	163.6	Free Practice
41	ANTONIO ALEXANDRE MACEDO		ANTONIO ALEXANDRE MACEDO				FIAT PUNTO 85 SPORT	DESAFI	154.0	Free Practice
34	MONTEIROS COMPETIÇÕES		ANTONIO GAGO				MINI	LEGEND	149.7	Free Practice





Autodromo Int. do Algarve

CPV 1300 + CPVC

Qualifying

Pit Stop Analysis



Autodromo do Algarve 4.653 m.

1 EDUARDO SANTOS PORSCHE 924

H81 PEDRO POÇAS EDUARDO LUCIO PINTO SANTOS

Nº	In Day Time	In Time	Out Time	Pit Time	T. Pit Time	Handicap	Diff.
1	18:50:11.544	18:50:11.544	18:54:48.360	4:36.816	4:36.816		
2	19:02:11.125	19:02:11.125	19:11:25.345	9:14.220	13:51.036		
3	19:14:01.437	19:14:01.437	19:16:46.242	2:44.805	16:35.841		

2 RUI MANUEL LOPES FORD ESCORT RS 1600

H75 RUI MANUEL LOPES ANJOS COSTA

Nº	In Day Time	In Time	Out Time	Pit Time	T. Pit Time	Handicap	Diff.
1	18:50:54.495	18:50:54.495	18:54:23.077	3:28.582	3:28.582		
2	19:03:04.776	19:03:04.776	19:11:21.356	8:16.580	11:45.162		

3 JOAO PEDRO MACEDO PORSCHE 911 RSR

H75 JOAO PEDRO MACEDO SILVA

Nº	In Day Time	In Time	Out Time	Pit Time	T. Pit Time	Handicap	Diff.
1	18:51:56.679	18:51:56.679	18:54:25.956	2:29.277	2:29.277		
2	19:03:08.685	19:03:08.685	19:12:39.906	9:31.221	12:00.498		

5 LUÍS ALEGRIA DATSUN 1200

H75 LUÍS ALEGRIA

Nº	In Day Time	In Time	Out Time	Pit Time	T. Pit Time	Handicap	Diff.
1	18:52:12.619	18:52:12.619	18:54:36.374	2:23.755	2:23.755		
2	19:01:33.379	19:01:33.379	19:11:07.703	9:34.324	11:58.079		
3	19:20:09.553	19:20:09.553	19:22:16.397	2:06.844	14:04.923		

6 JOAQUIM JORGE FORD ESCORT RS 1600

H75 JOAQUIM JORGE

Nº	In Day Time	In Time	Out Time	Pit Time	T. Pit Time	Handicap	Diff.
1	18:50:47.771	18:50:47.771	18:54:32.904	3:45.133	3:45.133		
2	19:03:25.907	19:03:25.907	19:11:40.301	8:14.394	11:59.527		

7 CÂNDIDO GUILHERME MONTEIRO DATSUN 1200

H71 NUNO ANTONIO DA CRU CÂNDIDO GUILHERME MONTEIRO

Nº	In Day Time	In Time	Out Time	Pit Time	T. Pit Time	Handicap	Diff.
1	18:52:07.699	18:52:07.699	18:54:31.280	2:23.581	2:23.581		
2	19:02:02.547	19:02:02.547	19:11:27.106	9:24.559	11:48.140		
3	19:13:59.492	19:13:59.492	19:15:05.441	1:05.949	12:54.089		

10 BRUNO CRISTÓVÃO FERNANDES DOS SANTO PORSCHE 911 RS

H75 BRUNO CRISTÓVÃO FERNANDES DO

Nº	In Day Time	In Time	Out Time	Pit Time	T. Pit Time	Handicap	Diff.
1	18:52:00.264	18:52:00.264	18:54:27.454	2:27.190	2:27.190		
2	19:03:56.606	19:03:56.606	19:11:16.437	7:19.831	9:47.021		

12 MIGUEL MARIA AUSTIN METRO

LEGENDS MIGUEL MARIA CONRADO MIGUEL

Nº	In Day Time	In Time	Out Time	Pit Time	T. Pit Time	Handicap	Diff.
1	18:50:14.342	18:50:14.342	18:54:53.026	4:38.684	4:38.684		
2	19:00:20.997	19:00:20.997	19:12:01.271	11:40.274	16:18.958		

14 JOÃO CARLOS DA FONTE NOVO FORD ESCORT RS 1600

GRUPO 5 JOÃO CARLOS DA FONTE NOVO

Nº	In Day Time	In Time	Out Time	Pit Time	T. Pit Time	Handicap	Diff.
1	18:50:56.942	18:50:56.942	18:54:24.427	3:27.485	3:27.485		
2	19:03:13.302	19:03:13.302	19:11:22.949	8:09.647	11:37.132		
3	19:19:59.638	19:19:59.638	19:23:23.709	3:24.071	15:01.203		

16 PEDRO BARBOSA DATSUN 1200

H75 PEDRO BARBOSA

Nº	In Day Time	In Time	Out Time	Pit Time	T. Pit Time	Handicap	Diff.
1	18:52:17.819	18:52:17.819	18:54:57.066	2:39.247	2:39.247		
2	19:02:12.853	19:02:12.853	19:11:41.909	9:29.056	12:08.303		

17 DUARTE NUNO FERREIRA DOS SANTOS PEUGEOT 106 XSI

LEGENDS DUARTE NUNO FERREIRA DOS SANT

Nº	In Day Time	In Time	Out Time	Pit Time	T. Pit Time	Handicap	Diff.
1	18:50:09.509	18:50:09.509	18:54:20.407	4:10.898	4:10.898		
2	18:59:23.669	18:59:23.669	19:00:55.156	1:31.487	5:42.385		
3	19:03:51.544	19:03:51.544	19:11:14.889	7:23.345	13:05.730		

19 CLAUDIO ESTAFANIO FERNANDES VIEIRA PORSCHE 911 RS

H75 CLAUDIO ESTAFANIO FERNANDES VI

Nº	In Day Time	In Time	Out Time	Pit Time	T. Pit Time	Handicap	Diff.
1	18:49:46.163	18:49:46.163	18:54:09.003	4:22.840	4:22.840		
2	19:03:50.255	19:03:50.255	19:11:53.559	8:03.304	12:26.144		

21 NUNO AUGUSTO FORD ESCORT MK I

GRUPO 5 PEDRO LISBOA NUNO AUGUSTO

Nº	In Day Time	In Time	Out Time	Pit Time	T. Pit Time	Handicap	Diff.
1	18:51:23.498	18:51:23.498	18:54:29.908	3:06.410	3:06.410		
2	19:04:54.811	19:04:54.811	19:11:36.619	6:41.808	9:48.218		

24 ANTONIO JOSÉ MOREIRA DA CUNHA SO FORD ESCORT RS 1600

H75 ANTONIO JOSÉ MOREIRA DA CUNHA

Nº	In Day Time	In Time	Out Time	Pit Time	T. Pit Time	Handicap	Diff.
1	18:50:52.752	18:50:52.752	18:54:40.543	3:47.791	3:47.791		
2	19:04:52.543	19:04:52.543	19:11:44.114	6:51.571	10:39.362		

25 JORGE MANUEL CEQUEIRA MARQUES TOYOTA STARLET 1.3 S

LEGENDS JORGE MANUEL CEQUEIRA MARQUE

Nº	In Day Time	In Time	Out Time	Pit Time	T. Pit Time	Handicap	Diff.
1	18:50:07.579	18:50:07.579	18:54:19.127	4:11.548	4:11.548		
2	19:04:43.177	19:04:43.177	19:11:28.702	6:45.525	10:57.073		

28 NUNO ROCHA OLIVEIRA BRED A FORD ESCORT RS 2000

GRUPO 1 N NUNO ROCHA OLIVEIRA BRED A

Nº	In Day Time	In Time	Out Time	Pit Time	T. Pit Time	Handicap	Diff.
1	18:50:23.451	18:50:23.451	18:54:17.583	3:54.132	3:54.132		
2	19:04:00.978	19:04:00.978	19:11:23.784	7:22.806	11:16.938		

34 ANTONIO GAGO MINI

LEGENDS MONTEIROS COMPETIÇÕES

Nº	In Day Time	In Time	Out Time	Pit Time	T. Pit Time	Handicap	Diff.
1	18:53:16.043	18:53:16.043	18:54:43.864	1:27.821	1:27.821		

35 RICARDO JORGE RODRIGUES PEREIRA FORD ESCORT RS 2000

GRUPO 1 N RICARDO JORGE RODRIGUES PEREIRA

Nº	In Day Time	In Time	Out Time	Pit Time	T. Pit Time	Handicap	Diff.
1	18:52:13.761	18:52:13.761	18:54:37.244	2:23.483	2:23.483		
2	19:03:57.826	19:03:57.826	19:11:18.034	7:20.208	9:43.691		

41 ANTONIO ALEXANDRE MACEDO COSTA FIAT PUNTO 85 SPORT

DESAFIO A ANTONIO ALEXANDRE MACEDO COS

Nº	In Day Time	In Time	Out Time	Pit Time	T. Pit Time	Handicap	Diff.
1	18:51:16.119	18:51:16.119	18:55:07.558	3:51.439	3:51.439		
2	19:03:47.973	19:03:47.973	19:11:13.685	7:25.712	11:17.151		





Autodromo Int. do Algarve

CPV 1300 + CPVC

Qualifying

Pit Stop Analysis



Autodromo do Algarve 4.653 m.

47 RICARDO MANUEL HENRIQUES FERRÃO OPEL CORSA A

LEGENDS RICARDO MANUEL HENRIQUES FER

Nº	In Day Time	In Time	Out Time	Pit Time	T. Pit Time	Handicap	Diff.
1	18:52:02.153	18:52:02.153	18:54:28.663	2:26.510	2:26.510		
2	19:04:45.759	19:04:45.759	19:11:30.422	6:44.663	9:11.173		

50 VITOR COSTA LOTUS ELAN

H71 MONTEIROS COMPETIÇÕES

Nº	In Day Time	In Time	Out Time	Pit Time	T. Pit Time	Handicap	Diff.
1	18:52:15.694	18:52:15.694	18:54:50.818	2:35.124	2:35.124		
2	19:02:30.815	19:02:30.815	19:11:38.227	9:07.412	11:42.536		

55 DOMINGOS MANUEL BOURBON DE SOUSA C BMW 2800 CS

H71 DOMINGOS MANUEL BOURBON DE S

Nº	In Day Time	In Time	Out Time	Pit Time	T. Pit Time	Handicap	Diff.
1	18:52:41.055	18:52:41.055	18:54:41.887	2:00.832	2:00.832		
2	19:03:59.775	19:03:59.775	19:11:22.201	7:22.426	9:23.258		

56 JOAO PAULO DA COSTA ARANTES TOYOTA STARLET 1.3 S

LEGENDS JOAO PAULO DA COSTA ARANTES

Nº	In Day Time	In Time	Out Time	Pit Time	T. Pit Time	Handicap	Diff.
1	18:50:17.880	18:50:17.880	18:54:21.282	4:03.402	4:03.402		
2	19:02:18.509	19:02:18.509	19:11:09.522	8:51.013	12:54.415		

60 VELOSO AMARAL HILLMAN IMP

H71/TAÇA 1 VELOSO AMARAL

Nº	In Day Time	In Time	Out Time	Pit Time	T. Pit Time	Handicap	Diff.
1	18:52:34.017	18:52:34.017	18:54:49.705	2:15.688	2:15.688		

66 NELSON RESENDE DATSUN 1200

H75 NELSON RESENDE

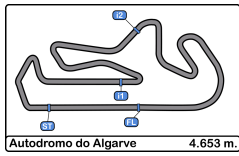
Nº	In Day Time	In Time	Out Time	Pit Time	T. Pit Time	Handicap	Diff.
1	18:50:19.785	18:50:19.785	18:54:58.652	4:38.867	4:38.867		
2	19:02:14.404	19:02:14.404	19:14:51.173	12:36.769	17:15.636		

67 MARCO NUNO DE LACERDA MAZDA CAPELLA

GRUPO 5 SIMPLICITO DE BRITO CA MARCO NUNO DE LACERDA CAMPOS

Nº	In Day Time	In Time	Out Time	Pit Time	T. Pit Time	Handicap	Diff.
1	18:50:21.221	18:50:21.221	18:54:16.074	3:54.853	3:54.853		
2	19:03:09.595	19:03:09.595	19:11:34.560	8:24.965	12:19.818		

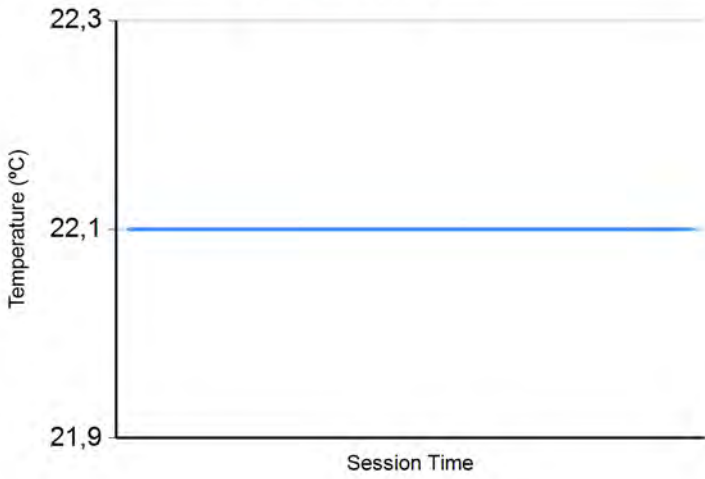




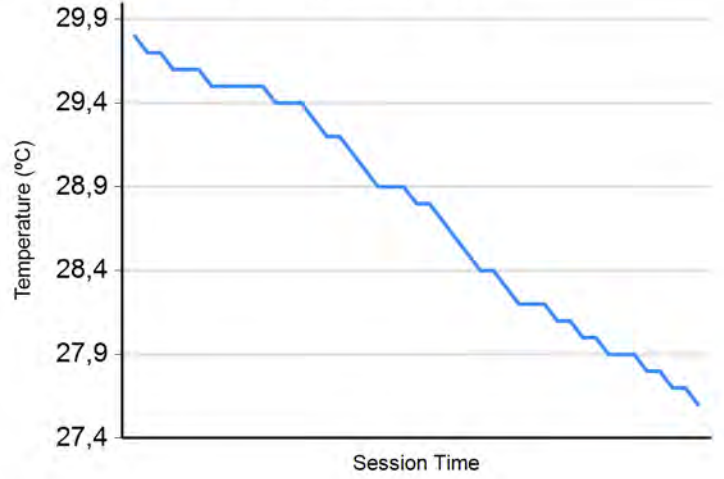
Autodromo Int. do Algarve
 CPV 1300 + CPVC
 Qualifying
 Weather Report



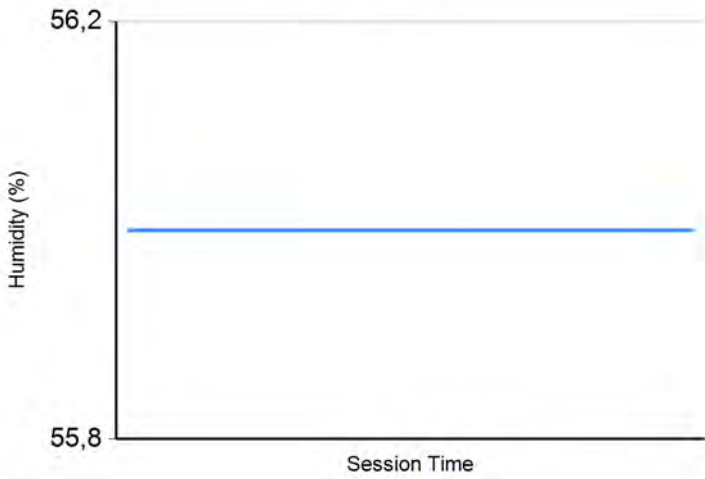
Air Temperature



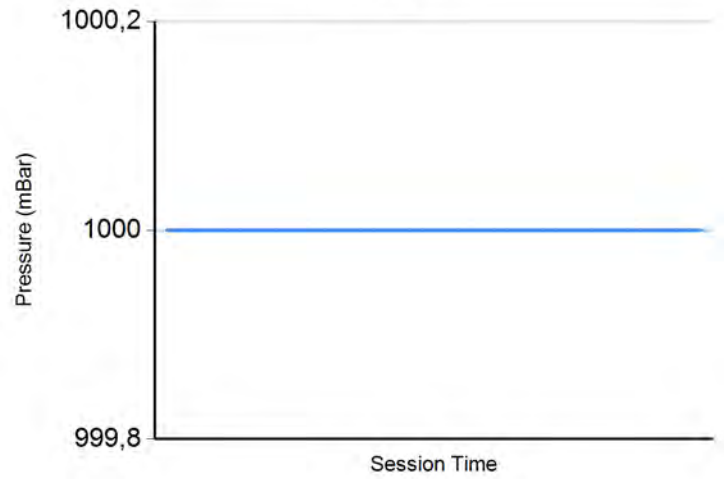
Track Temperature



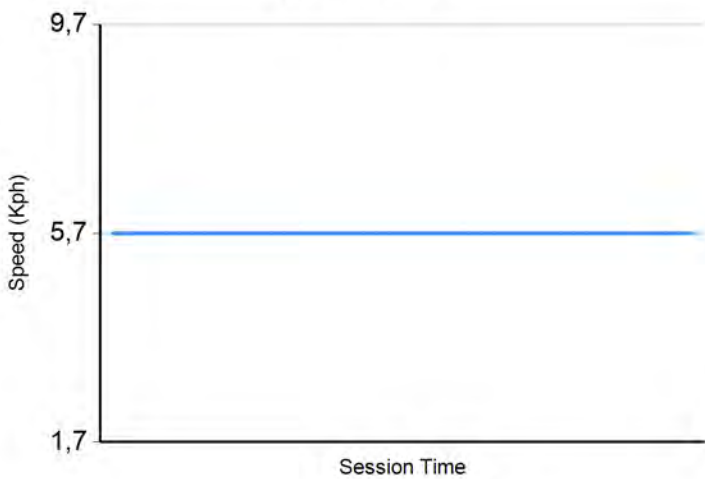
Humidity



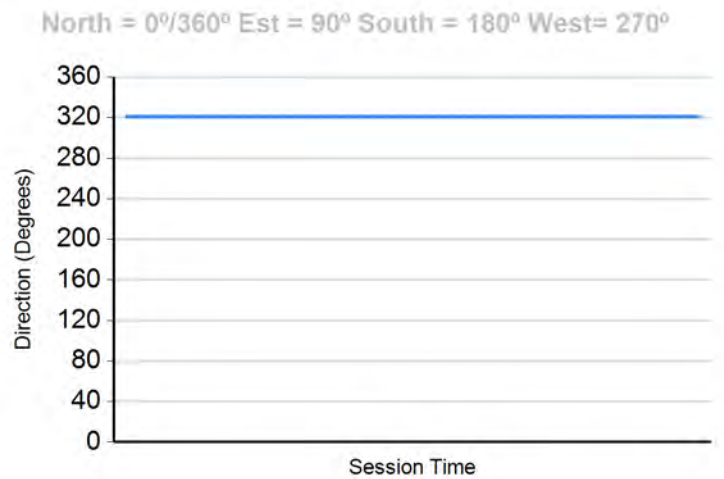
Pressure

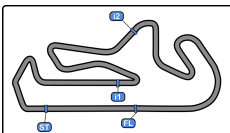


Wind Speed



Wind direction





Autodromo Int. do Algarve

CPV 1300 + CPVC

Qualifying

Final Results

Autodromo do Algarve 4.653 m.



Cls	Nº	Entrant/Team	Nat	Driver 1	Nat	Driver 2	Nat	Vehicle	Cat	Cls	Laps	Best	Time	Gap	Interval	Km/h
1	3	JOAO PEDRO MACEDO S		JOAO PEDRO MACEDO SILVA				PORSCHE 911 RSR	H75	1	8	8	1:57.566			142.4
2	2	RUI MANUEL LOPES ANJOS		RUI MANUEL LOPES ANJOS				FORD ESCORT RS 1600	H75	2	7	4	2:02.852	5.286	5.286	136.3
3	6	JOAQUIM JORGE		JOAQUIM JORGE				FORD ESCORT RS 1600	H75	3	8	3	2:02.962	5.396	0.110	136.2
4	24	ANTONIO JOSÉ MOREIRA DA CUNHA SOARES		ANTONIO JOSÉ MOREIRA DA				FORD ESCORT RS 1600	H75	4	9	3	2:05.440	7.874	2.478	133.5
5	14	JOÃO CARLOS DA FONT		JOÃO CARLOS DA FONTE				FORD ESCORT RS 1600	GRUPO	1	10	4	2:05.683	8.117	0.243	133.2
6	55	DOMINGOS MANUEL BOURBON DE SOUSA COUTINHO		DOMINGOS MANUEL				BMW 2800 CS	H71	1	11	10	2:08.598	11.032	2.915	130.2
7	10	BRUNO CRISTÓVÃO FERNANDES DOS SANTOS		BRUNO CRISTÓVÃO				PORSCHE 911 RS	H75	5	11	10	2:08.852	11.286	0.254	130.0
8	19	CLAUDIO ESTAFANIO FERNANDES		CLAUDIO ESTAFANIO				PORSCHE 911 RS	H75	6	10	9	2:09.303	11.737	0.451	129.5
9	35	RICARDO JORGE RODRIGUES		RICARDO JORGE RODRIGUES				FORD ESCORT RS 2000	GRUPO	1	11	11	2:11.346	13.780	2.043	127.5
10	5	LUÍS ALEGRIA		LUÍS ALEGRIA				DATSUN 1200	H75	7	9	8	2:12.118	14.552	0.772	126.7
11	28	NUNO ROCHA OLIVEIRA		NUNO ROCHA OLIVEIRA				FORD ESCORT RS 2000	GRUPO	2	10	7	2:13.810	16.244	1.692	125.1
12	67	MARCO NUNO DE LACERDA		MARCO NUNO DE LACER		SIMPLICITO DE BRITO		MAZDA CAPELLA	GRUPO	2	9	7	2:17.088	19.522	3.278	122.1
13	21	NUNO AUGUSTO		NUNO AUGUSTO		PEDRO LISBOA		FORD ESCORT MK I	GRUPO	3	12	11	2:18.302	20.736	1.214	121.1
14	16	PEDRO BARBOSA		PEDRO BARBOSA				DATSUN 1200	H75	8	8	8	2:18.637	21.071	0.335	120.8
15	25	JORGE MANUEL CEQUEIRA		JORGE MANUEL CEQUEIRA				TOYOTA STARLET 1.3 S	LEGEND	1	10	8	2:20.514	22.948	1.877	119.2
16	47	RICARDO MANUEL HENRIQUES		RICARDO MANUEL				OPEL CORSA A	LEGEND	2	9	4	2:22.097	24.531	1.583	117.8
17	1	EDUARDO LUCIO PINTO		EDUARDO SANTOS		PEDRO POÇAS		PORSCHE 924	H81	1	7	3	2:22.201	24.635	0.104	117.7
18	66	NELSON RESENDE		NELSON RESENDE				DATSUN 1200	H75	9	7	3	2:22.562	24.996	0.361	117.4
19	7	CÂNDIDO GUILHERME		CÂNDIDO GUILHERME		NUNO ANTONIO DA CRUZ		DATSUN 1200	H71	2	9	9	2:24.469	26.903	1.907	115.9
20	50	MONTEIROS COMPETIÇ		VITOR COSTA				LOTUS ELAN	H71	3	10	9	2:25.773	28.207	1.304	114.9
21	56	JOAO PAULO DA COSTA		JOAO PAULO DA COSTA				TOYOTA STARLET 1.3 S	LEGEND	3	9	8	2:29.281	31.715	3.508	112.2
22	17	DUARTE NUNO FERREIRA DOS SANTOS PINTO TRINDADE		DUARTE NUNO FERREIRA				PEUGEOT 106 XSI	LEGEND	4	7	6	2:29.568	32.002	0.287	111.9
23	41	ANTONIO ALEXANDRE		ANTONIO ALEXANDRE				FIAT PUNTO 85 SPORT	DESAFI	1	8	8	2:38.483	40.917	8.915	105.6
24	34	MONTEIROS COMPETIÇ		ANTONIO GAGO				MINI	LEGEND	5	5	4	2:41.722	44.156	3.239	103.5
25	12	MIGUEL MARIA CONRADO		MIGUEL MARIA CONRADO				AUSTIN METRO	LEGEND	6	6	3	2:46.054	48.488	4.332	100.8
26	60	VELOSO AMARAL		VELOSO AMARAL				HILLMAN IMP	H71/TAC	1	3	3	4:58.920	3:01.354	2:12.866	56.0

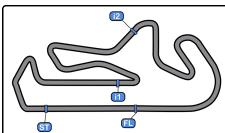
Published at:.....

Track Temp: 28.4 °C Air Temp: 22.1 °C Humidity: 56 % Track Status: DRY

Stewards:

Timekeeper:





Autodromo Int. do Algarve

CPV 1300 + CPVC

Race - 1

Provisional Results

Autodromo do Algarve 4.653 m.



Cls	Nº	Entrant/Team	Nat	Driver 1	Nat	Driver 2	Nat	Vehicle	Cat	Cl	Laps	Total Time	Gap	Interval	Km/h	Best	Time	Km/h
1	3	JOAO PEDRO MACEDO SIL		JOAO PEDRO MACEDO SILVA				PORSCHE 911 RSR	H75	1	10	21:05.549			132.3	2	1:58.997	140.7
2	6	JOAQUIM JORGE		JOAQUIM JORGE				FORD ESCORT RS 1600	H75	2	10	21:21.036	15.487	15.487	130.7	3	2:01.909	137.4
3	2	RUI MANUEL LOPES ANJOS		RUI MANUEL LOPES ANJOS				FORD ESCORT RS 1600	H75	3	10	21:21.653	16.104	0.617	130.6	7	2:01.475	137.8
4	24	ANTONIO JOSÉ MOREIRA DA CUNHA SOARES		ANTONIO JOSÉ MOREIRA DA				FORD ESCORT RS 1600	H75	4	10	21:36.813	31.264	15.160	129.1	7	2:03.042	136.1
5	20	RUI FILIPE DE CASTRO FERREIRA		RUI FILIPE DE CASTRO				FORD ESCORT RS 1600	H75	5	10	21:43.013	37.464	6.200	128.5	10	2:04.498	134.5
6	67	MARCO NUNO DE LACERDA CAMPOS		MARCO NUNO DE LACER		SIMPLICITO DE BRITO		MAZDA CAPELLA	GRUPO	1	10	21:44.690	39.141	1.677	128.3	10	2:04.778	134.2
7	10	BRUNO CRISTÓVÃO FERNANDES DOS SANTOS		BRUNO CRISTÓVÃO				PORSCHE 911 RS	H75	6	10	22:07.822	1:02.273	23.132	126.1	7	2:08.401	130.4
8	19	CLAUDIO ESTAFANIO FERNANDES		CLAUDIO ESTAFANIO				PORSCHE 911 RS	H75	7	10	22:46.130	1:40.581	38.308	122.6	8	2:08.956	129.8
9	35	RICARDO JORGE RODRIGUES		RICARDO JORGE				FORD ESCORT RS 2000	GRUPO	1	10	22:56.770	1:51.221	10.640	121.6	7	2:11.734	127.1
10	28	NUNO ROCHA OLIVEIRA B		NUNO ROCHA OLIVEIRA				FORD ESCORT RS 2000	GRUPO	2	10	23:13.350	2:07.801	16.580	120.2	2	2:14.859	124.2
11	1	EDUARDO LUCIO PINTO		EDUARDO SANTOS		PEDRO POÇAS		PORSCHE 924	H81	1	10	23:22.002	2:16.453	8.652	119.4	7	2:16.380	122.8
12	5	LUÍS ALEGRIA		LUÍS ALEGRIA				DATSUN 1200	H75	8	10	23:23.349	2:17.800	1.347	119.3	7	2:12.664	126.2
13	16	PEDRO BARBOSA		PEDRO BARBOSA				DATSUN 1200	H75	9	9	21:17.118	1 Lap	1 Lap	118.0	7	2:17.985	121.3
14	25	JORGE MANUEL CEQUEIRA		JORGE MANUEL CEQUEIRA				TOYOTA STARLET 1.3 S	LEGEND	1	9	21:29.363	1 Lap	12.245	116.9	6	2:20.774	118.9
15	14	JOÃO CARLOS DA FONTE		JOÃO CARLOS DA FONTE				FORD ESCORT RS 1600	GRUPO	2	9	21:53.205	1 Lap	23.842	114.8	2	2:03.089	136.0
16	50	MONTEIROS COMPETIÇOE		VITOR COSTA				LOTUS ELAN	H71	1	9	22:04.515	1 Lap	11.310	113.8	9	2:22.911	117.2
17	7	CÂNDIDO GUILHERME		CÂNDIDO GUILHERME		NUNO ANTONIO DA CRU		DATSUN 1200	H71	2	9	22:08.690	1 Lap	4.175	113.4	9	2:23.615	116.6
18	66	NELSON RESENDE		NELSON RESENDE				DATSUN 1200	H75	10	9	22:51.699	1 Lap	43.009	109.9	9	2:18.816	120.6
19	56	JOAO PAULO DA COSTA		JOAO PAULO DA COSTA				TOYOTA STARLET 1.3 S	LEGEND	2	9	22:51.745	1 Lap	0.046	109.9	6	2:29.191	112.2
20	52	PEDRO TEIXEIRA		PEDRO TEIXEIRA				FIAT PUNTO 85 SPORT	DESAFI	1	9	23:00.711	1 Lap	8.966	109.1	8	2:32.079	110.1
21	17	DUARTE NUNO FERREIRA DOS SANTOS PINTO TRINDADE		DUARTE NUNO FERREIRA				PEUGEOT 106 XSI	LEGEND	3	9	23:08.016	1 Lap	7.305	108.6	9	2:32.511	109.8
22	55	DOMINGOS MANUEL BOURBON DE SOUSA COUTINHO		DOMINGOS MANUEL				BMW 2800 CS	H71	3	8	20:31.958	2 Laps	1 Lap	108.7	2	2:14.461	124.5
23	34	MONTEIROS COMPETIÇÃO		ANTONIO GAGO				MINI	LEGEND	4	8	22:05.331	2 Laps	1:33.373	101.1	7	2:42.382	103.1
24	41	ANTONIO ALEXANDRE		ANTONIO ALEXANDRE				FIAT PUNTO 85 SPORT	DESAFI	2	8	22:42.443	2 Laps	37.112	98.3	8	2:37.684	106.2
25	60	VELOSO AMARAL		VELOSO AMARAL				HILLMAN IMP	H71/TAÇ	1	8	23:56.502	2 Laps	1:14.059	93.2	8	2:52.457	97.1

Not classified: (Requirements: 75% of number laps of leader = 8 Laps)

12	MIGUEL MARIA CONRADO	MIGUEL MARIA CONRADO						AUSTIN METRO	LEGEND	5								
31	CARLOS FERNANDO DE CARVALHO BARBOSA DA CRUZ	CARLOS FERNANDO DE						DATSUN 1200	H75	11								
21	NUNO AUGUSTO	NUNO AUGUSTO				PEDRO LISBOA		FORD ESCORT MK I	GRUPO	3	2	5:28.299	8 Laps	-2 Laps	102.0	2	2:32.444	109.8
47	RICARDO MANUEL HENRIQUES	RICARDO MANUEL						OPEL CORSA A	LEGEND	6	2	11:15.171	8 Laps	5:46.872	49.6	1	2:57.728	94.2

Fastest lap JOAO PEDRO MACEDO SILVA in 1:58.997 at 140.7 Km/h in lap 2

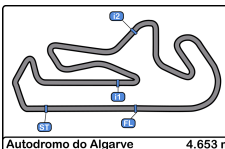
Published at:.....

Track Temp: 21.3 °C Air Temp: 26.0 °C Humidity: 55 % Track Status: DRY

Race Director:

Timekeeper:





Autodromo Int. do Algarve

CPV 1300 + CPVC

Race - 1

Provisional Results by Category



Autodromo do Algarve 4.653 m.

H75																		
Cls	Nº	Entrant/Team	Nat	Driver 1	Nat	Driver 2	Nat	Vehicle	Cat	Cl	Laps	Total Time	Gap	Interval	Km/h	Best	Time	Km/h
1	3	JOAO PEDRO MACEDO SIL	X	JOAO PEDRO MACEDO SILVA				PORSCHE 911 RSR	H75	1	10	21:05.549			132.3	2	1:58.997	140.7
2	6	JOAQUIM JORGE	X	JOAQUIM JORGE				FORD ESCORT RS 1600	H75	2	10	21:21.036	15.487	15.487	130.7	3	2:01.909	137.4
3	2	RUI MANUEL LOPES ANJOS	X	RUI MANUEL LOPES ANJOS				FORD ESCORT RS 1600	H75	3	10	21:21.653	16.104	0.617	130.6	7	2:01.475	137.8
4	24	ANTONIO JOSÉ MOREIRA DA CUNHA SOARES	X	ANTONIO JOSÉ MOREIRA DA				FORD ESCORT RS 1600	H75	4	10	21:36.813	31.264	15.160	129.1	7	2:03.042	136.1
5	20	RUI FILIPE DE CASTRO FERREIRA	X	RUI FILIPE DE CASTRO				FORD ESCORT RS 1600	H75	5	10	21:43.013	37.464	6.200	128.5	10	2:04.498	134.5
6	10	BRUNO CRISTÓVÃO FERNANDES DOS SANTOS	X	BRUNO CRISTÓVÃO				PORSCHE 911 RS	H75	6	10	22:07.822	1:02.273	24.809	126.1	7	2:08.401	130.4
7	19	CLAUDIO ESTAFANIO FERNANDES	X	CLAUDIO ESTAFANIO				PORSCHE 911 RS	H75	7	10	22:46.130	1:40.581	38.308	122.6	8	2:08.956	129.8
8	5	LUÍS ALEGRIA	X	LUÍS ALEGRIA				DATSUN 1200	H75	8	10	23:23.349	2:17.800	37.219	119.3	7	2:12.664	126.2
9	16	PEDRO BARBOSA	X	PEDRO BARBOSA				DATSUN 1200	H75	9	9	21:17.118	1 Lap	1 Lap	118.0	7	2:17.985	121.3
10	66	NELSON RESENDE	X	NELSON RESENDE				DATSUN 1200	H75	10	9	22:51.699	1 Lap	1:34.581	109.9	9	2:18.816	120.6
Not classified: (Requirements: 75% of number laps of leader = 8 Laps)																		
31		CARLOS FERNANDO DE CARVALHO BARBOSA DA CRUZ	X	CARLOS FERNANDO DE				DATSUN 1200	H75	11								

GRUPO 5																		
Cls	Nº	Entrant/Team	Nat	Driver 1	Nat	Driver 2	Nat	Vehicle	Cat	Cl	Laps	Total Time	Gap	Interval	Km/h	Best	Time	Km/h
1	67	MARCO NUNO DE LACERDA CAMPOS	X	MARCO NUNO DE LACER		SIMPLICITO DE BRITO		MAZDA CAPELLA	GRUPO	1	10	21:44.690			128.3	10	2:04.778	134.2
2	14	JOÃO CARLOS DA FONTE	X	JOÃO CARLOS DA FONTE				FORD ESCORT RS 1600	GRUPO	2	9	21:53.205	1 Lap	1 Lap	114.8	2	2:03.089	136.0
Not classified: (Requirements: 75% of number laps of leader = 8 Laps)																		
21		NUNO AUGUSTO	X	NUNO AUGUSTO		PEDRO LISBOA		FORD ESCORT MK I	GRUPO	3	2	5:28.299	8 Laps	7 Laps	102.0	2	2:32.444	109.8

GRUPO 1 NACIONAL																		
Cls	Nº	Entrant/Team	Nat	Driver 1	Nat	Driver 2	Nat	Vehicle	Cat	Cl	Laps	Total Time	Gap	Interval	Km/h	Best	Time	Km/h
1	35	RICARDO JORGE RODRIGUES	X	RICARDO JORGE				FORD ESCORT RS 2000	GRUPO	1	10	22:56.770			121.6	7	2:11.734	127.1
2	28	NUNO ROCHA OLIVEIRA B	X	NUNO ROCHA OLIVEIRA				FORD ESCORT RS 2000	GRUPO	2	10	23:13.350	16.580	16.580	120.2	2	2:14.859	124.2

H81																		
Cls	Nº	Entrant/Team	Nat	Driver 1	Nat	Driver 2	Nat	Vehicle	Cat	Cl	Laps	Total Time	Gap	Interval	Km/h	Best	Time	Km/h
1	1	EDUARDO LUCIO PINTO	X	EDUARDO SANTOS		PEDRO POÇAS		PORSCHE 924	H81	1	10	23:22.002			119.4	7	2:16.380	122.8

LEGENDS																		
Cls	Nº	Entrant/Team	Nat	Driver 1	Nat	Driver 2	Nat	Vehicle	Cat	Cl	Laps	Total Time	Gap	Interval	Km/h	Best	Time	Km/h
1	25	JORGE MANUEL CEQUEIRA	X	JORGE MANUEL CEQUEIRA				TOYOTA STARLET 1.3 S	LEGEND	1	9	21:29.363			116.9	6	2:20.774	118.9
2	56	JOAO PAULO DA COSTA	X	JOAO PAULO DA COSTA				TOYOTA STARLET 1.3 S	LEGEND	2	9	22:51.745	1:22.382	1:22.382	109.9	6	2:29.191	112.2
3	17	DUARTE NUNO FERREIRA DOS SANTOS PINTO TRINDADE	X	DUARTE NUNO FERREIRA				PEUGEOT 106 XSI	LEGEND	3	9	23:08.016	1:38.653	16.271	108.6	9	2:32.511	109.8

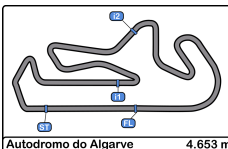
Published at:.....

Track Temp: 21.3 °C Air Temp: 26.0 °C Humidity: 55 % Track Status: DRY

Race Director:

Timekeeper:





Autodromo Int. do Algarve
CPV 1300 + CPVC
Race - 1
Provisional Results by Category



Autodromo do Algarve 4.653 m.

LEGENDS

Cls	Nº	Entrant/Team	Nat	Driver 1	Nat	Driver 2	Nat	Vehicle	Cat	Cl	Laps	Total Time	Gap	Interval	Km/h	Best	Time	Km/h	
4	34	MONTEIROS COMPETIÇÃO	<input checked="" type="checkbox"/>	ANTONIO GAGO	<input type="checkbox"/>			MINI	LEGEND	4	8	22:05.331	1 Lap	1 Lap	101.1	7	2:42.382	103.1	
Not classified: (Requirements: 75% of number laps of leader = 8 Laps)																			
12		MIGUEL MARIA CONRADO	<input checked="" type="checkbox"/>	MIGUEL MARIA CONRADO	<input type="checkbox"/>			AUSTIN METRO	LEGEND	5									
47		RICARDO MANUEL HENRIQUES	<input checked="" type="checkbox"/>	RICARDO MANUEL	<input type="checkbox"/>			OPEL CORSA A	LEGEND	6	2	11:15.171	7 Laps	-2 Laps	49.6	1	2:57.728	94.2	

H71

Cls	Nº	Entrant/Team	Nat	Driver 1	Nat	Driver 2	Nat	Vehicle	Cat	Cl	Laps	Total Time	Gap	Interval	Km/h	Best	Time	Km/h
1	50	MONTEIROS COMPETIÇÃO	<input checked="" type="checkbox"/>	VITOR COSTA	<input type="checkbox"/>			LOTUS ELAN	H71	1	9	22:04.515			113.8	9	2:22.911	117.2
2	7	CÂNDIDO GUILHERME	<input checked="" type="checkbox"/>	CÂNDIDO GUILHERME	<input type="checkbox"/>	NUNO ANTONIO DA CRU		DATSUN 1200	H71	2	9	22:08.690	4.175	4.175	113.4	9	2:23.615	116.6
3	55	DOMINGOS MANUEL BOURBON DE SOUSA COUTINHO	<input checked="" type="checkbox"/>	DOMINGOS MANUEL	<input type="checkbox"/>			BMW 2800 CS	H71	3	8	20:31.958	1 Lap	1 Lap	108.7	2	2:14.461	124.5

DESAFIO ANPAC

Cls	Nº	Entrant/Team	Nat	Driver 1	Nat	Driver 2	Nat	Vehicle	Cat	Cl	Laps	Total Time	Gap	Interval	Km/h	Best	Time	Km/h
1	52	PEDRO TEIXEIRA	<input checked="" type="checkbox"/>	PEDRO TEIXEIRA	<input type="checkbox"/>			FIAT PUNTO 85 SPORT	DESAFI	1	9	23:00.711			109.1	8	2:32.079	110.1
2	41	ANTONIO ALEXANDRE	<input checked="" type="checkbox"/>	ANTONIO ALEXANDRE	<input type="checkbox"/>			FIAT PUNTO 85 SPORT	DESAFI	2	8	22:42.443	1 Lap	1 Lap	98.3	8	2:37.684	106.2

H71/TAÇA 1000

Cls	Nº	Entrant/Team	Nat	Driver 1	Nat	Driver 2	Nat	Vehicle	Cat	Cl	Laps	Total Time	Gap	Interval	Km/h	Best	Time	Km/h
1	60	VELOSO AMARAL	<input checked="" type="checkbox"/>	VELOSO AMARAL	<input type="checkbox"/>			HILLMAN IMP	H71/TAÇ	1	8	23:56.502			93.2	8	2:52.457	97.1

Fastest lap JOAO PEDRO MACEDO SILVA in 1:58.997 at 140.7 Km/h in lap 2

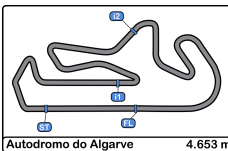
Published at:.....

Track Temp: 21.3 °C Air Temp: 26.0 °C Humidity: 55 % Track Status: DRY

Race Director:

Timekeeper:





Autodromo Int. do Algarve
CPV 1300 + CPVC
Race - 1
Provisional Results by Class



Autodromo do Algarve 4.653 m.

CPVC																		
Cls	Nº	Entrant/Team	Nat	Driver 1	Nat	Driver 2	Nat	Vehicle	Cat	Cl	Laps	Total Time	Gap	Interval	Km/h	Best	Time	Km/h
1	3	JOAO PEDRO MACEDO SIL	X	JOAO PEDRO MACEDO SILVA				PORSCHE 911 RSR	CPVC	1	10	21:05.549			132.3	2	1:58.997	140.7
2	6	JOAQUIM JORGE	X	JOAQUIM JORGE				FORD ESCORT RS 1600	CPVC	2	10	21:21.036	15.487	15.487	130.7	3	2:01.909	137.4
3	2	RUI MANUEL LOPES ANJOS	X	RUI MANUEL LOPES ANJOS				FORD ESCORT RS 1600	CPVC	3	10	21:21.653	16.104	0.617	130.6	7	2:01.475	137.8
4	24	ANTONIO JOSÉ MOREIRA DA CUNHA SOARES	X	ANTONIO JOSÉ MOREIRA DA				FORD ESCORT RS 1600	CPVC	4	10	21:36.813	31.264	15.160	129.1	7	2:03.042	136.1
5	20	RUI FILIPE DE CASTRO FERREIRA	X	RUI FILIPE DE CASTRO				FORD ESCORT RS 1600	CPVC	5	10	21:43.013	37.464	6.200	128.5	10	2:04.498	134.5
6	67	MARCO NUNO DE LACERDA CAMPOS	X	MARCO NUNO DE LACER		SIMPLICITO DE BRITO		MAZDA CAPELLA	CPVC	6	10	21:44.690	39.141	1.677	128.3	10	2:04.778	134.2
7	10	BRUNO CRISTÓVÃO FERNANDES DOS SANTOS	X	BRUNO CRISTÓVÃO				PORSCHE 911 RS	CPVC	7	10	22:07.822	1:02.273	23.132	126.1	7	2:08.401	130.4
8	19	CLAUDIO ESTAFANIO FERNANDES	X	CLAUDIO ESTAFANIO				PORSCHE 911 RS	CPVC	8	10	22:46.130	1:40.581	38.308	122.6	8	2:08.956	129.8
9	35	RICARDO JORGE RODRIGUES	X	RICARDO JORGE				FORD ESCORT RS 2000	CPVC	9	10	22:56.770	1:51.221	10.640	121.6	7	2:11.734	127.1
10	28	NUNO ROCHA OLIVEIRA B	X	NUNO ROCHA OLIVEIRA				FORD ESCORT RS 2000	CPVC	10	10	23:13.350	2:07.801	16.580	120.2	2	2:14.859	124.2
11	1	EDUARDO LUCIO PINTO	X	EDUARDO SANTOS		PEDRO POÇAS		PORSCHE 924	CPVC	11	10	23:22.002	2:16.453	8.652	119.4	7	2:16.380	122.8
12	14	JOÃO CARLOS DA FONTE	X	JOÃO CARLOS DA FONTE				FORD ESCORT RS 1600	CPVC	12	9	21:53.205	1 Lap	1 Lap	114.8	2	2:03.089	136.0
13	50	MONTEIROS COMPETIÇÃO	X	VITOR COSTA				LOTUS ELAN	CPVC	13	9	22:04.515	1 Lap	11.310	113.8	9	2:22.911	117.2
14	55	DOMINGOS MANUEL BOURBON DE SOUSA COUTINHO	X	DOMINGOS MANUEL				BMW 2800 CS	CPVC	14	8	20:31.958	2 Laps	1 Lap	108.7	2	2:14.461	124.5

Not classified: (Requirements: 75% of number laps of leader = 8 Laps)

21	NUNO AUGUSTO	X	NUNO AUGUSTO		PEDRO LISBOA		FORD ESCORT MK I	CPVC	15	2	5:28.299	8 Laps	6 Laps	102.0	2	2:32.444	109.8
----	--------------	---	--------------	--	--------------	--	------------------	------	----	---	----------	--------	--------	-------	---	----------	-------

CPV 1300																		
Cls	Nº	Entrant/Team	Nat	Driver 1	Nat	Driver 2	Nat	Vehicle	Cat	Cl	Laps	Total Time	Gap	Interval	Km/h	Best	Time	Km/h
1	5	LUÍS ALEGRIA	X	LUÍS ALEGRIA				DATSUN 1200	CPV 130	1	10	23:23.349			119.3	7	2:12.664	126.2
2	16	PEDRO BARBOSA	X	PEDRO BARBOSA				DATSUN 1200	CPV 130	2	9	21:17.118	1 Lap	1 Lap	118.0	7	2:17.985	121.3
3	25	JORGE MANUEL CEQUEIRA	X	JORGE MANUEL CEQUEIRA				TOYOTA STARLET 1.3 S	CPV 130	3	9	21:29.363	1 Lap	12.245	116.9	6	2:20.774	118.9
4	7	CÂNDIDO GUILHERME	X	CÂNDIDO GUILHERME		NUNO ANTONIO DA CRU		DATSUN 1200	CPV 130	4	9	22:08.690	1 Lap	39.327	113.4	9	2:23.615	116.6
5	66	NELSON RESENDE	X	NELSON RESENDE				DATSUN 1200	CPV 130	5	9	22:51.699	1 Lap	43.009	109.9	9	2:18.816	120.6
6	56	JOAO PAULO DA COSTA	X	JOAO PAULO DA COSTA				TOYOTA STARLET 1.3 S	CPV 130	6	9	22:51.745	1 Lap	0.046	109.9	6	2:29.191	112.2
7	52	PEDRO TEIXEIRA	X	PEDRO TEIXEIRA				FIAT PUNTO 85 SPORT	CPV 130	7	9	23:00.711	1 Lap	8.966	109.1	8	2:32.079	110.1
8	17	DUARTE NUNO FERREIRA DOS SANTOS PINTO TRINDADE	X	DUARTE NUNO FERREIRA				PEUGEOT 106 XSI	CPV 130	8	9	23:08.016	1 Lap	7.305	108.6	9	2:32.511	109.8
9	34	MONTEIROS COMPETIÇÃO	X	ANTONIO GAGO				MINI	CPV 130	9	8	22:05.331	2 Laps	1 Lap	101.1	7	2:42.382	103.1
10	41	ANTONIO ALEXANDRE	X	ANTONIO ALEXANDRE				FIAT PUNTO 85 SPORT	CPV 130	10	8	22:42.443	2 Laps	37.112	98.3	8	2:37.684	106.2
11	60	VELOSO AMARAL	X	VELOSO AMARAL				HILLMAN IMP	CPV 130	11	8	23:56.502	2 Laps	1:14.059	93.2	8	2:52.457	97.1

Not classified: (Requirements: 75% of number laps of leader = 8 Laps)

12	MIGUEL MARIA CONRADO	X	MIGUEL MARIA CONRADO				AUSTIN METRO	CPV 130	12									
31	CARLOS FERNANDO DE CARVALHO BARBOSA DA CRUZ	X	CARLOS FERNANDO DE				DATSUN 1200	CPV 130	13									

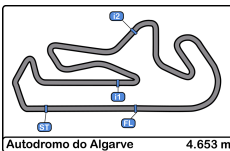
Published at:.....

Track Temp: 21.3 °C Air Temp: 26.0 °C Humidity: 55 % Track Status: DRY

Race Director:

Timekeeper:





Autodromo Int. do Algarve
 CPV 1300 + CPVC
 Race - 1
 Provisional Results by Class



CPV 1300																		
Cls	Nº	Entrant/Team	Nat	Driver 1	Nat	Driver 2	Nat	Vehicle	Cat	Cl	Laps	Total Time	Gap	Interval	Km/h	Best	Time	Km/h
	47	RICARDO MANUEL HENRIQUES		RICARDO MANUEL_				OPEL CORSA A	CPV 130	14	2	11:15.171	8 Laps	-2 Laps	49.6	1	2:57.728	94.2

Fastest lap JOAO PEDRO MACEDO SILVA in 1:58.997 at 140.7 Km/h in lap 2

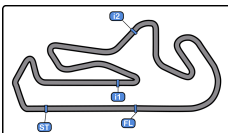
Published at:.....

Track Temp: 21.3 °C Air Temp: 26.0 °C Humidity: 55 % Track Status: DRY

Race Director:

Timekeeper:





Autodromo Int. do Algarve

CPV 1300 + CPVC

Race - 1

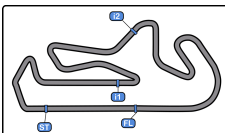
Provisional Classification by Driver Fastest Lap



Autodromo do Algarve 4.653 m.

Clas	Nº	Entrant/Team	Nat	Vehicle	Driver	Nat	Status	Cat	Clas	Laps	Best	Time	Gap	Interval	Km/h
1	3	JOAO PEDRO MACEDO SILVA	X	PORSCHE 911 RSR	JOAO PEDRO MACEDO SIL			H75	1	10	2	1:58.997			140.7
2	2	RUI MANUEL LOPES ANJOS C	X	FORD ESCORT RS 1600	RUI MANUEL LOPES ANJO			H75	2	10	7	2:01.475	2.478	2.478	137.8
3	6	JOAQUIM JORGE	X	FORD ESCORT RS 1600	JOAQUIM JORGE			H75	3	10	3	2:01.909	2.912	0.434	137.4
4	24	ANTONIO JOSÉ MOREIRA DA	X	FORD ESCORT RS 1600	ANTONIO JOSÉ MOREIRA			H75	4	10	7	2:03.042	4.045	1.133	136.1
5	14	JOÃO CARLOS DA FONTE NO	X	FORD ESCORT RS 1600	JOÃO CARLOS DA FONTE			GRUPO	1	9	2	2:03.089	4.092	0.047	136.0
6	20	RUI FILIPE DE CASTRO FERR	X	FORD ESCORT RS 1600	RUI FILIPE DE CASTRO FE			H75	5	10	10	2:04.498	5.501	1.409	134.5
7	67	MARCO NUNO DE LACERDA C	X	MAZDA CAPELLA	NUNO DE LACERDA - DE B			GRUPO	2	10	10	2:04.778	5.781	0.280	134.2
8	10	BRUNO CRISTÓVÃO FERNAN	X	PORSCHE 911 RS	BRUNO CRISTÓVÃO FERN			H75	6	10	7	2:08.401	9.404	3.623	130.4
9	19	CLAUDIO ESTAFANIO FERNA	X	PORSCHE 911 RS	CLAUDIO ESTAFANIO FER			H75	7	10	8	2:08.956	9.959	0.555	129.8
10	35	RICARDO JORGE RODRIGUES	X	FORD ESCORT RS 2000	RICARDO JORGE RODRIGU			GRUPO	1	10	7	2:11.734	12.737	2.778	127.1
11	5	LUÍS ALEGRIA	X	DATSUN 1200	LUÍS ALEGRIA			H75	8	10	7	2:12.664	13.667	0.930	126.2
12	55	DOMINGOS MANUEL BOURBO	X	BMW 2800 CS	DOMINGOS MANUEL BOUR			H71	1	8	2	2:14.461	15.464	1.797	124.5
13	28	NUNO ROCHA OLIVEIRA BRE	X	FORD ESCORT RS 2000	NUNO ROCHA OLIVEIRA B			GRUPO	2	10	2	2:14.859	15.862	0.398	124.2
14	1	EDUARDO LUCIO PINTO SANT	X	PORSCHE 924	SANTOS - POCAS			H81	1	10	7	2:16.380	17.383	1.521	122.8
15	16	PEDRO BARBOSA	X	DATSUN 1200	PEDRO BARBOSA			H75	9	9	7	2:17.985	18.988	1.605	121.3
16	66	NELSON RESENDE	X	DATSUN 1200	NELSON RESENDE			H75	10	9	9	2:18.816	19.819	0.831	120.6
17	25	JORGE MANUEL CEQUEIRA M	X	TOYOTA STARLET 1.3 S	JORGE MANUEL CEQUEIR			LEGEN	1	9	6	2:20.774	21.777	1.958	118.9
18	50	MONTEIROS COMPETICOES	X	LOTUS ELAN	VITOR COSTA			H71	2	9	9	2:22.911	23.914	2.137	117.2
19	7	CÂNDIDO GUILHERME MONTE	X	DATSUN 1200	GUILHERME MONTEIRO - A			H71	3	9	9	2:23.615	24.618	0.704	116.6
20	56	JOAO PAULO DA COSTA ARA	X	TOYOTA STARLET 1.3 S	JOAO PAULO DA COSTA A			LEGEN	2	9	6	2:29.191	30.194	5.576	112.2
21	52	PEDRO TEIXEIRA	X	FIAT PUNTO 85 SPORT	PEDRO TEIXEIRA			DESAFI	1	9	8	2:32.079	33.082	2.888	110.1
22	21	NUNO AUGUSTO	X	FORD ESCORT MK I	AUGUSTO - LISBOA			GRUPO	3	2	2	2:32.444	33.447	0.365	109.8
23	17	DUARTE NUNO FERREIRA DO	X	PEUGEOT 106 XSI	DUARTE NUNO FERREIRA			LEGEN	3	9	9	2:32.511	33.514	0.067	109.8
24	41	ANTONIO ALEXANDRE MACE	X	FIAT PUNTO 85 SPORT	ANTONIO ALEXANDRE MA			DESAFI	2	8	8	2:37.684	38.687	5.173	106.2
25	34	MONTEIROS COMPETIÇÕES	X	MINI	ANTONIO GAGO			LEGEN	4	8	7	2:42.382	43.385	4.698	103.1
26	60	VELOSO AMARAL	X	HILLMAN IMP	VELOSO AMARAL			H71/TA	1	8	8	2:52.457	53.460	10.075	97.1
27	47	RICARDO MANUEL HENRIQUE	X	OPEL CORSA A	RICARDO MANUEL HENRIQ			LEGEN	5	2	1	2:57.728	58.731	5.271	94.2





Autodromo Int. do Algarve

CPV 1300 + CPVC

Race - 1

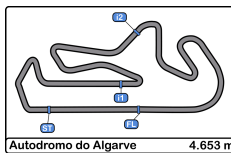
Distance and Speed Average

Autodromo do Algarve 4.653 m.



Cls	Nº	Entrant/Team	Nat	Driver 1	Nat	Driver 2	Nat	Vehicle	Cat	Cls	Laps	Distance	Total Time	Km/h
1	3	JOAO PEDRO MACEDO SILVA	X	JOAO PEDRO MACEDO SILVA				PORSCHE 911 RSR	H75	1	10	46.53	21:05.549	132.3
2	6	JOAQUIM JORGE	X	JOAQUIM JORGE				FORD ESCORT RS 1600	H75	2	10	46.53	21:21.036	130.7
3	2	RUI MANUEL LOPES ANJOS COSTA	X	RUI MANUEL LOPES ANJOS				FORD ESCORT RS 1600	H75	3	10	46.53	21:21.653	130.6
4	24	ANTONIO JOSÉ MOREIRA DA CUNHA SOARES	X	ANTONIO JOSÉ MOREIRA DA				FORD ESCORT RS 1600	H75	4	10	46.53	21:36.813	129.1
5	20	RUI FILIPE DE CASTRO FERREIRA ALVES	X	RUI FILIPE DE CASTRO				FORD ESCORT RS 1600	H75	5	10	46.53	21:43.013	128.5
6	67	MARCO NUNO DE LACERDA CAMPOS PINTO	X	MARCO NUNO DE LACERDA		SIMPLICITO DE BRITO CAMPOS		MAZDA CAPELLA	GRUPO	1	10	46.53	21:44.690	128.3
7	10	BRUNO CRISTÓVÃO FERNANDES DOS SANTOS	X	BRUNO CRISTÓVÃO FERNANDES				PORSCHE 911 RS	H75	6	10	46.53	22:07.822	126.1
8	19	CLAUDIO ESTAFANIO FERNANDES VIEIRA	X	CLAUDIO ESTAFANIO				PORSCHE 911 RS	H75	7	10	46.53	22:46.130	122.6
9	35	RICARDO JORGE RODRIGUES PEREIRA	X	RICARDO JORGE RODRIGUES				FORD ESCORT RS 2000	GRUPO	1	10	46.53	22:56.770	121.6
10	28	NUNO ROCHA OLIVEIRA BREDA	X	NUNO ROCHA OLIVEIRA BREDA				FORD ESCORT RS 2000	GRUPO	2	10	46.53	23:13.350	120.2
11	1	EDUARDO LUCIO PINTO SANTOS	X	EDUARDO SANTOS		PEDRO POÇAS		PORSCHE 924	H81	1	10	46.53	23:22.002	119.4
12	5	LUÍS ALEGRIA	X	LUÍS ALEGRIA				DATSUN 1200	H75	8	10	46.53	23:23.349	119.3
13	16	PEDRO BARBOSA	X	PEDRO BARBOSA				DATSUN 1200	H75	9	9	41.87	21:17.118	118.0
14	25	JORGE MANUEL CEQUEIRA	X	JORGE MANUEL CEQUEIRA				TOYOTA STARLET 1.3 S	LEGEND	1	9	41.87	21:29.363	116.9
15	14	JOÃO CARLOS DA FONTE NOV	X	JOÃO CARLOS DA FONTE NOVO				FORD ESCORT RS 1600	GRUPO	2	9	41.87	21:53.205	114.8
16	50	MONTEIROS COMPETIÇÕES	X	VITOR COSTA				LOTUS ELAN	H71	1	9	41.87	22:04.515	113.8
17	7	CÂNDIDO GUILHERME MONTEIRO	X	CÂNDIDO GUILHERME		NUNO ANTONIO DA CRUZ		DATSUN 1200	H71	2	9	41.87	22:08.690	113.4
18	66	NELSON RESENDE	X	NELSON RESENDE				DATSUN 1200	H75	10	9	41.87	22:51.699	109.9
19	56	JOAO PAULO DA COSTA ARANTES	X	JOAO PAULO DA COSTA				TOYOTA STARLET 1.3 S	LEGEND	2	9	41.87	22:51.745	109.9
20	52	PEDRO TEIXEIRA	X	PEDRO TEIXEIRA				FIAT PUNTO 85 SPORT	DESAFI	1	9	41.87	23:00.711	109.1
21	17	DUARTE NUNO FERREIRA DOS SANTOS PINTO TRINDADE	X	DUARTE NUNO FERREIRA DOS				PEUGEOT 106 XSI	LEGEND	3	9	41.87	23:08.016	108.6
22	55	DOMINGOS MANUEL BOURBON DE SOUSA COUTINHO	X	DOMINGOS MANUEL BOURBON				BMW 2800 CS	H71	3	8	37.22	20:31.958	108.7
23	34	MONTEIROS COMPETIÇÕES	X	ANTONIO GAGO				MINI	LEGEND	4	8	37.22	22:05.331	101.1
24	41	ANTONIO ALEXANDRE MACEDO	X	ANTONIO ALEXANDRE MACEDO				FIAT PUNTO 85 SPORT	DESAFI	2	8	37.22	22:42.443	98.3
25	60	VELOSO AMARAL	X	VELOSO AMARAL				HILLMAN IMP	H71/TA	1	8	37.22	23:56.502	93.2
Not classified: (Requirements: 75% of number laps of leader = 8 Laps)														
12		MIGUEL MARIA CONRADO MIGUEL	X	MIGUEL MARIA CONRADO				AUSTIN METRO	LEGEND	5				
31		CARLOS FERNANDO DE CARVALHO BARBOSA DA CRUZ	X	CARLOS FERNANDO DE				DATSUN 1200	H75	11				
21		NUNO AUGUSTO	X	NUNO AUGUSTO		PEDRO LISBOA		FORD ESCORT MK I	GRUPO	3	2	09.30	5:28.299	102.0
47		RICARDO MANUEL HENRIQUES FERRÃO	X	RICARDO MANUEL HENRIQUES				OPEL CORSA A	LEGEND	6	2	09.30	11:15.171	49.6





Autodromo Int. do Algarve

CPV 1300 + CPVC

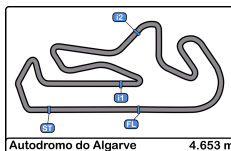
Race - 1

Lap Analysis



1 EDUARDO SANTOS PORSCHE 924							6 JOAQUIM JORGE FORD ESCORT RS 1600								
H81 PEDRO POÇAS EDUARDO LUCIO PINTO							H75 JOAQUIM JORGE								
Lap	D	Time	Sector 1	Sector 2	Sector 3	T. Spd	Elapsed	Lap	D	Time	Sector 1	Sector 2	Sector 3	T. Spd	Elapsed
1		2:29.677	54.371	44.758	50.548	162.8	2:29.677	1		2:09.293	45.336	38.751	45.206	175.0	2:09.293
2		2:18.684	43.598	44.406	50.680	194.2	4:48.361	2		2:02.495	39.121	38.427	44.947	220.8	4:11.788
3		2:17.535	43.579	43.821	50.135	190.8	7:05.896	3		2:01.909	39.013	38.270	44.626	215.5	6:13.697
4		2:16.842	43.792	43.279	49.771	189.8	9:22.738	4		2:02.877	39.041	38.564	45.272	215.5	8:16.574
5		2:35.884	51.299	53.137	51.448	184.3	11:58.622	5		2:50.915	47.068	57.683	1:06.164	136.7	11:07.489
6		2:17.268	44.099	43.066	50.103	183.9	14:15.890	6		2:02.500	39.684	38.262	44.554	210.9	13:09.989
7		2:16.380	43.360	42.986	50.034	192.8	16:32.270	7		2:02.400	38.559	38.730	45.111	221.3	15:12.389
8		2:16.697	43.195	43.321	50.181	191.4	18:48.967	8		2:03.834	38.842	38.836	46.156	216.0	17:16.223
9		2:16.558	43.493	43.451	49.614	190.8	21:05.525	9		2:02.518	39.156	38.465	44.897	217.7	19:18.741
10		2:16.477			3:06.091	192.8	23:22.002	10		2:02.295	38.930	38.388	44.977	217.7	21:21.036
2 RUI MANUEL LOPES ANJOS COSTA FORD ESCORT RS 1600							7 CÂNDIDO GUILHERME MONTEIRO DATSUN 1200								
H75 RUI MANUEL LOPES ANJOS							H71 NUNO ANTONIO DA CÂNDIDO GUILHERME								
Lap	D	Time	Sector 1	Sector 2	Sector 3	T. Spd	Elapsed	Lap	D	Time	Sector 1	Sector 2	Sector 3	T. Spd	Elapsed
1		2:09.166	44.802	38.559	45.805	170.0	2:09.166	1		2:35.973	55.948	46.975	53.050	150.0	2:35.973
2		2:03.944	39.264	39.036	45.644	220.4	4:13.110	2		2:27.182	47.552	46.636	52.994	163.1	5:03.155
3		2:01.961	38.298	38.388	45.275	219.9	6:15.071	3		2:27.844	48.284	46.346	53.214	156.7	7:30.999
4		2:02.874	38.501	38.951	45.419	218.6	8:17.942	4		2:30.453	49.381	46.969	54.103	157.2	10:01.452
5		2:49.795	46.044	57.862	1:05.889	143.2	11:07.737	5		2:27.471	48.982	45.796	52.693	152.3	12:28.923
6		2:03.745	39.693	38.852	45.200	208.0	13:11.482	6		2:25.696	46.954	46.068	52.674	162.6	14:54.619
7		2:01.475	38.018	38.492	44.965	223.6	15:12.957	7		2:25.984	47.138	45.692	53.154	159.0	17:20.603
8		2:03.497	38.447	39.288	45.762	222.6	17:16.454	8		2:24.472	46.830	45.497	52.145	163.3	19:45.075
9		2:02.776	39.194	38.691	44.891	220.8	19:19.230	9		2:23.615	46.318		3:15.760	163.6	22:08.690
10		2:02.423	38.742	38.611	45.070	220.8	21:21.653								
3 JOAO PEDRO MACEDO SILVA PORSCHE 911 RSR							10 BRUNO CRISTÓVÃO FERNANDES DOS SANTOS PORSCHE 911 RS								
H75 JOAO PEDRO MACEDO SILVA							H75 BRUNO CRISTÓVÃO								
Lap	D	Time	Sector 1	Sector 2	Sector 3	T. Spd	Elapsed	Lap	D	Time	Sector 1	Sector 2	Sector 3	T. Spd	Elapsed
1		2:04.581	43.456	37.573	43.552	176.4	2:04.581	1		2:17.473	47.848	41.274	48.351	173.9	2:17.473
2		1:58.997	37.427	37.803	43.767	226.4	4:03.578	2		2:09.329	39.710	41.452	48.167	224.5	4:26.802
3		2:00.490	37.858	38.167	44.465	225.4	6:04.068	3		2:09.144	40.439	41.192	47.513	224.0	6:35.946
4		2:04.534	37.693	37.652	49.189	222.6	8:08.602	4		2:09.926	40.694	41.448	47.784	223.1	8:45.872
5		2:58.709	47.122	1:04.856	1:06.731	174.7	11:07.311	5		2:25.314	46.453	42.767	56.094	151.6	11:11.186
6		1:59.671	38.564	37.620	43.487	218.1	13:06.982	6		2:11.418	42.280	41.650	47.488	201.4	13:22.604
7		1:59.129	37.449	37.401	44.279	228.8	15:06.111	7		2:08.401	40.086	41.267	47.048	224.5	15:31.005
8		2:00.267	38.090	38.303	43.874	225.4	17:06.378	8		2:13.489	42.486	41.950	49.053	223.6	17:44.494
9		1:59.553	37.494	37.635	44.424	225.9	19:05.931	9		2:11.324	40.806	42.531	47.987	221.3	19:55.818
10		1:59.618	37.738	37.717	44.163	223.6	21:05.549	10		2:12.004	41.755	42.084	48.165	223.1	22:07.822
5 LUÍS ALEGRIA DATSUN 1200							14 JOÃO CARLOS DA FONTE NOVO FORD ESCORT RS 1600								
H75 LUÍS ALEGRIA							GRUPO 5 JOÃO CARLOS DA FONTE NOVO								
Lap	D	Time	Sector 1	Sector 2	Sector 3	T. Spd	Elapsed	Lap	D	Time	Sector 1	Sector 2	Sector 3	T. Spd	Elapsed
1		2:22.414	51.288	42.180	48.946	156.0	2:22.414	1		2:10.505	46.266	39.182	45.057	174.1	2:10.505
2		2:16.436	43.686	43.316	49.434	187.8	4:38.850	2		2:03.089	39.016	38.732	45.341	211.3	4:13.594
3		2:13.863	42.635	42.380	48.848	183.3	6:52.713	3		2:04.068	39.073	38.728	46.267	208.4	6:17.662
4		2:25.295	43.966	48.412	52.917	187.8	9:18.008	4		2:12.613 P	40.123	39.661	52.829	199.2	8:30.275
5		2:40.060	55.233	53.194	51.633	121.2	11:58.068	5		3:23.092	1:44.569	51.111	47.412		11:53.367
6		2:14.424	43.574	42.234	48.616	183.6	14:12.492	6		2:16.483	41.732	39.786	54.965	179.1	14:09.850
7		2:12.664	41.988	42.882	47.794	186.8	16:25.156	7		3:01.992	1:31.080	43.466	47.446		17:11.842
8		2:15.657	43.115	43.929	48.613	187.1	18:40.813	8		2:16.621	43.429	42.603	50.589	177.6	19:28.463
9		2:16.518	43.789	44.141	48.588	182.1	20:57.331	9		2:24.742	47.068	45.984	51.690	149.7	21:53.205
10		2:26.018	42.736	41.836	1:01.446	187.5	23:23.349								



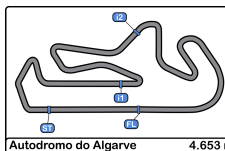


Autodromo Int. do Algarve
CPV 1300 + CPVC
Race - 1
Lap Analysis



16 PEDRO BARBOSA DATSUN 1200							21 NUNO AUGUSTO FORD ESCORT MK I								
H75 PEDRO BARBOSA							GRUPO 5 PEDRO LISBOA NUNO AUGUSTO								
Lap	D	Time	Sector 1	Sector 2	Sector 3	T. Spd	Elapsed	Lap	D	Time	Sector 1	Sector 2	Sector 3	T. Spd	Elapsed
1		2:27.130	52.432	44.516	50.182	158.5	2:27.130	1		2:55.855	1:15.783	47.186	52.886		2:55.855
2		2:19.644	44.600	44.238	50.806	176.1	4:46.774	2		2:32.444	45.245	45.665	1:01.534	183.0	5:28.299
3		2:20.530	44.579	45.472	50.479	172.8	7:07.304	3			4:27.500			101.8	
4		2:20.478	45.343	44.344	50.791	174.4	9:27.782	24 ANTONIO JOSÉ MOREIRA DA CUNHA SO FORD ESCORT RS 1600							
5		2:31.598	48.210	52.206	51.182	161.6	11:59.380	H75 ANTONIO JOSÉ MOREIRA DA							
6		2:18.008	44.395	43.567	50.046	180.9	14:17.388	Lap	D	Time	Sector 1	Sector 2	Sector 3	T. Spd	Elapsed
7		2:17.985	44.172	43.532	50.281	179.4	16:35.373	1		2:10.889	45.809	38.900	46.180	171.1	2:10.889
8		2:19.496	44.901	44.468	50.127	173.3	18:54.869	2		2:03.542	39.167	38.821	45.554	198.8	4:14.431
9		2:22.249	45.881	45.376	50.992	171.4	21:17.118	3		2:03.380	38.841	38.888	45.651	209.3	6:17.811
17 DUARTE NUNO FERREIRA DOS SANTOS PEUGEOT 106 XSI							DUARTE NUNO FERREIRA DOS								
Lap	D	Time	Sector 1	Sector 2	Sector 3	T. Spd	Elapsed	Lap	D	Time	Sector 1	Sector 2	Sector 3	T. Spd	Elapsed
1		2:34.853	56.217	45.924	52.712	160.2	2:34.853	4		2:03.477	38.933	38.846	45.398	214.2	8:20.988
2		2:35.447	47.748	52.257	55.442	169.0	5:10.300	5		2:48.430	47.753	54.680	1:05.997	160.0	11:09.418
3		2:34.608	48.748	50.338	55.522	155.1	7:44.908	6		2:04.148	40.514	38.365	45.269	204.9	13:13.566
4		2:33.546	48.660	49.798	55.088	150.8	10:18.454	7		2:03.042	38.661	39.051	45.330	219.9	15:16.608
5		2:35.128	48.540	51.778	54.810	154.5	12:53.582	8		2:04.065	39.434	38.928	45.703	208.0	17:20.673
6		2:33.733	48.423	49.708	55.602	159.5	15:27.315	9		2:06.800	41.210	39.304	46.286	212.1	19:27.473
7		2:35.449	51.831	49.834	53.784	160.0	18:02.764	10		2:09.340	41.167	41.452	46.721	185.5	21:36.813
8		2:32.741	47.996	49.484	55.261	163.3	20:35.505	25 JORGE MANUEL CEQUEIRA MARQUES TOYOTA STARLET 1.3 S							
9		2:32.511	47.619	50.978	53.914	165.3	23:08.016	LEGENDS JORGE MANUEL CEQUEIRA							
19 CLAUDIO ESTAFANIO FERNANDES VIEIRA PORSCHE 911 RS							CLAUDIO ESTAFANIO								
Lap	D	Time	Sector 1	Sector 2	Sector 3	T. Spd	Elapsed	Lap	D	Time	Sector 1	Sector 2	Sector 3	T. Spd	Elapsed
1		2:18.835	49.969	41.632	47.234	157.8	2:18.835	1		2:29.398	53.213	45.192	50.993	153.4	2:29.398
2		2:11.747	42.642	41.471	47.634	224.0	4:30.582	2		2:21.751	45.833	45.345	50.573	169.8	4:51.149
3		2:09.002	40.696	41.191	47.115	219.9	6:39.584	3		2:22.865	46.186	45.496	51.183	166.9	7:14.014
4		2:33.058	40.950	51.036	1:01.072	219.9	9:12.642	4		2:25.306	48.202	46.081	51.023	162.8	9:39.320
5		2:38.072	57.691	51.728	48.653	112.1	11:50.714	5		2:22.447	46.469	45.424	50.554	163.6	12:01.767
6		2:10.390	41.241	41.204	47.945	218.1	14:01.104	6		2:20.774	45.570	44.631	50.573	170.3	14:22.541
7		2:13.316	42.232	42.167	48.917	214.7	16:14.420	7		2:21.895	46.223	45.121	50.551	154.0	16:44.436
8		2:08.956	40.831	40.623	47.502	219.0	18:23.376	8		2:22.606	46.332	45.488	50.786	165.6	19:07.042
9		2:11.590	41.881	42.047	47.662	218.1	20:34.966	9		2:22.321	46.110	45.205	51.006	167.4	21:29.363
10		2:11.164	41.799	41.601	47.764	189.4	22:46.130	28 NUNO ROCHA OLIVEIRA BREA FORD ESCORT RS 2000							
20 RUI FILIPE DE CASTRO FERREIRA ALVES FORD ESCORT RS 1600							GRUPO 1 NUNO ROCHA OLIVEIRA BREA								
Lap	D	Time	Sector 1	Sector 2	Sector 3	T. Spd	Elapsed	Lap	D	Time	Sector 1	Sector 2	Sector 3	T. Spd	Elapsed
1		2:19.029	52.675	40.122	46.232	183.0	2:19.029	1		2:22.773	50.702	43.494	48.577	161.9	2:22.773
2		2:07.080	41.671	39.169	46.240	223.1	4:26.109	2		2:14.859	42.649	43.094	49.116	197.0	4:37.632
3		2:04.859	39.906	39.383	45.570	213.4	6:30.968	3		2:15.184	42.676	43.084	49.424	191.8	6:52.816
4		2:10.407	39.580	39.336	51.491	214.7	8:41.375	4		2:24.566	43.208	46.966	54.392	194.2	9:17.382
5		2:28.634	49.178	42.578	56.878	140.9	11:10.009	5		2:36.179	55.258	51.323	49.598	125.8	11:53.561
6		2:06.932	40.835	40.097	46.000	208.4	13:16.941	6		2:16.388	43.925	43.093	49.370	172.2	14:09.949
7		2:07.003	39.797	40.640	46.566	210.9	15:23.944	7		2:15.046	42.423	43.067	49.556	193.5	16:24.995
8		2:07.603	40.762	40.630	46.211	208.8	17:31.547	8		2:16.221	43.000	43.738	49.483	190.8	18:41.216
9		2:06.968	41.094	39.992	45.882	217.3	19:38.515	9		2:15.602	43.014	43.167	49.421	193.2	20:56.818
10		2:04.498	39.269	39.685	45.544	209.3	21:43.013	10		2:16.532	43.476	43.239	49.817	190.8	23:13.350





Autodromo Int. do Algarve
CPV 1300 + CPVC
Race - 1
Lap Analysis



34 ANTONIO GAGO MINI **52** PEDRO TEIXEIRA FIAT PUNTO 85 SPORT

LEGENDS							MONTEIROS COMPETIÇÕES						DESAFIO						PEDRO TEIXEIRA					
Lap	D	Time	Sector 1	Sector 2	Sector 3	T. Spd	Elapsed	Lap	D	Time	Sector 1	Sector 2	Sector 3	T. Spd	Elapsed	Lap	D	Time	Sector 1	Sector 2	Sector 3	T. Spd	Elapsed	
1		2:51.373	1:01.196	51.710	58.467	137.7	2:51.373	1		2:41.454	59.327	47.803	54.324	146.7	2:41.454	1		2:41.454	59.327	47.803	54.324	146.7	2:41.454	
2		2:45.947	52.560	53.349	1:00.038	140.0	5:37.320	2		2:32.276	49.007	47.946	55.323	156.9	5:13.730	2		2:32.276	49.007	47.946	55.323	156.9	5:13.730	
3		2:45.298	53.916	52.019	59.363	137.9	8:22.618	3		2:34.864	49.054	48.806	54.001	153.6	7:45.591	3		2:34.864	49.054	48.806	54.001	153.6	7:45.591	
4		2:49.784	52.499	51.938	1:05.347	140.2	11:12.402	4		2:33.364	50.022	48.964	54.378	147.5	10:18.955	4		2:33.364	50.022	48.964	54.378	147.5	10:18.955	
5		2:43.060	52.191	52.207	58.662	141.5	13:55.462	5		2:32.397	49.289	48.500	54.608	150.4	12:51.352	5		2:32.397	49.289	48.500	54.608	150.4	12:51.352	
6		2:42.926	52.077	51.902	58.947	140.2	16:38.388	6		2:32.404	49.697	48.085	54.622	156.0	15:23.756	6		2:32.404	49.697	48.085	54.622	156.0	15:23.756	
7		2:42.382	51.877	51.716	58.789	140.0	19:20.770	7		2:32.375	49.138	48.784	54.453	156.2	17:56.131	7		2:32.375	49.138	48.784	54.453	156.2	17:56.131	
8		2:44.561	52.075	53.562	58.924	142.2	22:05.331	8		2:32.079	49.766	47.951	54.362	153.4	20:28.210	8		2:32.079	49.766	47.951	54.362	153.4	20:28.210	
9								9		2:32.501	48.895	48.297	55.309	153.8	23:00.711	9		2:32.501	48.895	48.297	55.309	153.8	23:00.711	

35 RICARDO JORGE RODRIGUES PEREIRA FORD ESCORT RS 2000 **55** DOMINGOS MANUEL BOURBON DE SOUSA C BMW 2800 CS

GRUPO 1							RICARDO JORGE RODRIGUES						H71						DOMINGOS MANUEL BOURBON					
Lap	D	Time	Sector 1	Sector 2	Sector 3	T. Spd	Elapsed	Lap	D	Time	Sector 1	Sector 2	Sector 3	T. Spd	Elapsed	Lap	D	Time	Sector 1	Sector 2	Sector 3	T. Spd	Elapsed	
1		2:21.093	50.064	42.646	48.383	163.8	2:21.093	1		2:18.375	48.936	42.134	47.305	157.8	2:18.375	1		2:18.375	48.936	42.134	47.305	157.8	2:18.375	
2		2:12.246	41.784	42.085	48.377	199.6	4:33.339	2		2:14.461	42.081	43.748	48.632	208.4	4:32.836	2		2:14.461	42.081	43.748	48.632	208.4	4:32.836	
3		2:12.578	42.038	42.346	48.194	197.4	6:45.917	3		2:18.366	45.527	43.559	49.280	153.1	6:51.202	3		2:18.366	45.527	43.559	49.280	153.1	6:51.202	
4		2:27.477	43.102	43.615	1:00.760	195.6	9:13.394	4		2:26.937	44.743	46.609	54.585	187.1	9:17.139	4		2:26.937	44.743	46.609	54.585	187.1	9:17.139	
5		2:38.886	57.870	52.456	48.560	121.0	11:52.280	5		2:39.387	54.989	52.639	51.759	128.2	11:56.526	5		2:39.387	54.989	52.639	51.759	128.2	11:56.526	
6		2:12.431	41.662	42.556	48.213	198.1	14:04.711	6		2:27.572	47.600	47.208	52.764	169.0	14:24.098	6		2:27.572	47.600	47.208	52.764	169.0	14:24.098	
7		2:11.734	41.618	42.026	48.090	198.1	16:16.445	7		2:32.748 P	46.676	47.903	58.169	170.0	16:56.846	7		2:32.748 P	46.676	47.903	58.169	170.0	16:56.846	
8		2:13.230	42.033	42.200	48.997	195.6	18:29.675	8		3:35.112	2:00.910	44.181	50.021		20:31.958	8		3:35.112	2:00.910	44.181	50.021		20:31.958	
9		2:13.681	42.168	43.085	48.428	194.2	20:43.356	9			44.187	43.650		181.2		9			44.187	43.650		181.2		
10		2:13.414	42.021	42.661	48.732	197.4	22:56.770																	

41 ANTONIO ALEXANDRE MACEDO COSTA FIAT PUNTO 85 SPORT **56** JOAO PAULO DA COSTA ARANTES TOYOTA STARLET 1.3 S

DESAFIO							ANTONIO ALEXANDRE MACEDO						LEGENDS						JOAO PAULO DA COSTA					
Lap	D	Time	Sector 1	Sector 2	Sector 3	T. Spd	Elapsed	Lap	D	Time	Sector 1	Sector 2	Sector 3	T. Spd	Elapsed	Lap	D	Time	Sector 1	Sector 2	Sector 3	T. Spd	Elapsed	
1		3:04.351	1:14.733	51.665	57.953		3:04.351	1		2:41.721	58.499	49.607	53.615	151.4	2:41.721	1		2:41.721	58.499	49.607	53.615	151.4	2:41.721	
2		2:39.969	52.269	50.480	57.220	144.7	5:44.320	2		2:32.264	48.281	49.134	54.849	163.3	5:13.985	2		2:32.264	48.281	49.134	54.849	163.3	5:13.985	
3		3:00.428 P	52.327	51.569	1:16.532	146.5	8:44.748	3		2:29.934	47.847	48.706	53.378	161.1	7:43.916	3		2:29.934	47.847	48.706	53.378	161.1	7:43.916	
4		3:18.961	1:16.396	56.861	1:05.704		12:03.709	4		2:30.235	48.452	48.457	53.326	156.7	10:14.151	4		2:30.235	48.452	48.457	53.326	156.7	10:14.151	
5		2:39.548	52.231	50.625	56.692	147.9	14:43.257	5		2:29.882	48.534	48.265	53.083	157.8	12:44.033	5		2:29.882	48.534	48.265	53.083	157.8	12:44.033	
6		2:42.127	51.165	51.762	59.200	147.5	17:25.384	6		2:29.191	47.907	47.436	53.848	160.9	15:13.224	6		2:29.191	47.907	47.436	53.848	160.9	15:13.224	
7		2:39.375	52.616	50.608	56.151	148.7	20:04.759	7		2:31.627	49.974	48.392	53.261	163.1	17:44.851	7		2:31.627	49.974	48.392	53.261	163.1	17:44.851	
8		2:37.684	51.520	50.343	55.821	149.3	22:42.443	8		2:33.876	48.734	49.248	55.894	161.1	20:18.727	8		2:33.876	48.734	49.248	55.894	161.1	20:18.727	
9								9		2:33.018	49.225	48.188	55.605	158.3	22:51.745	9		2:33.018	49.225	48.188	55.605	158.3	22:51.745	

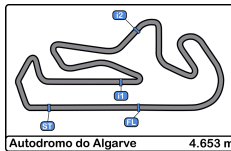
47 RICARDO MANUEL HENRIQUES FERRÃO OPEL CORSA A **60** VELOSO AMARAL HILLMAN IMP

LEGENDS							RICARDO MANUEL HENRIQUES						H71/TAÇA						VELOSO AMARAL					
Lap	D	Time	Sector 1	Sector 2	Sector 3	T. Spd	Elapsed	Lap	D	Time	Sector 1	Sector 2	Sector 3	T. Spd	Elapsed	Lap	D	Time	Sector 1	Sector 2	Sector 3	T. Spd	Elapsed	
1		2:57.728 P	56.989	50.691	1:10.048	156.7	2:57.728	1		3:04.829	1:05.423	55.973	1:03.433		3:04.829	1		3:04.829	1:05.423	55.973	1:03.433		3:04.829	
2		8:17.443 P	5:56.148	1:05.569	1:15.726		11:15.171	2		3:05.526	1:00.223	59.652	1:05.651		6:10.355	2		3:05.526	1:00.223	59.652	1:05.651		6:10.355	
3			3:12.447	52.848				3		3:04.679	1:02.346	58.227	1:01.106		9:12.034	3		3:04.679	1:02.346	58.227	1:01.106		9:12.034	
4								4		2:59.457		3:53.960	1:04.830		12:11.491	4		2:59.457		3:53.960	1:04.830		12:11.491	
5								5		2:59.968	58.143	1:00.150	1:01.675		15:11.459	5		2:59.968	58.143	1:00.150	1:01.675		15:11.459	
6								6		2:57.567	57.450	57.899	1:02.218		18:09.026	6		2:57.567	57.450	57.899	1:02.218		18:09.026	
7								7		2:55.019	58.352	56.052	1:00.615		21:04.045	7		2:55.019	58.352	56.052	1:00.615		21:04.045	
8								8		2:52.457	55.278	56.700	1:00.479		23:56.502	8		2:52.457	55.278	56.700	1:00.479		23:56.502	

50 VITOR COSTA LOTUS ELAN

H71							MONTEIROS COMPETIÇÕES								
Lap	D	Time	Sector 1	Sector 2	Sector 3	T. Spd	Elapsed	Lap	D	Time	Sector 1	Sector 2	Sector 3	T. Spd	Elapsed
1		2:39.017	56.901	47.696	54.420	148.7	2:39.017	1							
2		2:28.015	46.906	47.092	54.017	174.4	5:07.032	2							
3		2:26.830	46.321	46.836	53.673	180.3	7:33.862	3							
4		2:29.387	48.233	46.995	54.159	163.8	10:03.249	4							
5		2:26.168	48.124	46.088	51.956	147.5	12:29.417	5							
6		2:23.589	44.994	46.384	52.211	191.4	14:53.006	6							
7		2:24.441	45.390	46.665	52.386	191.4	17:17.447	7							
8		2:24.157	45.004	45.882	53.271	190.8	19:41.604	8							
9		2:22.911	44.908	45.764	52.239	196.0	22:04.515	9							





Autodromo Int. do Algarve

CPV 1300 + CPVC

Race - 1

Lap Analysis



66

NELSON RESENDE

DATSUN 1200

H75

NELSON RESENDE

Lap	D	Time	Sector 1	Sector 2	Sector 3	T. Spd	Elapsed
1		3:06.921	1:27.966	46.335	52.620		3:06.921
2		2:26.740	48.550	44.506	53.684	165.8	5:33.661
3		2:39.723 P	48.469	48.172	1:02.082	160.9	8:12.384
4		2:58.865	1:14.162	44.455	1:00.248		11:11.249
5		2:20.259	45.704	43.615	50.940	173.6	13:31.508
6		2:20.158	45.969	43.701	50.488	169.8	15:51.666
7		2:20.012	45.340	43.937	50.735	168.4	18:11.678
8		2:21.205	46.128	44.756	<u>50.321</u>	168.4	20:32.883
9		<u>2:18.816</u>	<u>44.561</u>	<u>43.551</u>	50.704	172.8	22:51.699

67

MARCO NUNO DE LACERDA

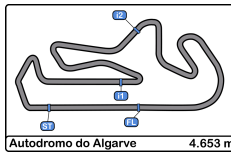
MAZDA CAPELLA

GRUPO 5

SIMPLICITO DE BRITO

MARCO NUNO DE LACERDA

Lap	D	Time	Sector 1	Sector 2	Sector 3	T. Spd	Elapsed
1		2:11.722	47.302	<u>38.917</u>	45.503	182.7	2:11.722
2		2:04.981	39.456	40.078	<u>45.447</u>	215.5	4:16.703
3		2:05.533	39.726	40.138	45.669	216.0	6:22.236
4		2:16.506	40.278	40.332	54.896	214.2	8:37.742
5		2:32.136	43.750	46.344	1:02.042	178.8	11:09.878
6		2:07.027	40.708	39.989	46.330	211.7	13:16.905
7		2:07.059	39.571	40.910	46.578	218.6	15:23.964
8		2:07.069	40.368	40.205	46.496	211.3	17:31.033
9		2:08.879	40.900	40.999	46.980	205.7	19:39.912
10		<u>2:04.778</u>	<u>39.403</u>	39.155	46.220	218.1	21:44.690



Autodromo Int. do Algarve

CPV 1300 + CPVC

Race - 1

Analysis by Lap



Num	Lap Time	Gap
Lap 1		
3	2:04.581	
2	2:09.166	04.585
6	2:09.293	04.712
14	2:10.505	05.924
24	2:10.889	06.308
67	2:11.722	07.141
10	2:17.473	12.892
55	2:18.375	13.794
19	2:18.835	14.254
20	2:19.029	14.448
35	2:21.093	16.512
5	2:22.414	17.833
28	2:22.773	18.192
16	2:27.130	22.549
25	2:29.398	24.817
1	2:29.677	25.096
17	2:34.853	30.272
7	2:35.973	31.392
50	2:39.017	34.436
52	2:41.454	36.873
56	2:41.721	37.140
34	2:51.373	46.792
21	2:55.855	51.274
47	2:57.728	53.147
41	3:04.351	59.770
60	3:04.829	1:00.248
66	3:06.921	1:02.340

Num	Lap Time	Gap
Lap 2		
3	1:58.997	
6	2:02.495	08.210
2	2:03.944	09.532
14	2:03.089	10.016
24	2:03.542	10.853
67	2:04.981	13.125
20	2:07.080	22.531
10	2:09.329	23.224
19	2:11.747	27.004
55	2:14.461	29.258
35	2:12.246	29.761
28	2:14.859	34.054
5	2:16.436	35.272
16	2:19.644	43.196
1	2:18.684	44.783
25	2:21.751	47.571
7	2:27.182	59.577
50	2:28.015	1:03.454
17	2:35.447	1:06.722
52	2:32.276	1:10.152
56	2:32.264	1:10.407
21	2:32.444	1:24.721
66	2:26.740	1:30.083
34	2:45.947	1:33.742
41	2:39.969	1:40.742

Num	Lap Time	Gap
Lap 3		
3	2:00.490	
60	3:05.526	1 Lap
6	2:01.909	09.629
2	2:01.961	11.003
14	2:04.068	13.594
24	2:03.380	13.743
67	2:05.533	18.168
20	2:04.859	26.900
10	2:09.144	31.878
19	2:09.002	35.516
35	2:12.578	41.849
55	2:18.366	47.134
5	2:13.863	48.645
28	2:15.184	48.748
1	2:17.535	1:01.828
16	2:20.530	1:03.236
25	2:22.865	1:09.946
7	2:27.844	1:26.931
50	2:26.830	1:29.794
56	2:29.931	1:39.848
17	2:34.608	1:40.840
52	2:31.861	1:41.523

Num	Lap Time	Gap
Lap 4		
3	2:04.534	
66	2:38.723	1 Lap
6	2:02.877	07.972
2	2:02.871	09.340
24	2:03.177	12.386
34	2:45.298	1 Lap
14	2:12.613	21.673
67	2:15.506	29.140
20	2:10.407	32.773
41	3:00.428	1 Lap
10	2:09.926	37.270
60	3:01.679	1 Lap
19	2:33.058	1:04.040
35	2:27.477	1:04.792
55	2:25.937	1:08.537
28	2:24.566	1:08.780
5	2:25.295	1:09.406
1	2:16.842	1:14.136
16	2:20.478	1:19.180
25	2:25.306	1:30.718
7	2:30.453	1:52.850
50	2:29.387	1:54.647
56	2:30.235	2:05.549
17	2:33.546	2:09.852
52	2:33.364	2:10.353

Num	Lap Time	Gap
Lap 5		
3	2:58.709	
6	2:50.915	00.178
2	2:49.795	00.426
24	2:48.430	02.107

Num	Lap Time	Gap
Lap 3		
67	2:32.136	02.567
20	2:28.634	02.698
10	2:25.314	03.875
66	2:58.865	1 Lap
34	2:49.784	1 Lap
47	8:17.443	3 Laps
19	2:38.072	43.403
35	2:38.886	44.969
14	3:23.092	46.056
28	2:36.179	46.250
55	2:39.387	49.215
5	2:40.060	50.757
1	2:35.884	51.311
16	2:31.598	52.069
25	2:22.447	54.456
41	3:18.961	1 Lap
60	2:59.457	1 Lap
7	2:27.471	1:21.612
50	2:26.168	1:22.106
56	2:29.882	1:36.722
52	2:32.397	1:44.041
17	2:35.128	1:46.271

Num	Lap Time	Gap
Lap 6		
3	1:59.671	
6	2:02.500	03.007
2	2:03.745	04.500
24	2:04.148	06.584
67	2:07.027	09.923
20	2:06.932	09.959
10	2:11.418	15.622
66	2:20.259	1 Lap
34	2:43.060	1 Lap
19	2:10.390	54.122
35	2:12.431	57.729
14	2:16.483	1:02.868
28	2:16.388	1:02.967
5	2:14.424	1:05.510
1	2:17.268	1:08.908
16	2:18.008	1:10.406
25	2:20.774	1:15.559
55	2:27.572	1:17.116
41	2:39.548	1 Lap
50	2:23.589	1:46.024
7	2:25.696	1:47.637

Num	Lap Time	Gap
Lap 7		
3	1:59.129	
60	2:59.968	2 Laps
6	2:02.400	06.278
2	2:01.475	06.846
56	2:29.191	1 Lap
24	2:03.042	10.497
52	2:32.404	1 Lap
20	2:07.003	17.833
67	2:07.059	17.853
17	2:33.733	1 Lap

Num	Lap Time	Gap
Lap 8		
3	2:00.267	
14	3:01.992	1 Lap
6	2:03.834	09.845
2	2:03.497	10.076
50	2:24.441	1 Lap
7	2:25.984	1 Lap
24	2:04.065	14.295
41	2:42.127	2 Laps
67	2:07.069	24.655
20	2:07.603	25.169
10	2:13.489	38.116
56	2:31.627	1 Lap
52	2:32.375	1 Lap
17	2:35.449	1 Lap
60	2:57.567	2 Laps
66	2:20.012	1 Lap
19	2:08.956	1:16.998
35	2:13.230	1:23.297
5	2:15.657	1:34.435
28	2:16.221	1:34.838
1	2:16.697	1:42.589
16	2:19.496	1:48.491

Num	Lap Time	Gap
Lap 9		
3	1:59.553	
25	2:22.606	1 Lap
6	2:02.518	12.810
2	2:02.776	13.299
34	2:42.382	2 Laps
24	2:06.800	21.542
14	2:16.621	1 Lap
20	2:06.968	32.584
67	2:08.879	33.981
50	2:24.157	1 Lap
7	2:24.472	1 Lap
10	2:11.324	49.887
41	2:39.375	2 Laps
56	2:33.876	1 Lap
52	2:32.079	1 Lap
55	3:35.112	1 Lap
66	2:21.205	1 Lap
19	2:11.590	1:29.035
17	2:32.741	1 Lap
35	2:13.681	1:37.425

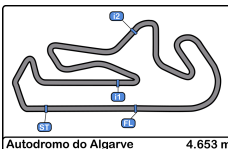
Num	Lap Time	Gap
Lap 10		
3	1:59.618	
16	2:22.249	1 Lap
6	2:02.295	15.487
2	2:02.423	16.104
25	2:22.321	1 Lap
24	2:09.340	31.264
20	2:04.498	37.464
67	2:04.778	39.141
14	2:24.742	1 Lap
50	2:22.911	1 Lap
34	2:44.561	2 Laps
10	2:12.004	1:02.273
7	2:23.615	1 Lap
41	2:37.684	2 Laps
19	2:11.164	1:40.581
66	2:18.816	1 Lap
56	2:33.018	1 Lap
35	2:13.414	1:51.221
52	2:32.501	1 Lap
17	2:32.511	1 Lap
28	2:16.532	2:07.801
1	2:16.477	2:16.453
5	2:26.018	2:17.800
60	2:52.457	2 Laps

Num	Lap Time	Gap
Lap 10		
10	2:08.401	24.894
66	2:20.158	1 Lap
19	2:13.316	1:08.309
35	2:11.734	1:10.334
28	2:15.046	1:18.884
5	2:12.664	1:19.045
1	2:16.380	1:26.159
16	2:17.985	1:29.262
34	2:42.926	1 Lap
25	2:21.895	1:38.325
55	2:32.748	1:50.735

Num	Lap Time	Gap
Lap 8		
3	2:00.267	
14	3:01.992	1 Lap
6	2:03.834	09.845
2	2:03.497	10.076
50	2:24.441	1 Lap
7	2:25.984	1 Lap
24	2:04.065	14.295
41	2:42.127	2 Laps
67	2:07.069	24.655
20	2:07.603	25.169
10	2:13.489	38.116
56	2:31.627	1 Lap
52	2:32.375	1 Lap
17	2:35.449	1 Lap
60	2:57.567	2 Laps
66	2:20.012	1 Lap
19	2:08.956	1:16.998
35	2:13.230	1:23.297
5	2:15.657	1:34.435
28	2:16.221	1:34.838
1	2:16.697	1:42.589
16	2:19.496	1:48.491

Num	Lap Time	Gap
Lap 9		
3	1:59.553	
25	2:22.606	1 Lap
6	2:02.518	12.810
2	2:02.776	13.299
34	2:42.382	2 Laps
24	2:06.800	21.542
14	2:16.621	1 Lap
20	2:06.968	32.584
67	2:08.879	33.981
50	2:24.157	1 Lap
7	2:24.472	1 Lap
10	2:11.324	49.887
41	2:39.375	2 Laps
56	2:33.876	1 Lap
52	2:32.079	1 Lap
55	3:35.112	1 Lap
66	2:21.205	1 Lap
19	2:11.590	1:29.035
17	2:32.741	1 Lap
35	2:13.681	1:37.425





Autodromo Int. do Algarve

CPV 1300 + CPVC

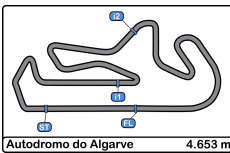
Race - 1

Best Sectors Results



Sector - 1			Sector - 2			Sector - 3			Ideal Lap vs Best Lap		
Clas	Nº Driver	Time	Nº Driver	Time	Nº Driver	Time	Clas	Nº Driver	Ideal Lap	Best Lap	Clas
1	3 JOAO PEDRO MACEDO SIL	37.427	3 JOAO PEDRO MACEDO SIL	37.401	3 JOAO PEDRO MACEDO SIL	43.487	1	3 JOAO PEDRO MACEDO SIL	1:58.315	1:58.997	1
2	2 RUI MANUEL LOPES ANJOS	38.018	6 JOAQUIM JORGE	38.262	6 JOAQUIM JORGE	44.554	2	2 RUI MANUEL LOPES ANJOS	2:01.297	2:01.475	2
3	6 JOAQUIM JORGE	38.559	24 ANTONIO JOSÉ MOREIRA DA	38.365	2 RUI MANUEL LOPES ANJOS	44.891	3	6 JOAQUIM JORGE	2:01.375	2:01.909	3
4	24 ANTONIO JOSÉ MOREIRA DA	38.661	2 RUI MANUEL LOPES ANJOS	38.388	14 JOÃO CARLOS DA FONTE N	45.057	4	24 ANTONIO JOSÉ MOREIRA DA	2:02.295	2:03.042	4
5	14 JOÃO CARLOS DA FONTE N	39.016	14 JOÃO CARLOS DA FONTE N	38.728	24 ANTONIO JOSÉ MOREIRA DA	45.269	5	14 JOÃO CARLOS DA FONTE N	2:02.801	2:03.089	5
6	20 RUI FILIPE DE CASTRO	39.269	67 NUNO DE LACERDA - DE BRITO	38.917	67 NUNO DE LACERDA - DE BRITO	45.447	6	67 NUNO DE LACERDA - DE BRITO	2:03.767	2:04.778	7
7	67 NUNO DE LACERDA - DE BRITO	39.403	20 RUI FILIPE DE CASTRO	39.169	20 RUI FILIPE DE CASTRO	45.544	7	20 RUI FILIPE DE CASTRO	2:03.982	2:04.498	6
8	10 BRUNO CRISTÓVÃO	39.710	19 CLAUDIO ESTAFANIO	40.623	10 BRUNO CRISTÓVÃO	47.048	8	10 BRUNO CRISTÓVÃO	2:07.950	2:08.401	8
9	19 CLAUDIO ESTAFANIO	40.696	10 BRUNO CRISTÓVÃO	41.192	19 CLAUDIO ESTAFANIO	47.115	9	19 CLAUDIO ESTAFANIO	2:08.434	2:08.956	9
10	35 RICARDO JORGE RODRIGUES	41.618	5 LUÍS ALEGRIA	41.836	55 DOMINGOS MANUEL BOURBON	47.305	10	55 DOMINGOS MANUEL BOURBON	2:11.520	2:14.461	12
11	5 LUÍS ALEGRIA	41.988	35 RICARDO JORGE RODRIGUES	42.026	5 LUÍS ALEGRIA	47.794	11	5 LUÍS ALEGRIA	2:11.618	2:12.664	11
12	55 DOMINGOS MANUEL BOURBON	42.081	55 DOMINGOS MANUEL BOURBON	42.134	35 RICARDO JORGE RODRIGUES	48.090	12	35 RICARDO JORGE RODRIGUES	2:11.734	2:11.734	10
13	28 NUNO ROCHA OLIVEIRA BR	42.423	1 SANTOS - POÇAS	42.986	28 NUNO ROCHA OLIVEIRA BR	48.577	13	28 NUNO ROCHA OLIVEIRA BR	2:14.067	2:14.859	13
14	1 SANTOS - POÇAS	43.195	28 NUNO ROCHA OLIVEIRA BR	43.067	1 SANTOS - POÇAS	49.614	14	1 SANTOS - POÇAS	2:15.795	2:16.380	14
15	16 PEDRO BARBOSA	44.172	16 PEDRO BARBOSA	43.532	16 PEDRO BARBOSA	50.046	15	16 PEDRO BARBOSA	2:17.750	2:17.985	15
16	66 NELSON RESENDE	44.561	66 NELSON RESENDE	43.551	66 NELSON RESENDE	50.321	16	66 NELSON RESENDE	2:18.433	2:18.816	16
17	50 VITOR COSTA	44.908	25 JORGE MANUEL CEQUEIRA	44.631	25 JORGE MANUEL CEQUEIRA	50.551	17	25 JORGE MANUEL CEQUEIRA	2:20.752	2:20.774	17
18	21 AUGUSTO - LISBOA	45.245	7 GUILHERME MONTEIRO -	45.497	50 VITOR COSTA	51.956	18	50 VITOR COSTA	2:22.628	2:22.911	18
19	25 JORGE MANUEL CEQUEIRA	45.570	21 AUGUSTO - LISBOA	45.665	7 GUILHERME MONTEIRO -	52.145	19	21 AUGUSTO - LISBOA	2:23.796	2:32.444	22
20	7 GUILHERME MONTEIRO -	46.318	50 VITOR COSTA	45.764	17 DUARTE NUNO FERREIRA DOS	52.712	20	7 GUILHERME MONTEIRO -	2:23.960	2:23.615	19
21	17 DUARTE NUNO FERREIRA DOS	47.619	17 DUARTE NUNO FERREIRA DOS	45.924	21 AUGUSTO - LISBOA	52.886	21	17 DUARTE NUNO FERREIRA DOS	2:26.255	2:32.511	23
22	56 JOAO PAULO DA COSTA AR	47.847	56 JOAO PAULO DA COSTA AR	47.436	56 JOAO PAULO DA COSTA AR	53.083	22	56 JOAO PAULO DA COSTA AR	2:28.366	2:29.191	20
23	52 PEDRO TEIXEIRA	48.895	52 PEDRO TEIXEIRA	47.803	52 PEDRO TEIXEIRA	54.001	23	52 PEDRO TEIXEIRA	2:30.699	2:32.079	21
24	41 ANTONIO ALEXANDRE MACEDO	51.165	41 ANTONIO ALEXANDRE MACEDO	50.343	41 ANTONIO ALEXANDRE MACEDO	55.821	24	41 ANTONIO ALEXANDRE MACEDO	2:37.329	2:37.684	24
25	34 ANTONIO GAGO	51.877	47 RICARDO MANUEL HENRIQUES	50.691	34 ANTONIO GAGO	58.467	25	34 ANTONIO GAGO	2:42.054	2:42.382	25
26	60 VELOSO AMARAL	55.278	34 ANTONIO GAGO	51.710	60 VELOSO AMARAL	1:00.479	26	60 VELOSO AMARAL	2:51.730	2:52.457	26
27	47 RICARDO MANUEL HENRIQUES	56.989	60 VELOSO AMARAL	55.973	47 RICARDO MANUEL HENRIQUES	1:10.048	27	47 RICARDO MANUEL HENRIQUES	2:57.728	2:57.728	27





Autodromo Int. do Algarve

CPV 1300 + CPVC

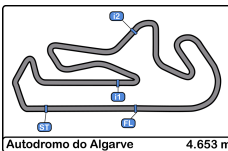
Race - 1

Leader Sequence



Nº	Entrant/Team	Nat	Driver 1	Nat	Driver 2	Nat	Vehicle	Cat	Start Lap	End Lap	Laps	Total Laps
3	JOAO PEDRO MACEDO SILVA		JOAO PEDRO MACEDO SILVA				PORSCHE 911 RSR	H75	1	10	10	10





Autodromo Int. do Algarve

CPV 1300 + CPVC

Race - 1

Best 5 Lap Times

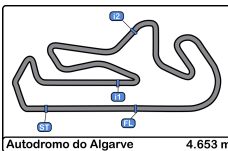


FEDERAÇÃO PORTUGUESA DE AUTOMOBILISMO E KARTING

Autodromo do Algarve 4.653 m.

Cl	Nº	Entrant/Team	Nat	Driver 1	Nat	Driver 2	Nat	Vehicle	Cat	Cl	Best 1		Best 2		Best 3		Best 4		Best 5	
											Time	Lap	Time	Lap	Time	Lap	Time	Lap	Time	Lap
1	3	JOAO PEDRO MACEDO S		JOAO PEDRO MACEDO SILVA				PORSCHE 911 RSR	H75	1	1:58.997	2	1:59.129	7	1:59.553	9	1:59.618	10	1:59.671	6
2	2	RUI MANUEL LOPES ANJOS		RUI MANUEL LOPES ANJOS				FORD ESCORT RS 1600	H75	2	2:01.475	7	2:01.961	3	2:02.423	10	2:02.776	9	2:03.497	8
3	6	JOAQUIM JORGE		JOAQUIM JORGE				FORD ESCORT RS 1600	H75	3	2:01.909	3	2:02.295	10	2:02.400	7	2:02.495	2	2:02.500	6
4	24	ANTONIO JOSÉ MOREIRA DA CUNHA SOARES		ANTONIO JOSÉ MOREIRA DA				FORD ESCORT RS 1600	H75	4	2:03.042	7	2:03.380	3	2:03.542	2	2:04.065	8	2:04.148	6
5	14	JOÃO CARLOS DA FONT		JOÃO CARLOS DA FONTE				FORD ESCORT RS 1600	GRUPO	1	2:03.089	2	2:04.068	3	2:10.505	1	2:16.483	6	2:16.621	8
6	20	RUI FILIPE DE CASTRO FERREIRA		RUI FILIPE DE CASTRO				FORD ESCORT RS 1600	H75	5	2:04.498	10	2:04.859	3	2:06.932	6	2:06.968	9	2:07.003	7
7	67	MARCO NUNO DE LACERDA		MARCO NUNO DE LACER		SIMPLICITO DE BRITO		MAZDA CAPELLA	GRUPO	2	2:04.778	10	2:04.981	2	2:05.533	3	2:07.027	6	2:07.059	7
8	10	BRUNO CRISTÓVÃO FERNANDES DOS SANTOS		BRUNO CRISTÓVÃO				PORSCHE 911 RS	H75	6	2:08.401	7	2:09.144	3	2:09.329	2	2:11.324	9	2:11.418	6
9	19	CLAUDIO ESTAFANIO FERNANDES		CLAUDIO ESTAFANIO				PORSCHE 911 RS	H75	7	2:08.956	8	2:09.002	3	2:10.390	6	2:11.164	10	2:11.590	9
10	35	RICARDO JORGE RODRIGUES		RICARDO JORGE RODRIGUES				FORD ESCORT RS 2000	GRUPO	1	2:11.734	7	2:12.246	2	2:12.431	6	2:12.578	3	2:13.230	8
11	5	LUÍS ALEGRIA		LUÍS ALEGRIA				DATSUN 1200	H75	8	2:12.664	7	2:13.863	3	2:14.424	6	2:15.657	8	2:16.436	2
12	55	DOMINGOS MANUEL BOURBON DE SOUSA COUTINHO		DOMINGOS MANUEL				BMW 2800 CS	H71	1	2:14.461	2	2:18.366	3	2:18.375	1	2:27.572	6	2:32.748	7
13	28	NUNO ROCHA OLIVEIRA		NUNO ROCHA OLIVEIRA				FORD ESCORT RS 2000	GRUPO	2	2:14.859	2	2:15.046	7	2:15.184	3	2:15.602	9	2:16.221	8
14	1	EDUARDO LUCIO PINTO		EDUARDO SANTOS		PEDRO POÇAS		PORSCHE 924	H81	1	2:16.380	7	2:16.477	10	2:16.558	9	2:16.697	8	2:17.268	6
15	16	PEDRO BARBOSA		PEDRO BARBOSA				DATSUN 1200	H75	9	2:17.985	7	2:18.008	6	2:19.496	8	2:19.644	2	2:20.530	3
16	66	NELSON RESENDE		NELSON RESENDE				DATSUN 1200	H75	10	2:18.816	9	2:20.012	7	2:20.158	6	2:20.259	5	2:21.205	8
17	25	JORGE MANUEL CEQUEIRA		JORGE MANUEL CEQUEIRA				TOYOTA STARLET 1.3 S	LEGEND	1	2:20.774	6	2:21.751	2	2:21.895	7	2:22.321	9	2:22.447	5
18	50	MONTEIROS COMPETIÇ		VITOR COSTA				LOTUS ELAN	H71	2	2:22.911	9	2:23.589	6	2:24.157	8	2:24.441	7	2:26.168	5
19	7	CÂNDIDO GUILHERME		CÂNDIDO GUILHERME		NUNO ANTONIO DA CRUZ		DATSUN 1200	H71	3	2:23.615	9	2:24.472	8	2:25.696	6	2:25.984	7	2:27.182	2
20	56	JOAO PAULO DA COSTA		JOAO PAULO DA COSTA				TOYOTA STARLET 1.3 S	LEGEND	2	2:29.191	6	2:29.882	5	2:31.627	7	2:32.264	2	2:33.018	9
21	52	PEDRO TEIXEIRA		PEDRO TEIXEIRA				FIAT PUNTO 85 SPORT	DESAFI	1	2:32.079	8	2:32.276	2	2:32.375	7	2:32.397	5	2:32.404	6
22	21	NUNO AUGUSTO		NUNO AUGUSTO		PEDRO LISBOA		FORD ESCORT MK I	GRUPO	3	2:32.444	2	2:55.855	1						
23	17	DUARTE NUNO FERREIRA DOS SANTOS PINTO TRINDADE		DUARTE NUNO FERREIRA				PEUGEOT 106 XSI	LEGEND	3	2:32.511	9	2:32.741	8	2:33.733	6	2:34.853	1	2:35.128	5
24	41	ANTONIO ALEXANDRE		ANTONIO ALEXANDRE				FIAT PUNTO 85 SPORT	DESAFI	2	2:37.684	8	2:39.375	7	2:39.548	5	2:39.969	2	2:42.127	6
25	34	MONTEIROS COMPETIÇ		ANTONIO GAGO				MINI	LEGEND	4	2:42.382	7	2:42.926	6	2:43.060	5	2:44.561	8	2:45.947	2
26	60	VELOSO AMARAL		VELOSO AMARAL				HILLMAN IMP	H71/TAÇ	1	2:52.457	8	2:55.019	7	2:57.567	6	2:59.457	4	2:59.968	5
27	47	RICARDO MANUEL HENRIQUES		RICARDO MANUEL				OPEL CORSA A	LEGEND	5	2:57.728	1	8:17.443	2						





Autodromo Int. do Algarve

CPV 1300 + CPVC

Race - 1

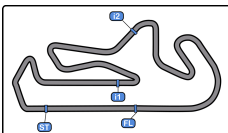
Best 5 Top Speeds



Autodromo do Algarve 4.653 m.

Cl	Nº	Entrant/Team	Nat	Driver 1	Nat	Driver 2	Nat	Vehicle	Cat	Cl	Top 1		Top 2		Top 3		Top 4		Top 5		Avg
											Km/h	Lap	Km/h	Lap	Km/h	Lap	Km/h	Lap	Km/h	Lap	
1	3	JOAO PEDRO MACEDO S		JOAO PEDRO MACEDO SILVA				PORSCHE 911 RSR	H75	1	228.8	7	226.4	2	225.9	9	225.4	3	225.4	8	226.4
2	10	BRUNO CRISTÓVÃO FERNANDES DOS SANTOS		BRUNO CRISTÓVÃO				PORSCHE 911 RS	H75	2	224.5	2	224.5	7	224.0	3	223.6	8	223.1	4	223.9
3	19	CLAUDIO ESTAFANIO FERNANDES		CLAUDIO ESTAFANIO				PORSCHE 911 RS	H75	3	224.0	2	219.9	3	219.9	4	219.0	8	218.1	6	220.2
4	2	RUI MANUEL LOPES ANJOS		RUI MANUEL LOPES ANJOS				FORD ESCORT RS 1600	H75	4	223.6	7	222.6	8	220.8	9	220.8	10	220.4	2	221.6
5	20	RUI FILIPE DE CASTRO FERREIRA		RUI FILIPE DE CASTRO				FORD ESCORT RS 1600	H75	5	223.1	2	217.3	9	214.7	4	213.4	3	210.9	7	215.9
6	6	JOAQUIM JORGE		JOAQUIM JORGE				FORD ESCORT RS 1600	H75	6	221.3	7	220.8	2	217.7	9	217.7	10	216.0	8	218.7
7	24	ANTONIO JOSÉ MOREIRA DA CUNHA SOARES		ANTONIO JOSÉ MOREIRA DA				FORD ESCORT RS 1600	H75	7	219.9	7	214.2	4	212.1	9	209.3	3	208.0	8	212.7
8	67	MARCO NUNO DE LACERDA		MARCO NUNO DE LACER		SIMPLICITO DE BRITO		MAZDA CAPELLA	GRUPO	1	218.6	7	218.1	10	216.0	3	215.5	2	214.2	4	216.5
9	14	JOÃO CARLOS DA FONT		JOÃO CARLOS DA FONTE				FORD ESCORT RS 1600	GRUPO	2	211.3	2	208.4	3	199.2	4	179.1	6	177.6	8	195.1
10	55	DOMINGOS MANUEL BOURBON DE SOUSA COUTINHO		DOMINGOS MANUEL				BMW 2800 CS	H71	1	208.4	2	187.1	4	181.2	9	170.0	7	169.0	6	183.1
11	35	RICARDO JORGE RODRIGUES		RICARDO JORGE RODRIGUES				FORD ESCORT RS 2000	GRUPO	1	199.6	2	198.1	6	198.1	7	197.4	3	197.4	10	198.1
12	28	NUNO ROCHA OLIVEIRA		NUNO ROCHA OLIVEIRA				FORD ESCORT RS 2000	GRUPO	2	197.0	2	194.2	4	193.5	7	193.2	9	191.8	3	193.9
13	50	MONTEIROS COMPETIÇ		VITOR COSTA				LOTUS ELAN	H71	2	196.0	9	191.4	6	191.4	7	190.8	8	180.3	3	190.0
14	1	EDUARDO LUCIO PINTO		EDUARDO SANTOS		PEDRO POÇAS		PORSCHE 924	H81	1	194.2	2	192.8	7	192.8	10	191.4	8	190.8	3	192.4
15	5	LUÍS ALEGRIA		LUÍS ALEGRIA				DATSUN 1200	H75	8	187.8	2	187.8	4	187.5	10	187.1	8	186.8	7	187.4
16	21	NUNO AUGUSTO		NUNO AUGUSTO		PEDRO LISBOA		FORD ESCORT MK I	GRUPO	3	183.0	2	101.8	3							142.4
17	16	PEDRO BARBOSA		PEDRO BARBOSA				DATSUN 1200	H75	9	180.9	6	179.4	7	176.1	2	174.4	4	173.3	8	176.8
18	66	NELSON RESENDE		NELSON RESENDE				DATSUN 1200	H75	10	173.6	5	172.8	9	169.8	6	168.4	7	168.4	8	170.6
19	25	JORGE MANUEL CEQUEIRA		JORGE MANUEL CEQUEIRA				TOYOTA STARLET 1.3 S	LEGEND	1	170.3	6	169.8	2	167.4	9	166.9	3	165.6	8	168.0
20	17	DUARTE NUNO FERREIRA DOS SANTOS PINTO TRINDADE		DUARTE NUNO FERREIRA				PEUGEOT 106 XSI	LEGEND	2	169.0	2	165.3	9	163.3	8	160.2	1	160.0	7	163.6
21	7	CÂNDIDO GUILHERME		CÂNDIDO GUILHERME		NUNO ANTONIO DA CRUZ		DATSUN 1200	H71	3	163.6	9	163.3	8	163.1	2	162.6	6	159.0	7	162.3
22	56	JOAO PAULO DA COSTA		JOAO PAULO DA COSTA				TOYOTA STARLET 1.3 S	LEGEND	3	163.3	2	163.1	7	161.1	3	161.1	8	160.9	6	161.9
23	52	PEDRO TEIXEIRA		PEDRO TEIXEIRA				FIAT PUNTO 85 SPORT	DESAFI	1	156.9	2	156.2	7	156.0	6	153.8	9	153.6	3	155.3
24	47	RICARDO MANUEL HENRIQUES		RICARDO MANUEL				OPEL CORSA A	LEGEND	4	156.7	1									156.7
25	41	ANTONIO ALEXANDRE		ANTONIO ALEXANDRE				FIAT PUNTO 85 SPORT	DESAFI	2	149.3	8	148.7	7	147.9	5	147.5	6	146.5	3	148.0
26	34	MONTEIROS COMPETIÇ		ANTONIO GAGO				MINI	LEGEND	5	142.2	8	141.5	5	140.2	4	140.2	6	140.0	2	140.8





Autodromo Int. do Algarve

CPV 1300 + CPVC

Race - 1

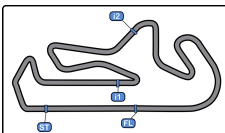
Fastest Laps Sequence

Autodromo do Algarve 4.653 m.



Lap	Time of Day	Session Time	Nº Entrant/Team	Nat	Driver 1	Nat	Driver 2	Nat	Vehicle	Cat	Time	Km/h
2	12:04:41.578	4:03.578	3 JOAO PEDRO MACEDO SILVA		JOAO PEDRO MACEDO SILVA				PORSCHE 911 RSR	H75	1:58.997	140.7





Autodromo Int. do Algarve

CPV 1300 + CPVC

Race - 1

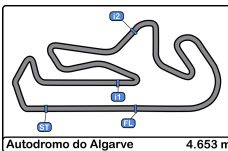
Event Best Maximum Speed

Autodromo do Algarve 4.653 m.



Nº	Entrant/Team	Nat	Driver 1	Nat	Driver 2	Nat	Vehicle	Cat	Km/h	Session
3	JOAO PEDRO MACEDO SILVA		JOAO PEDRO MACEDO SILVA				PORSCHE 911 RSR	H75	233.7	Free Practice
19	CLAUDIO ESTAFANIO FERNANDES VIEIRA		CLAUDIO ESTAFANIO				PORSCHE 911 RS	H75	230.2	Free Practice
6	JOAQUIM JORGE		JOAQUIM JORGE				FORD ESCORT RS 1600	H75	230.2	Free Practice
2	RUI MANUEL LOPES ANJOS COSTA		RUI MANUEL LOPES ANJOS				FORD ESCORT RS 1600	H75	228.3	Free Practice
20	RUI FILIPE DE CASTRO FERREIRA ALVES		RUI FILIPE DE CASTRO				FORD ESCORT RS 1600	H75	226.4	Free Practice
24	ANTONIO JOSÉ MOREIRA DA CUNHA SOARES		ANTONIO JOSÉ MOREIRA DA				FORD ESCORT RS 1600	H75	226.4	Free Practice
10	BRUNO CRISTÓVÃO FERNANDES DOS SANTOS		BRUNO CRISTÓVÃO FERNANDES				PORSCHE 911 RS	H75	224.5	Race - 1
67	MARCO NUNO DE LACERDA CAMPOS PINTO		MARCO NUNO DE LACERDA		SIMPLICITO DE BRITO CAMPOS		MAZDA CAPELLA	GRUPO	219.9	Free Practice
14	JOÃO CARLOS DA FONTE NOVO		JOÃO CARLOS DA FONTE NOVO				FORD ESCORT RS 1600	GRUPO	215.5	Free Practice
55	DOMINGOS MANUEL BOURBON DE SOUSA COUTINHO		DOMINGOS MANUEL BOURBON				BMW 2800 CS	H71	211.7	Free Practice
35	RICARDO JORGE RODRIGUES PEREIRA		RICARDO JORGE RODRIGUES				FORD ESCORT RS 2000	GRUPO	206.1	Free Practice
28	NUNO ROCHA OLIVEIRA BREDA		NUNO ROCHA OLIVEIRA BREDA				FORD ESCORT RS 2000	GRUPO	201.4	Free Practice
50	MONTEIROS COMPETIÇÕES		VITOR COSTA				LOTUS ELAN	H71	196.0	Race - 1
1	EDUARDO LUCIO PINTO SANTOS		EDUARDO SANTOS		PEDRO POÇAS		PORSCHE 924	H81	195.2	Qualifying
21	NUNO AUGUSTO		NUNO AUGUSTO		PEDRO LISBOA		FORD ESCORT MK I	GRUPO	192.8	Qualifying
5	LUÍS ALEGRIA		LUÍS ALEGRIA				DATSUN 1200	H75	191.8	Free Practice
16	PEDRO BARBOSA		PEDRO BARBOSA				DATSUN 1200	H75	186.2	Free Practice
17	DUARTE NUNO FERREIRA DOS SANTOS PINTO TRINDADE		DUARTE NUNO FERREIRA DOS				PEUGEOT 106 XSI	LEGEND	182.1	Qualifying
31	CARLOS FERNANDO DE CARVALHO BARBOSA DA CRUZ		CARLOS FERNANDO DE				DATSUN 1200	H75	180.6	Free Practice
47	RICARDO MANUEL HENRIQUES FERRÃO		RICARDO MANUEL HENRIQUES				OPEL CORSA A	LEGEND	179.4	Free Practice
25	JORGE MANUEL CEQUEIRA		JORGE MANUEL CEQUEIRA				TOYOTA STARLET 1.3 S	LEGEND	177.6	Free Practice
66	NELSON RESENDE		NELSON RESENDE				DATSUN 1200	H75	173.6	Race - 1
12	MIGUEL MARIA CONRADO MIGUEL		MIGUEL MARIA CONRADO				AUSTIN METRO	LEGEND	170.3	Qualifying
56	JOAO PAULO DA COSTA ARANTES		JOAO PAULO DA COSTA				TOYOTA STARLET 1.3 S	LEGEND	167.9	Free Practice
52	PEDRO TEIXEIRA		PEDRO TEIXEIRA				FIAT PUNTO 85 SPORT	DESAFI	167.4	Free Practice
7	CÂNDIDO GUILHERME MONTEIRO		CÂNDIDO GUILHERME		NUNO ANTONIO DA CRUZ		DATSUN 1200	H71	163.6	Free Practice
41	ANTONIO ALEXANDRE MACEDO		ANTONIO ALEXANDRE MACEDO				FIAT PUNTO 85 SPORT	DESAFI	154.0	Free Practice
34	MONTEIROS COMPETIÇÕES		ANTONIO GAGO				MINI	LEGEND	149.7	Free Practice





Autodromo Int. do Algarve

CPV 1300 + CPVC

Race - 1

Lap Chart

Autodromo do Algarve 4.653 m.

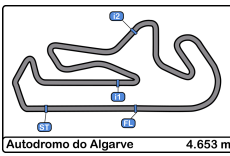


FEDERAÇÃO PORTUGUESA DE AUTOMOBILISMO E KARTING

LAP

Nr	Po	Grid	1	2	3	4	5	6	7	8	9	10
3	1	3	3	3	3	3	3	3	3	3	3	3
2	2	2	2	6	6	6	6	6	6	6	6	6
6	3	6	6	2	2	2	2	2	2	2	2	2
24	4	24	14	14	14	24	24	24	24	24	24	24
14	5	14	24	24	24	14	67	67	20	67	20	20
55	6	55	67	67	67	67	20	20	67	20	67	67
10	7	10	10	20	20	20	10	10	10	10	10	10
19	8	19	55	10	10	10	19	19	19	19	19	19
35	9	35	19	19	19	19	35	35	35	35	35	35
5	10	5	20	55	35	35	14	14	28	5	28	28
28	11	28	35	35	55	55	28	28	5	28	5	1
67	12	67	5	28	5	28	55	5	1	1	1	5
21	13	21	28	5	28	5	5	1	16	16	16	
16	14	16	16	16	1	1	1	16	25	25	25	
25	15	25	25	1	16	16	16	25	55	14	14	
47	16	47	1	25	25	25	25	55	14	50	50	
1	17	1	17	7	7	7	7	50	50	7	7	
66	18	66	7	50	50	50	50	7	7	56	66	
7	19	7	50	17	56	56	56	56	56	52	56	
50	20	50	52	52	17	17	52	52	52	55	52	
56	21	56	56	56	52	52	17	17	17	66	17	
17	22	17	34	21	66	66	66	66	66	17		
41	23	41	21	66	34	34	34	34	34	34		
34	24	34	47	34	41	41	41	41	41	41		
12	25	12	41	41	60	60	60	60	60	60		
60	26	60	60	60								
52	27	52	66	47								
20	28	20										
31	29	31										



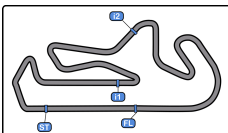


Autodromo Int. do Algarve
 CPV 1300 + CPVC
 Race - 1
 Graphic Lap Chart



Autodromo do Algarve 4.653 m.





Autodromo Int. do Algarve

CPV 1300 + CPVC

Race - 1

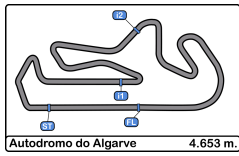
Pit Stop Analysis

Autodromo do Algarve 4.653 m.



Ord.	Nr.	In Day Time	Entrant/Team	Nat	Driver 1	Nat	Driver 2	Nat	Vehicle	Cat	In Time	Stop N°	Pit Time	Handicap	Diff.
1	47	12:03:30.445	RICARDO MANUEL HENRIQUE	✗	RICARDO MANUEL HEN				OPEL CORSA A	LEGEND	2:52.445	1	5:05.095		
2	66	12:08:44.560	NELSON RESENDE	✗	NELSON RESENDE				DATSUN 1200	H75	8:06.560	1	37.628		
3	14	12:09:04.030	JOÃO CARLOS DA FONTE NO	✗	JOÃO CARLOS DA FONT				FORD ESCORT RS 1600	GRUPO	8:26.030	1	1:03.468		
4	41	12:09:17.140	ANTONIO ALEXANDRE MACED	✗	ANTONIO ALEXANDRE				FIAT PUNTO 85 SPORT	DESAFI	8:39.140	1	30.757		
5	47	12:11:47.626	RICARDO MANUEL HENRIQUE	✗	RICARDO MANUEL HEN				OPEL CORSA A	LEGEND	11:09.626	2	2:20.337		
6	14	12:14:43.171	JOÃO CARLOS DA FONTE NO	✗	JOÃO CARLOS DA FONT				FORD ESCORT RS 1600	GRUPO	14:05.171	2	57.413		
7	55	12:17:30.716	DOMINGOS MANUEL BOURBO	✗	DOMINGOS MANUEL BO				BMW 2800 CS	H71	16:52.716	1	1:25.789		

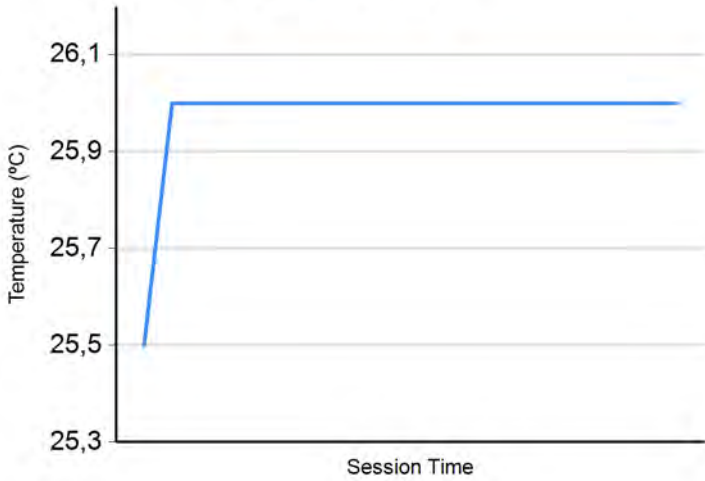




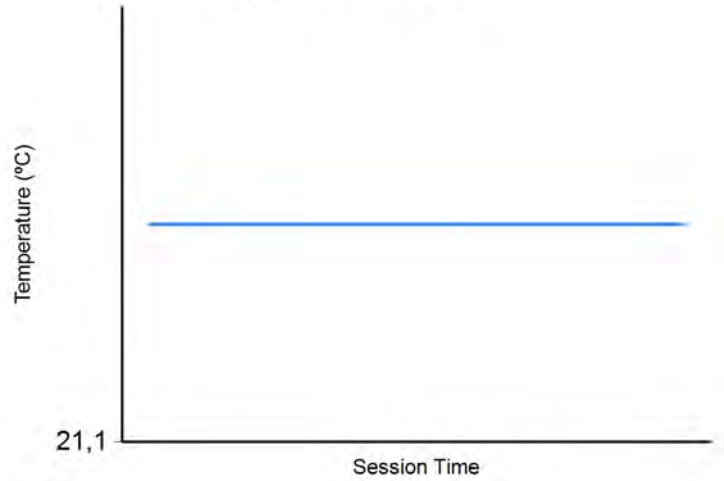
Autodromo Int. do Algarve
 CPV 1300 + CPVC
 Race - 1
 Weather Report



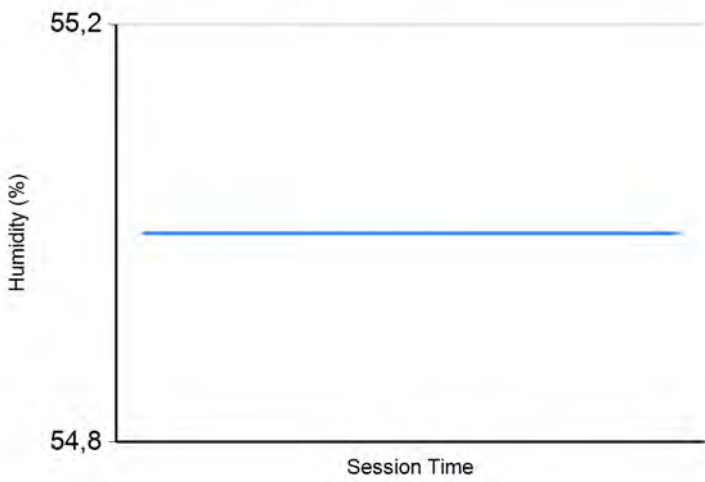
Air Temperature



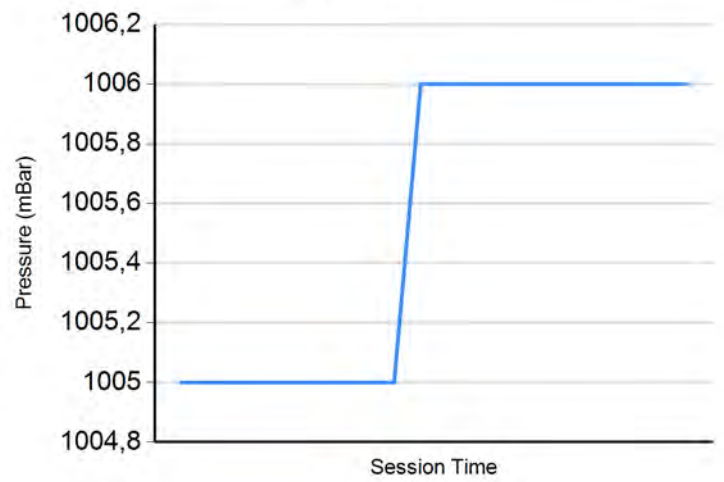
Track Temperature



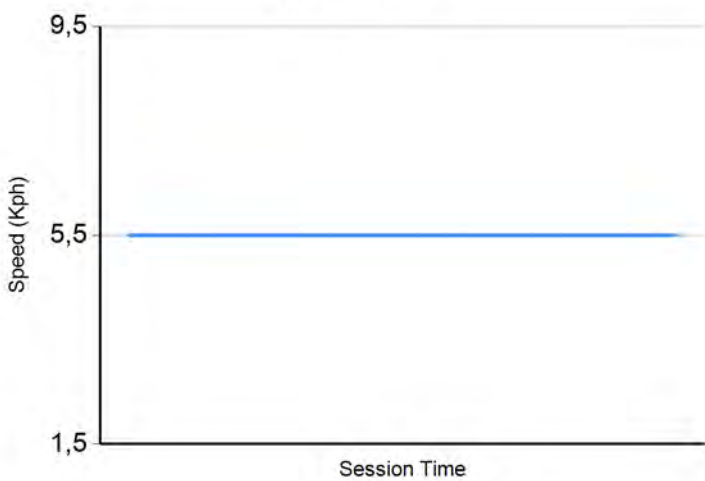
Humidity



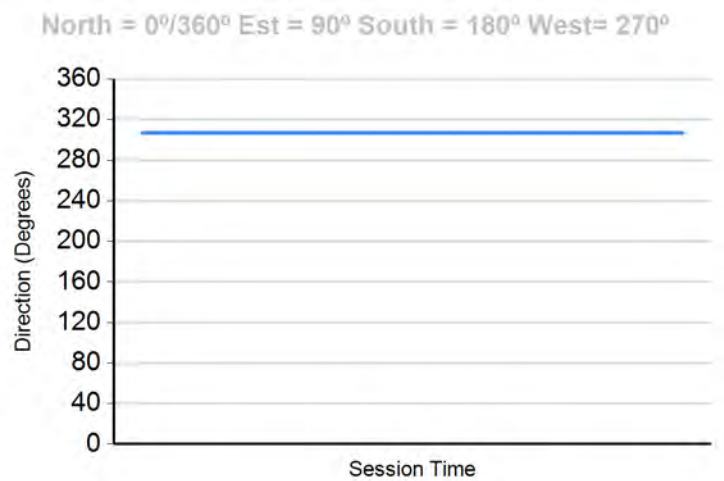
Pressure

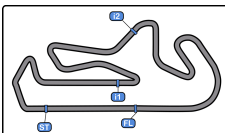


Wind Speed



Wind direction





Autodromo Int. do Algarve

CPV 1300 + CPVC

Race - 1

Final Results

Autodromo do Algarve 4.653 m.



Cls	Nº	Entrant/Team	Nat	Driver 1	Nat	Driver 2	Nat	Vehicle	Cat	Cl	Laps	Total Time	Gap	Interval	Km/h	Best	Time	Km/h	
1	3	JOAO PEDRO MACEDO SIL		JOAO PEDRO MACEDO SILVA				PORSCHE 911 RSR	H75	1	10	21:05.549			132.3	2	1:58.997	140.7	
2	6	JOAQUIM JORGE		JOAQUIM JORGE				FORD ESCORT RS 1600	H75	2	10	21:21.036	15.487	15.487	130.7	3	2:01.909	137.4	
3	2	RUI MANUEL LOPES ANJOS		RUI MANUEL LOPES ANJOS				FORD ESCORT RS 1600	H75	3	10	21:21.653	16.104	0.617	130.6	7	2:01.475	137.8	
4	24	ANTONIO JOSÉ MOREIRA DA CUNHA SOARES		ANTONIO JOSÉ MOREIRA DA				FORD ESCORT RS 1600	H75	4	10	21:36.813	31.264	15.160	129.1	7	2:03.042	136.1	
5	20	RUI FILIPE DE CASTRO FERREIRA		RUI FILIPE DE CASTRO				FORD ESCORT RS 1600	H75	5	10	21:43.013	37.464	6.200	128.5	10	2:04.498	134.5	
6	67	MARCO NUNO DE LACERDA CAMPOS		MARCO NUNO DE LACER		SIMPLICITO DE BRITO		MAZDA CAPELLA	GRUPO	1	10	21:44.690	39.141	1.677	128.3	10	2:04.778	134.2	
7	10	BRUNO CRISTÓVÃO FERNANDES DOS SANTOS		BRUNO CRISTÓVÃO				PORSCHE 911 RS	H75	6	10	22:07.822	1:02.273	23.132	126.1	7	2:08.401	130.4	
8	19	CLAUDIO ESTAFANIO FERNANDES		CLAUDIO ESTAFANIO				PORSCHE 911 RS	H75	7	10	22:46.130	1:40.581	38.308	122.6	8	2:08.956	129.8	
9	35	RICARDO JORGE RODRIGUES		RICARDO JORGE				FORD ESCORT RS 2000	GRUPO	1	10	22:56.770	1:51.221	10.640	121.6	7	2:11.734	127.1	
10	28	NUNO ROCHA OLIVEIRA B		NUNO ROCHA OLIVEIRA				FORD ESCORT RS 2000	GRUPO	2	10	23:13.350	2:07.801	16.580	120.2	2	2:14.859	124.2	
11	1	EDUARDO LUCIO PINTO		EDUARDO SANTOS		PEDRO POÇAS		PORSCHE 924	H81	1	10	23:22.002	2:16.453	8.652	119.4	7	2:16.380	122.8	
12	5	LUÍS ALEGRIA		LUÍS ALEGRIA				DATSUN 1200	H75	8	10	23:23.349	2:17.800	1.347	119.3	7	2:12.664	126.2	
13	16	PEDRO BARBOSA		PEDRO BARBOSA				DATSUN 1200	H75	9	9	21:17.118	1 Lap	1 Lap	118.0	7	2:17.985	121.3	
14	25	JORGE MANUEL CEQUEIRA		JORGE MANUEL CEQUEIRA				TOYOTA STARLET 1.3 S	LEGEND	1	9	21:29.363	1 Lap	12.245	116.9	6	2:20.774	118.9	
15	14	JOÃO CARLOS DA FONTE		JOÃO CARLOS DA FONTE				FORD ESCORT RS 1600	GRUPO	2	9	21:53.205	1 Lap	23.842	114.8	2	2:03.089	136.0	
16	50	MONTEIROS COMPETIÇOE		VITOR COSTA				LOTUS ELAN	H71	1	9	22:04.515	1 Lap	11.310	113.8	9	2:22.911	117.2	
17	7	CÂNDIDO GUILHERME		CÂNDIDO GUILHERME		NUNO ANTONIO DA CRU		DATSUN 1200	H71	2	9	22:08.690	1 Lap	4.175	113.4	9	2:23.615	116.6	
18	56	JOAO PAULO DA COSTA		JOAO PAULO DA COSTA				TOYOTA STARLET 1.3 S	LEGEND	2	9	22:51.745	1 Lap	43.055	109.9	6	2:29.191	112.2	
19	52	PEDRO TEIXEIRA		PEDRO TEIXEIRA				FIAT PUNTO 85 SPORT	DESAFI	1	9	23:00.711	1 Lap	8.966	109.1	8	2:32.079	110.1	
20	17	DUARTE NUNO FERREIRA DOS SANTOS PINTO TRINDADE		DUARTE NUNO FERREIRA				PEUGEOT 106 XSI	LEGEND	3	9	23:08.016	1 Lap	7.305	108.6	9	2:32.511	109.8	
21	66 *	NELSON RESENDE		NELSON RESENDE				DATSUN 1200	H75	10	9	23:20.699	1 Lap	12.683	107.6	9	2:18.816	120.6	
22	55 *	DOMINGOS MANUEL BOURBON DE SOUSA COUTINHO		DOMINGOS MANUEL				BMW 2800 CS	H71	3	9	23:35.633	1 Lap	14.934	106.4	2	2:14.461	124.5	
23	34	MONTEIROS COMPETIÇÃO		ANTONIO GAGO				MINI	LEGEND	4	8	22:05.331	2 Laps	1 Lap	101.1	7	2:42.382	103.1	
24	41	ANTONIO ALEXANDRE		ANTONIO ALEXANDRE				FIAT PUNTO 85 SPORT	DESAFI	2	8	22:42.443	2 Laps	37.112	98.3	8	2:37.684	106.2	
25	60	VELOSO AMARAL		VELOSO AMARAL				HILLMAN IMP	H71/TAÇ	1	8	23:56.502	2 Laps	1:14.059	93.2	8	2:52.457	97.1	
Not classified: (Requirements: 75% of number laps of leader = 8 Laps)																			
21		NUNO AUGUSTO		NUNO AUGUSTO		PEDRO LISBOA		FORD ESCORT MK I	GRUPO	3	2	5:28.299	8 Laps	6 Laps	102.0	2	2:32.444	109.8	
47		RICARDO MANUEL HENRIQUES		RICARDO MANUEL				OPEL CORSA A	LEGEND	5	2	11:15.171	8 Laps	5:46.872	49.6	1	2:57.728	94.2	
12		MIGUEL MARIA CONRADO		MIGUEL MARIA CONRADO				AUSTIN METRO	LEGEND	6									
31		CARLOS FERNANDO DE CARVALHO BARBOSA DA CRUZ		CARLOS FERNANDO DE				DATSUN 1200	H75	11									

Fastest lap JOAO PEDRO MACEDO SILVA in 1:58.997 at 140.7 Km/h in lap 2

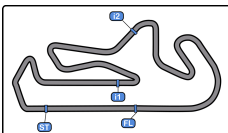
Published at:.....

Track Temp: 21.3 °C Air Temp: 26.0 °C Humidity: 55 % Track Status: DRY

Stewards:

Timekeeper:





Autodromo Int. do Algarve

CPV 1300 + CPVC

Race - 1

Final Results

Autodromo do Algarve 4.653 m.



*** PENALTIES**

CAR 66 DRIVE THROUGH 29 SECONDS

CAR 55 DRIVE THROUGH 39 SECONDS

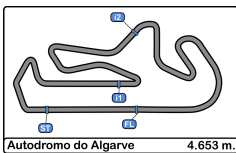
Published at:.....

Track Temp: 21.3 °C Air Temp: 26.0 °C Humidity: 55 % Track Status: DRY

Stewards:

Timekeeper:





Autodromo Int. do Algarve
CPV 1300 + CPVC
Race - 2
Parrilla de Salida



29	31	CARLOS FERNANDO DE CA	
27	47	RICARDO MANUEL HENRIQ	11:15.171
25	60	VELOSO AMARAL	23:56.502
23	34	ANTONIO GAGO	22:05.331
21	66	NELSON RESENDE	23:20.699
19	52	PEDRO TEIXEIRA	23:00.711
17	7	GUILHERME MONTEIRO - A	22:08.690
15	14	JOÃO CARLOS DA FONTE N	21:53.205
13	16	PEDRO BARBOSA	21:17.118
11	1	SANTOS - POÇAS	23:22.002
9	35	RICARDO JORGE RODRIGU	22:56.770
7	10	BRUNO CRISTÓVÃO FERNA	22:07.822
5	20	RUI FILIPE DE CASTRO FER	21:43.013
3	2	RUI MANUEL LOPES ANJOS	21:21.653
1	3	JOAO PEDRO MACEDO SIL	21:05.549

.15.
.14.
.13.
.12.
.11.
.10.
.9.
.8.
.7.
.6.
.5.
.4.
.3.
.2.
.1.

	MIGUEL MARIA CONRADO	12	28
5:28.299	AUGUSTO - LISBOA	21	26
22:42.443	ANTONIO ALEXANDRE MAC	41	24
23:35.633	DOMINGOS MANUEL BOUR	55	22
23:08.016	DUARTE NUNO FERREIRA	17	20
22:51.745	JOAO PAULO DA COSTA AR	56	18
22:04.515	VITOR COSTA	50	16
21:29.363	JORGE MANUEL CEQUEIRA	25	14
23:23.349	LUÍS ALEGRIA	5	12
23:13.350	NUNO ROCHA OLIVEIRA BR	28	10
22:46.130	CLAUDIO ESTAFANIO FERN	19	8
21:44.690	NUNO DE LACERDA - DE B	67	6
21:36.813	ANTONIO JOSÉ MOREIRA D	24	4
21:21.036	JOAQUIM JORGE	6	2



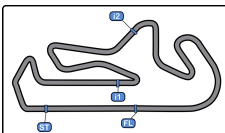
Pole

Published at:.....

Stewards:

Timekeeper:





Autodromo Int. do Algarve

CPV 1300 + CPVC

Race - 2

Provisional Results

Autodromo do Algarve 4.653 m.



Cls	Nº	Entrant/Team	Nat	Driver 1	Nat	Driver 2	Nat	Vehicle	Cat	Cl	Laps	Total Time	Gap	Interval	Km/h	Best	Time	Km/h
1	3	JOAO PEDRO MACEDO SIL		JOAO PEDRO MACEDO SILVA				PORSCHE 911 RSR	H75	1	12	27:05.315			123.6	5	1:59.474	140.2
2	2	RUI MANUEL LOPES ANJOS		RUI MANUEL LOPES ANJOS				FORD ESCORT RS 1600	H75	2	12	27:13.035	7.720	7.720	123.0	3	2:01.591	137.7
3	14	JOÃO CARLOS DA FONTE		JOÃO CARLOS DA FONTE				FORD ESCORT RS 1600	GRUPO	1	12	27:13.283	7.968	0.248	123.0	2	2:02.561	136.6
4	24	ANTONIO JOSÉ MOREIRA DA CUNHA SOARES		ANTONIO JOSÉ MOREIRA DA				FORD ESCORT RS 1600	H75	3	12	27:13.928	8.613	0.645	123.0	3	2:04.339	134.7
5	10	BRUNO CRISTÓVÃO FERNANDES DOS SANTOS		BRUNO CRISTÓVÃO				PORSCHE 911 RS	H75	4	12	27:21.726	16.411	7.798	122.4	3	2:06.819	132.0
6	19	CLAUDIO ESTAFANIO FERNANDES		CLAUDIO ESTAFANIO				PORSCHE 911 RS	H75	5	12	27:22.074	16.759	0.348	122.4	9	2:07.464	131.4
7	35	RICARDO JORGE RODRIGUES		RICARDO JORGE				FORD ESCORT RS 2000	GRUPO	1	12	27:32.916	27.601	10.842	121.6	3	2:10.976	127.8
8	5	LUÍS ALEGRIA		LUÍS ALEGRIA				DATSUN 1200	H75	6	11	27:07.977	1 Lap	1 Lap	113.1	2	2:13.178	125.7
9	67	MARCO NUNO DE LACERDA CAMPOS		MARCO NUNO DE LACER		SIMPLICITO DE BRITO		MAZDA CAPELLA	GRUPO	2	11	27:08.427	1 Lap	0.450	113.1	3	2:07.042	131.8
10	16	PEDRO BARBOSA		PEDRO BARBOSA				DATSUN 1200	H75	7	11	27:13.012	1 Lap	4.585	112.8	3	2:18.002	121.3
11	25	JORGE MANUEL CEQUEIRA		JORGE MANUEL CEQUEIRA				TOYOTA STARLET 1.3 S	LEGEND	1	11	27:13.186	1 Lap	0.174	112.8	8	2:18.257	121.1
12	1	EDUARDO LUCIO PINTO		EDUARDO SANTOS		PEDRO POÇAS		PORSCHE 924	H81	1	11	27:13.500	1 Lap	0.314	112.8	2	2:14.867	124.2
13	17	DUARTE NUNO FERREIRA DOS SANTOS PINTO TRINDADE		DUARTE NUNO FERREIRA				PEUGEOT 106 XSI	LEGEND	2	11	27:18.879	1 Lap	5.379	112.4	6	2:20.230	119.4
14	21	NUNO AUGUSTO		NUNO AUGUSTO		PEDRO LISBOA		FORD ESCORT MK I	GRUPO	3	11	27:19.539	1 Lap	0.660	112.3	6	2:18.738	120.7
15	7	CÂNDIDO GUILHERME		CÂNDIDO GUILHERME		NUNO ANTONIO DA CRU		DATSUN 1200	H71	1	11	27:23.843	1 Lap	4.304	112.0	3	2:21.391	118.4
16	56	JOAO PAULO DA COSTA		JOAO PAULO DA COSTA				TOYOTA STARLET 1.3 S	LEGEND	3	11	27:32.285	1 Lap	8.442	111.5	8	2:23.057	117.0
17	47	RICARDO MANUEL HENRIQUES		RICARDO MANUEL				OPEL CORSA A	LEGEND	4	11	27:32.688	1 Lap	0.403	111.4	5	2:20.786	118.9
18	52	PEDRO TEIXEIRA		PEDRO TEIXEIRA				FIAT PUNTO 85 SPORT	DESAFI	1	11	28:01.838	1 Lap	29.150	109.5	3	2:28.985	112.4
19	41	ANTONIO ALEXANDRE		ANTONIO ALEXANDRE				FIAT PUNTO 85 SPORT	DESAFI	2	10	27:17.929	2 Laps	1 Lap	102.2	2	2:35.603	107.6
20	34	MONTEIROS COMPETIÇÃO		ANTONIO GAGO				MINI	LEGEND	5	10	27:21.347	2 Laps	3.418	102.0	8	2:40.319	104.4
21	60	VELOSO AMARAL		VELOSO AMARAL				HILLMAN IMP	H71/TAÇ	1	9	27:13.077	3 Laps	1 Lap	92.3	6	2:50.510	98.2

Not classified: (Requirements: 75% of number laps of leader = 9 Laps)

66	NELSON RESENDE	NELSON RESENDE						DATSUN 1200	H75	8	6	14:13.719	6 Laps	3 Laps	117.7	4	2:18.626	120.8
6	JOAQUIM JORGE	JOAQUIM JORGE						FORD ESCORT RS 1600	H75	9	5	10:20.125	7 Laps	1 Lap	135.0	5	2:02.319	136.9
20	RUI FILIPE DE CASTRO FERREIRA	RUI FILIPE DE CASTRO						FORD ESCORT RS 1600	H75	10	5	10:27.298	7 Laps	7.173	133.5	4	2:02.660	136.5
50	MONTEIROS COMPETIÇÃO	VITOR COSTA						LOTUS ELAN	H71	2	5	12:41.669	7 Laps	2:14.371	109.9	4	2:21.905	118.0
28	NUNO ROCHA OLIVEIRA B	NUNO ROCHA OLIVEIRA						FORD ESCORT RS 2000	GRUPO	2	3	6:56.998	9 Laps	2 Laps	120.5	2	2:13.907	125.0
55	DOMINGOS MANUEL BOURBON DE SOUSA COUTINHO	DOMINGOS MANUEL						BMW 2800 CS	H71	3	2	4:39.826	10 Laps	1 Lap	119.7	2	2:12.276	126.6

Fastest lap JOAO PEDRO MACEDO SILVA in 1:59.474 at 140.2 Km/h in lap 5

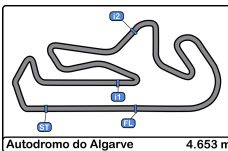
Published at:.....

Track Temp: 18.1 °C Air Temp: 17.1 °C Humidity: 88 % Track Status: DRY

Race Director:

Timekeeper:





Autodromo Int. do Algarve
CPV 1300 + CPVC
Race - 2
Provisional Results by Category



H75																		
Cls	Nº	Entrant/Team	Nat	Driver 1	Nat	Driver 2	Nat	Vehicle	Cat	Cl	Laps	Total Time	Gap	Interval	Km/h	Best	Time	Km/h
1	3	JOAO PEDRO MACEDO SIL	X	JOAO PEDRO MACEDO SILVA				PORSCHE 911 RSR	H75	1	12	27:05.315			123.6	5	1:59.474	140.2
2	2	RUI MANUEL LOPES ANJOS	X	RUI MANUEL LOPES ANJOS				FORD ESCORT RS 1600	H75	2	12	27:13.035	7.720	7.720	123.0	3	2:01.591	137.7
3	24	ANTONIO JOSÉ MOREIRA DA CUNHA SOARES	X	ANTONIO JOSÉ MOREIRA DA				FORD ESCORT RS 1600	H75	3	12	27:13.928	8.613	0.893	123.0	3	2:04.339	134.7
4	10	BRUNO CRISTÓVÃO FERNANDES DOS SANTOS	X	BRUNO CRISTÓVÃO				PORSCHE 911 RS	H75	4	12	27:21.726	16.411	7.798	122.4	3	2:06.819	132.0
5	19	CLAUDIO ESTAFANIO FERNANDES	X	CLAUDIO ESTAFANIO				PORSCHE 911 RS	H75	5	12	27:22.074	16.759	0.348	122.4	9	2:07.464	131.4
6	5	LUÍS ALEGRIA	X	LUÍS ALEGRIA				DATSUN 1200	H75	6	11	27:07.977	1 Lap	1 Lap	113.1	2	2:13.178	125.7
7	16	PEDRO BARBOSA	X	PEDRO BARBOSA				DATSUN 1200	H75	7	11	27:13.012	1 Lap	5.035	112.8	3	2:18.002	121.3

Not classified: (Requirements: 75% of number laps of leader = 9 Laps)

66		NELSON RESENDE	X	NELSON RESENDE				DATSUN 1200	H75	8	6	14:13.719	6 Laps	5 Laps	117.7	4	2:18.626	120.8
6		JOAQUIM JORGE	X	JOAQUIM JORGE				FORD ESCORT RS 1600	H75	9	5	10:20.125	7 Laps	1 Lap	135.0	5	2:02.319	136.9
20		RUI FILIPE DE CASTRO FERREIRA	X	RUI FILIPE DE CASTRO				FORD ESCORT RS 1600	H75	10	5	10:27.298	7 Laps	7.173	133.5	4	2:02.660	136.5

GRUPO 5																		
Cls	Nº	Entrant/Team	Nat	Driver 1	Nat	Driver 2	Nat	Vehicle	Cat	Cl	Laps	Total Time	Gap	Interval	Km/h	Best	Time	Km/h
1	14	JOÃO CARLOS DA FONTE	X	JOÃO CARLOS DA FONTE				FORD ESCORT RS 1600	GRUPO	1	12	27:13.283			123.0	2	2:02.561	136.6
2	67	MARCO NUNO DE LACERDA CAMPOS	X	MARCO NUNO DE LACER		SIMPLICITO DE BRITO		MAZDA CAPELLA	GRUPO	2	11	27:08.427	1 Lap	1 Lap	113.1	3	2:07.042	131.8
3	21	NUNO AUGUSTO	X	NUNO AUGUSTO		PEDRO LISBOA		FORD ESCORT MK I	GRUPO	3	11	27:19.539	1 Lap	11.112	112.3	6	2:18.738	120.7

GRUPO 1 NACIONAL																		
Cls	Nº	Entrant/Team	Nat	Driver 1	Nat	Driver 2	Nat	Vehicle	Cat	Cl	Laps	Total Time	Gap	Interval	Km/h	Best	Time	Km/h
1	35	RICARDO JORGE RODRIGUES	X	RICARDO JORGE				FORD ESCORT RS 2000	GRUPO	1	12	27:32.916			121.6	3	2:10.976	127.8
28		NUNO ROCHA OLIVEIRA B	X	NUNO ROCHA OLIVEIRA				FORD ESCORT RS 2000	GRUPO	2	3	6:56.998	9 Laps	9 Laps	120.5	2	2:13.907	125.0

LEGENDS																		
Cls	Nº	Entrant/Team	Nat	Driver 1	Nat	Driver 2	Nat	Vehicle	Cat	Cl	Laps	Total Time	Gap	Interval	Km/h	Best	Time	Km/h
1	25	JORGE MANUEL CEQUEIRA	X	JORGE MANUEL CEQUEIRA				TOYOTA STARLET 1.3 S	LEGEND	1	11	27:13.186			112.8	8	2:18.257	121.1
2	17	DUARTE NUNO FERREIRA DOS SANTOS PINTO TRINDADE	X	DUARTE NUNO FERREIRA				PEUGEOT 106 XSI	LEGEND	2	11	27:18.879	5.693	5.693	112.4	6	2:20.230	119.4
3	56	JOAO PAULO DA COSTA	X	JOAO PAULO DA COSTA				TOYOTA STARLET 1.3 S	LEGEND	3	11	27:32.285	19.099	13.406	111.5	8	2:23.057	117.0
4	47	RICARDO MANUEL HENRIQUES	X	RICARDO MANUEL				OPEL CORSA A	LEGEND	4	11	27:32.688	19.502	0.403	111.4	5	2:20.786	118.9
5	34	MONTEIROS COMPETIÇÃO	X	ANTONIO GAGO				MINI	LEGEND	5	10	27:21.347	1 Lap	1 Lap	102.0	8	2:40.319	104.4

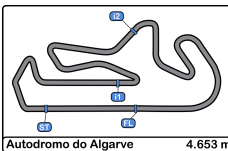
Published at:.....

Track Temp: 18.1 °C Air Temp: 17.1 °C Humidity: 88 % Track Status: DRY

Race Director:

Timekeeper:





Autodromo Int. do Algarve
CPV 1300 + CPVC
Race - 2
Provisional Results by Category



H81																		
Cls	Nº	Entrant/Team	Nat	Driver 1	Nat	Driver 2	Nat	Vehicle	Cat	Cl	Laps	Total Time	Gap	Interval	Km/h	Best	Time	Km/h
1	1	EDUARDO LUCIO PINTO		EDUARDO SANTOS		PEDRO POÇAS		PORSCHE 924	H81	1	11	27:13.500			112.8	2	2:14.867	124.2

H71																		
Cls	Nº	Entrant/Team	Nat	Driver 1	Nat	Driver 2	Nat	Vehicle	Cat	Cl	Laps	Total Time	Gap	Interval	Km/h	Best	Time	Km/h
1	7	CÂNDIDO GUILHERME		CÂNDIDO GUILHERME		NUNO ANTONIO DA CRU		DATSUN 1200	H71	1	11	27:23.843			112.0	3	2:21.391	118.4

Not classified: (Requirements: 75% of number laps of leader = 9 Laps)

50		MONTEIROS COMPETIÇOE		VITOR COSTA				LOTUS ELAN	H71	2	5	12:41.669	6 Laps	6 Laps	109.9	4	2:21.905	118.0
55		DOMINGOS MANUEL BOURBON DE SOUSA COUTINHO		DOMINGOS MANUEL				BMW 2800 CS	H71	3	2	4:39.826	9 Laps	3 Laps	119.7	2	2:12.276	126.6

DESAFIO ANPAC																		
Cls	Nº	Entrant/Team	Nat	Driver 1	Nat	Driver 2	Nat	Vehicle	Cat	Cl	Laps	Total Time	Gap	Interval	Km/h	Best	Time	Km/h
1	52	PEDRO TEIXEIRA		PEDRO TEIXEIRA				FIAT PUNTO 85 SPORT	DESAFI	1	11	28:01.838			109.5	3	2:28.985	112.4
2	41	ANTONIO ALEXANDRE		ANTONIO ALEXANDRE				FIAT PUNTO 85 SPORT	DESAFI	2	10	27:17.929	1 Lap	1 Lap	102.2	2	2:35.603	107.6

H71/TAÇA 1000																		
Cls	Nº	Entrant/Team	Nat	Driver 1	Nat	Driver 2	Nat	Vehicle	Cat	Cl	Laps	Total Time	Gap	Interval	Km/h	Best	Time	Km/h
1	60	VELOSO AMARAL		VELOSO AMARAL				HILLMAN IMP	H71/TAÇ	1	9	27:13.077			92.3	6	2:50.510	98.2

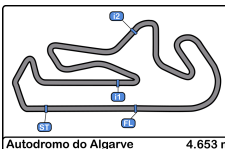
Fastest lap JOAO PEDRO MACEDO SILVA in 1:59.474 at 140.2 Km/h in lap 5

Published at:.....

Track Temp: 18.1 °C Air Temp: 17.1 °C Humidity: 88 % Track Status: DRY

Race Director:	Timekeeper:
-----------------------	--------------------





Autodromo Int. do Algarve
CPV 1300 + CPVC
Race - 2
Provisional Results by Class



Autodromo do Algarve 4.653 m.

CPVC																		
Cls	Nº	Entrant/Team	Nat	Driver 1	Nat	Driver 2	Nat	Vehicle	Cat	Cl	Laps	Total Time	Gap	Interval	Km/h	Best	Time	Km/h
1	3	JOAO PEDRO MACEDO SIL	X	JOAO PEDRO MACEDO SILVA				PORSCHE 911 RSR	CPVC	1	12	27:05.315			123.6	5	1:59.474	140.2
2	2	RUI MANUEL LOPES ANJOS	X	RUI MANUEL LOPES ANJOS				FORD ESCORT RS 1600	CPVC	2	12	27:13.035	7.720	7.720	123.0	3	2:01.591	137.7
3	14	JOÃO CARLOS DA FONTE	X	JOÃO CARLOS DA FONTE				FORD ESCORT RS 1600	CPVC	3	12	27:13.283	7.968	0.248	123.0	2	2:02.561	136.6
4	24	ANTONIO JOSÉ MOREIRA DA CUNHA SOARES	X	ANTONIO JOSÉ MOREIRA DA				FORD ESCORT RS 1600	CPVC	4	12	27:13.928	8.613	0.645	123.0	3	2:04.339	134.7
5	10	BRUNO CRISTÓVÃO FERNANDES DOS SANTOS	X	BRUNO CRISTÓVÃO				PORSCHE 911 RS	CPVC	5	12	27:21.726	16.411	7.798	122.4	3	2:06.819	132.0
6	19	CLAUDIO ESTAFANIO FERNANDES	X	CLAUDIO ESTAFANIO				PORSCHE 911 RS	CPVC	6	12	27:22.074	16.759	0.348	122.4	9	2:07.464	131.4
7	35	RICARDO JORGE RODRIGUES	X	RICARDO JORGE				FORD ESCORT RS 2000	CPVC	7	12	27:32.916	27.601	10.842	121.6	3	2:10.976	127.8
8	67	MARCO NUNO DE LACERDA CAMPOS	X	MARCO NUNO DE LACER		SIMPLICITO DE BRITO		MAZDA CAPELLA	CPVC	8	11	27:08.427	1 Lap	1 Lap	113.1	3	2:07.042	131.8
9	1	EDUARDO LUCIO PINTO	X	EDUARDO SANTOS		PEDRO POÇAS		PORSCHE 924	CPVC	9	11	27:13.500	1 Lap	5.073	112.8	2	2:14.867	124.2
10	21	NUNO AUGUSTO	X	NUNO AUGUSTO		PEDRO LISBOA		FORD ESCORT MK I	CPVC	10	11	27:19.539	1 Lap	6.039	112.3	6	2:18.738	120.7

Not classified: (Requirements: 75% of number laps of leader = 9 Laps)

6	JOAQUIM JORGE	X	JOAQUIM JORGE				FORD ESCORT RS 1600	CPVC	11	5	10:20.125	7 Laps	6 Laps	135.0	5	2:02.319	136.9
20	RUI FILIPE DE CASTRO FERREIRA	X	RUI FILIPE DE CASTRO				FORD ESCORT RS 1600	CPVC	12	5	10:27.298	7 Laps	7.173	133.5	4	2:02.660	136.5
50	MONTEIROS COMPETIÇOE	X	VITOR COSTA				LOTUS ELAN	CPVC	13	5	12:41.669	7 Laps	2:14.371	109.9	4	2:21.905	118.0
28	NUNO ROCHA OLIVEIRA B	X	NUNO ROCHA OLIVEIRA				FORD ESCORT RS 2000	CPVC	14	3	6:56.998	9 Laps	2 Laps	120.5	2	2:13.907	125.0
55	DOMINGOS MANUEL BOURBON DE SOUSA COUTINHO	X	DOMINGOS MANUEL				BMW 2800 CS	CPVC	15	2	4:39.826	10 Laps	1 Lap	119.7	2	2:12.276	126.6

CPV 1300																		
Cls	Nº	Entrant/Team	Nat	Driver 1	Nat	Driver 2	Nat	Vehicle	Cat	Cl	Laps	Total Time	Gap	Interval	Km/h	Best	Time	Km/h
1	5	LUÍS ALEGRIA	X	LUÍS ALEGRIA				DATSUN 1200	CPV 130	1	11	27:07.977			113.1	2	2:13.178	125.7
2	16	PEDRO BARBOSA	X	PEDRO BARBOSA				DATSUN 1200	CPV 130	2	11	27:13.012	5.035	5.035	112.8	3	2:18.002	121.3
3	25	JORGE MANUEL CEQUEIRA	X	JORGE MANUEL CEQUEIRA				TOYOTA STARLET 1.3 S	CPV 130	3	11	27:13.186	5.209	0.174	112.8	8	2:18.257	121.1
4	17	DUARTE NUNO FERREIRA DOS SANTOS PINTO TRINDADE	X	DUARTE NUNO FERREIRA				PEUGEOT 106 XSI	CPV 130	4	11	27:18.879	10.902	5.693	112.4	6	2:20.230	119.4
5	7	CÂNDIDO GUILHERME	X	CÂNDIDO GUILHERME		NUNO ANTONIO DA CRU		DATSUN 1200	CPV 130	5	11	27:23.843	15.866	4.964	112.0	3	2:21.391	118.4
6	56	JOAO PAULO DA COSTA	X	JOAO PAULO DA COSTA				TOYOTA STARLET 1.3 S	CPV 130	6	11	27:32.285	24.308	8.442	111.5	8	2:23.057	117.0
7	47	RICARDO MANUEL HENRIQUES	X	RICARDO MANUEL				OPEL CORSA A	CPV 130	7	11	27:32.688	24.711	0.403	111.4	5	2:20.786	118.9
8	52	PEDRO TEIXEIRA	X	PEDRO TEIXEIRA				FIAT PUNTO 85 SPORT	CPV 130	8	11	28:01.838	53.861	29.150	109.5	3	2:28.985	112.4
9	41	ANTONIO ALEXANDRE	X	ANTONIO ALEXANDRE				FIAT PUNTO 85 SPORT	CPV 130	9	10	27:17.929	1 Lap	1 Lap	102.2	2	2:35.603	107.6
10	34	MONTEIROS COMPETIÇOE	X	ANTONIO GAGO				MINI	CPV 130	10	10	27:21.347	1 Lap	3.418	102.0	8	2:40.319	104.4
11	60	VELOSO AMARAL	X	VELOSO AMARAL				HILLMAN IMP	CPV 130	11	9	27:13.077	2 Laps	1 Lap	92.3	6	2:50.510	98.2

Not classified: (Requirements: 75% of number laps of leader = 9 Laps)

66	NELSON RESENDE	X	NELSON RESENDE				DATSUN 1200	CPV 130	12	6	14:13.719	5 Laps	3 Laps	117.7	4	2:18.626	120.8
----	----------------	---	----------------	--	--	--	-------------	---------	----	---	------------------	--------	--------	-------	---	----------	-------

Fastest lap JOAO PEDRO MACEDO SILVA in 1:59.474 at 140.2 Km/h in lap 5

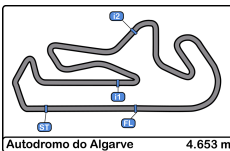
Published at:.....

Track Temp: 18.1 °C Air Temp: 17.1 °C Humidity: 88 % Track Status: DRY

Race Director:

Timekeeper:





Autodromo Int. do Algarve
 CPV 1300 + CPVC
 Race - 2
 Provisional Results by Class



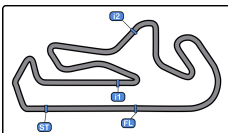
Published at:.....

Track Temp: 18.1 °C Air Temp: 17.1 °C Humidity: 88 % Track Status: DRY

Race Director:

Timekeeper:





Autodromo Int. do Algarve

CPV 1300 + CPVC

Race - 2

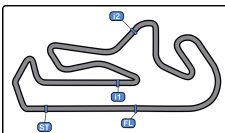
Provisional Classification by Driver Fastest Lap

Autodromo do Algarve 4.653 m.



Clas	Nº	Entrant/Team	Nat	Vehicle	Driver	Nat	Status	Cat	Clas	Laps	Best	Time	Gap	Interval	Km/h
1	3	JOAO PEDRO MACEDO SILVA	X	PORSCHE 911 RSR	JOAO PEDRO MACEDO SIL			H75	1	12	5	1:59.474			140.2
2	2	RUI MANUEL LOPES ANJOS C	X	FORD ESCORT RS 1600	RUI MANUEL LOPES ANJO			H75	2	12	3	2:01.591	2.117	2.117	137.7
3	6	JOAQUIM JORGE	X	FORD ESCORT RS 1600	JOAQUIM JORGE			H75	3	5	5	2:02.319	2.845	0.728	136.9
4	14	JOÃO CARLOS DA FONTE NO	X	FORD ESCORT RS 1600	JOÃO CARLOS DA FONTE			GRUPO	1	12	2	2:02.561	3.087	0.242	136.6
5	20	RUI FILIPE DE CASTRO FERR	X	FORD ESCORT RS 1600	RUI FILIPE DE CASTRO FE			H75	4	5	4	2:02.660	3.186	0.099	136.5
6	24	ANTONIO JOSÉ MOREIRA DA	X	FORD ESCORT RS 1600	ANTONIO JOSÉ MOREIRA			H75	5	12	3	2:04.339	4.865	1.679	134.7
7	10	BRUNO CRISTÓVÃO FERNAN	X	PORSCHE 911 RS	BRUNO CRISTÓVÃO FERN			H75	6	12	3	2:06.819	7.345	2.480	132.0
8	67	MARCO NUNO DE LACERDA C	X	MAZDA CAPELLA	NUNO DE LACERDA - DE B			GRUPO	2	11	3	2:07.042	7.568	0.223	131.8
9	19	CLAUDIO ESTAFANIO FERNA	X	PORSCHE 911 RS	CLAUDIO ESTAFANIO FER			H75	7	12	9	2:07.464	7.990	0.422	131.4
10	35	RICARDO JORGE RODRIGUES	X	FORD ESCORT RS 2000	RICARDO JORGE RODRIGU			GRUPO	1	12	3	2:10.976	11.502	3.512	127.8
11	55	DOMINGOS MANUEL BOURBO	X	BMW 2800 CS	DOMINGOS MANUEL BOUR			H71	1	2	2	2:12.276	12.802	1.300	126.6
12	5	LUÍS ALEGRIA	X	DATSUN 1200	LUÍS ALEGRIA			H75	8	11	2	2:13.178	13.704	0.902	125.7
13	28	NUNO ROCHA OLIVEIRA BRE	X	FORD ESCORT RS 2000	NUNO ROCHA OLIVEIRA B			GRUPO	2	3	2	2:13.907	14.433	0.729	125.0
14	1	EDUARDO LUCIO PINTO SANT	X	PORSCHE 924	SANTOS - POCAS			H81	1	11	2	2:14.867	15.393	0.960	124.2
15	16	PEDRO BARBOSA	X	DATSUN 1200	PEDRO BARBOSA			H75	9	11	3	2:18.002	18.528	3.135	121.3
16	25	JORGE MANUEL CEQUEIRA M	X	TOYOTA STARLET 1.3 S	JORGE MANUEL CEQUEIR			LEGEN	1	11	8	2:18.257	18.783	0.255	121.1
17	66	NELSON RESENDE	X	DATSUN 1200	NELSON RESENDE			H75	10	6	4	2:18.626	19.152	0.369	120.8
18	21	NUNO AUGUSTO	X	FORD ESCORT MK I	AUGUSTO - LISBOA			GRUPO	3	11	6	2:18.738	19.264	0.112	120.7
19	17	DUARTE NUNO FERREIRA DO	X	PEUGEOT 106 XSI	DUARTE NUNO FERREIRA			LEGEN	2	11	6	2:20.230	20.756	1.492	119.4
20	47	RICARDO MANUEL HENRIQUE	X	OPEL CORSA A	RICARDO MANUEL HENRIQ			LEGEN	3	11	5	2:20.786	21.312	0.556	118.9
21	7	CÂNDIDO GUILHERME MONTE	X	DATSUN 1200	GUILHERME MONTEIRO - A			H71	2	11	3	2:21.391	21.917	0.605	118.4
22	50	MONTEIROS COMPETICOES	X	LOTUS ELAN	VITOR COSTA			H71	3	5	4	2:21.905	22.431	0.514	118.0
23	56	JOAO PAULO DA COSTA ARA	X	TOYOTA STARLET 1.3 S	JOAO PAULO DA COSTA A			LEGEN	4	11	8	2:23.057	23.583	1.152	117.0
24	52	PEDRO TEIXEIRA	X	FIAT PUNTO 85 SPORT	PEDRO TEIXEIRA			DESAFI	1	11	3	2:28.985	29.511	5.928	112.4
25	41	ANTONIO ALEXANDRE MACE	X	FIAT PUNTO 85 SPORT	ANTONIO ALEXANDRE MA			DESAFI	2	10	2	2:35.603	36.129	6.618	107.6
26	34	MONTEIROS COMPETIÇÕES	X	MINI	ANTONIO GAGO			LEGEN	5	10	8	2:40.319	40.845	4.716	104.4
27	60	VELOSO AMARAL	X	HILLMAN IMP	VELOSO AMARAL			H71/TA	1	9	6	2:50.510	51.036	10.191	98.2





Autodromo Int. do Algarve

CPV 1300 + CPVC

Race - 2

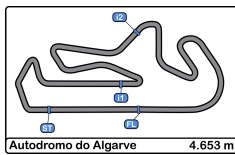
Distance and Speed Average

Autodromo do Algarve 4.653 m.



Cls	Nº	Entrant/Team	Nat	Driver 1	Nat	Driver 2	Nat	Vehicle	Cat	Cls	Laps	Distance	Total Time	Km/h
1	3	JOAO PEDRO MACEDO SILVA	X	JOAO PEDRO MACEDO SILVA				PORSCHE 911 RSR	H75	1	12	55.83	27:05.315	123.6
2	2	RUI MANUEL LOPES ANJOS COSTA	X	RUI MANUEL LOPES ANJOS				FORD ESCORT RS 1600	H75	2	12	55.83	27:13.035	123.0
3	14	JOÃO CARLOS DA FONTE NOV	X	JOÃO CARLOS DA FONTE NOVO				FORD ESCORT RS 1600	GRUPO	1	12	55.83	27:13.283	123.0
4	24	ANTONIO JOSÉ MOREIRA DA CUNHA SOARES	X	ANTONIO JOSÉ MOREIRA DA				FORD ESCORT RS 1600	H75	3	12	55.83	27:13.928	123.0
5	10	BRUNO CRISTÓVÃO FERNANDES DOS SANTOS	X	BRUNO CRISTÓVÃO FERNANDES				PORSCHE 911 RS	H75	4	12	55.83	27:21.726	122.4
6	19	CLAUDIO ESTAFANIO FERNANDES VIEIRA	X	CLAUDIO ESTAFANIO				PORSCHE 911 RS	H75	5	12	55.83	27:22.074	122.4
7	35	RICARDO JORGE RODRIGUES PEREIRA	X	RICARDO JORGE RODRIGUES				FORD ESCORT RS 2000	GRUPO	1	12	55.83	27:32.916	121.6
8	5	LUÍS ALEGRIA	X	LUÍS ALEGRIA				DATSUN 1200	H75	6	11	51.18	27:07.977	113.1
9	67	MARCO NUNO DE LACERDA CAMPOS PINTO	X	MARCO NUNO DE LACERDA		SIMPLICITO DE BRITO CAMPOS		MAZDA CAPELLA	GRUPO	2	11	51.18	27:08.427	113.1
10	16	PEDRO BARBOSA	X	PEDRO BARBOSA				DATSUN 1200	H75	7	11	51.18	27:13.012	112.8
11	25	JORGE MANUEL CEQUEIRA	X	JORGE MANUEL CEQUEIRA				TOYOTA STARLET 1.3 S	LEGEND	1	11	51.18	27:13.186	112.8
12	1	EDUARDO LUCIO PINTO SANTOS	X	EDUARDO SANTOS		PEDRO POÇAS		PORSCHE 924	H81	1	11	51.18	27:13.500	112.8
13	17	DUARTE NUNO FERREIRA DOS SANTOS PINTO TRINDADE	X	DUARTE NUNO FERREIRA DOS				PEUGEOT 106 XSI	LEGEND	2	11	51.18	27:18.879	112.4
14	21	NUNO AUGUSTO	X	NUNO AUGUSTO		PEDRO LISBOA		FORD ESCORT MK I	GRUPO	3	11	51.18	27:19.539	112.3
15	7	CÂNDIDO GUILHERME MONTEIRO	X	CÂNDIDO GUILHERME		NUNO ANTONIO DA CRUZ		DATSUN 1200	H71	1	11	51.18	27:23.843	112.0
16	56	JOAO PAULO DA COSTA ARANTES	X	JOAO PAULO DA COSTA				TOYOTA STARLET 1.3 S	LEGEND	3	11	51.18	27:32.285	111.5
17	47	RICARDO MANUEL HENRIQUES FERRÃO	X	RICARDO MANUEL HENRIQUES				OPEL CORSA A	LEGEND	4	11	51.18	27:32.688	111.4
18	52	PEDRO TEIXEIRA	X	PEDRO TEIXEIRA				FIAT PUNTO 85 SPORT	DESAFI	1	11	51.18	28:01.838	109.5
19	41	ANTONIO ALEXANDRE MACEDO	X	ANTONIO ALEXANDRE MACEDO				FIAT PUNTO 85 SPORT	DESAFI	2	10	46.53	27:17.929	102.2
20	34	MONTEIROS COMPETIÇÕES	X	ANTONIO GAGO				MINI	LEGEND	5	10	46.53	27:21.347	102.0
21	60	VELOSO AMARAL	X	VELOSO AMARAL				HILLMAN IMP	H71/TA	1	9	41.87	27:13.077	92.3
Not classified: (Requirements: 75% of number laps of leader = 9 Laps)														
66		NELSON RESENDE	X	NELSON RESENDE				DATSUN 1200	H75	8	6	27.91	14:13.719	117.7
6		JOAQUIM JORGE	X	JOAQUIM JORGE				FORD ESCORT RS 1600	H75	9	5	23.26	10:20.125	135.0
20		RUI FILIPE DE CASTRO FERREIRA ALVES	X	RUI FILIPE DE CASTRO				FORD ESCORT RS 1600	H75	10	5	23.26	10:27.298	133.5
50		MONTEIROS COMPETIÇÕES	X	VITOR COSTA				LOTUS ELAN	H71	2	5	23.26	12:41.669	109.9
28		NUNO ROCHA OLIVEIRA BREDA	X	NUNO ROCHA OLIVEIRA BREDA				FORD ESCORT RS 2000	GRUPO	2	3	13.95	6:56.998	120.5
55		DOMINGOS MANUEL BOURBON DE SOUSA COUTINHO	X	DOMINGOS MANUEL BOURBON				BMW 2800 CS	H71	3	2	09.30	4:39.826	119.7



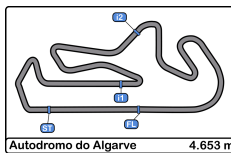


Autodromo Int. do Algarve
CPV 1300 + CPVC
Race - 2
Lap Analysis



1							5								
EDUARDO SANTOS							LUÍS ALEGRIA								
H81							H75								
PEDRO POÇAS							LUÍS ALEGRIA								
Lap	D	Time	Sector 1	Sector 2	Sector 3	T. Spd	Elapsed	Lap	D	Time	Sector 1	Sector 2	Sector 3	T. Spd	Elapsed
1		2:29.581	54.445	44.149	50.987	161.9	2:29.581	1		2:26.273	54.795	42.648	48.830	157.4	2:26.273
2		2:14.867	42.780	42.771	49.316	201.4	4:44.448	2		2:13.178	42.428	42.467	48.283	196.7	4:39.451
3		2:14.935	42.701	43.157	49.077	199.2	6:59.383	3		2:15.426	43.337	43.483	48.606	196.7	6:54.877
4		2:15.721	42.836	43.493	49.392	197.8	9:15.104	4		2:14.960	43.544	42.655	48.761	188.8	9:09.837
5		2:15.454	42.664	42.658	50.132	197.8	11:30.558	5		2:15.019	43.718	42.569	48.732	191.1	11:24.856
6		2:31.571	54.139	47.162	50.270	184.3	14:02.129	6		2:17.200	45.018	42.941	49.241	188.1	13:42.056
7		2:24.103	44.818	48.891	50.394	195.2	16:26.232	7		2:14.447	43.115	43.179	48.153	192.1	15:56.503
8		2:20.697	43.950	47.103	49.644	195.2	18:46.929	8		2:15.521	43.503	43.091	48.927	190.8	18:12.024
9		2:21.363	43.978	46.951	50.434	196.7	21:08.292	9		2:14.924	42.932	42.446	49.546	190.1	20:26.948
10		2:41.454	45.624	45.781	1:10.049	159.5	23:49.746	10		3:20.013	46.428	1:12.514	1:21.071	177.3	23:46.961
11		3:23.754	1:15.600	1:07.185	1:00.969	83.2	27:13.500	11		3:21.016	1:13.751	1:07.680	59.585	87.3	27:07.977
2							6								
RUI MANUEL LOPES ANJOS COSTA							JOAQUIM JORGE								
H75							H75								
RUI MANUEL LOPES ANJOS							JOAQUIM JORGE								
Lap	D	Time	Sector 1	Sector 2	Sector 3	T. Spd	Elapsed	Lap	D	Time	Sector 1	Sector 2	Sector 3	T. Spd	Elapsed
1		2:12.029	47.668	39.373	44.988	173.6	2:12.029	1		2:10.309	47.039	38.498	44.772	175.3	2:10.309
2		2:01.633	38.589	38.423	44.621	228.3	4:13.662	2		2:02.388	39.126	38.631	44.631	229.2	4:12.697
3		2:01.591	38.256	38.436	44.899	229.2	6:15.253	3		2:02.341	38.644	38.717	44.980	227.8	6:15.038
4		2:02.434	38.873	38.548	45.013	231.2	8:17.687	4		2:02.768	39.488	38.686	44.594	225.9	8:17.806
5		2:03.057	39.188	38.960	44.909	225.4	10:20.744	5		2:02.319	38.819	38.758	44.742	226.8	10:20.125
6		2:03.171	38.284	39.023	45.864	229.2	12:23.915	6			38.623	48.819		225.4	
7		2:04.003	39.154	39.258	45.591	223.1	14:27.918								
8		2:04.555	39.488	39.758	45.309	220.4	16:32.473								
9		2:05.594	39.223	40.440	45.931	221.3	18:38.067								
10		2:07.955	39.345	42.232	46.378	221.3	20:46.022								
11		3:02.306	46.719	55.521	1:20.066	202.2	23:48.328								
12		3:24.707	1:14.109	1:07.285	1:03.313	81.6	27:13.035								
3							7								
JOAO PEDRO MACEDO SILVA							CÂNDIDO GUILHERME MONTEIRO								
H75							H71								
JOAO PEDRO MACEDO SILVA							NUNO ANTONIO DA CÂNDIDO GUILHERME								
Lap	D	Time	Sector 1	Sector 2	Sector 3	T. Spd	Elapsed	Lap	D	Time	Sector 1	Sector 2	Sector 3	T. Spd	Elapsed
1		2:07.732	46.108	37.863	43.761	177.0	2:07.732	1		2:31.345			2:31.345		2:31.345
2		1:59.519	37.351	37.824	44.344	235.2	4:07.251	2		2:22.568			4:53.913		4:53.913
3		1:59.686	37.472	38.286	43.928	232.2	6:06.937	3		2:21.391			7:15.304		7:15.304
4		1:59.727	37.661	37.854	44.212	233.2	8:06.664	4		2:23.445			9:38.749		9:38.749
5		1:59.474	37.787	38.101	43.586	235.8	10:06.138	5		2:22.765			12:01.514		12:01.514
6		2:00.053	37.311	38.586	44.156	235.8	12:06.191	6		2:23.898			14:25.412		14:25.412
7		2:02.817	39.943	38.286	44.588	227.3	14:09.008	7		2:23.836			16:49.248		16:49.248
8		2:01.137	38.178	38.690	44.269	234.2	16:10.145	8		2:25.878			19:15.126		19:15.126
9		2:02.408	39.241	38.929	44.238	230.7	18:12.553	9		2:32.346			21:47.472		21:47.472
10		2:01.823	37.670	39.153	45.000	231.2	20:14.376	10		2:36.962			24:24.434		24:24.434
11		3:31.766	57.411	1:13.257	1:21.098	168.4	23:46.142	11		2:59.409			27:23.843		27:23.843
12		3:19.173	1:13.433	1:08.090	57.650	85.9	27:05.315								
10							10								
BRUNO CRISTÓVÃO FERNANDES DOS SANT							BRUNO CRISTÓVÃO								
H75							H75								
Lap	D	Time	Sector 1	Sector 2	Sector 3	T. Spd	Elapsed	Lap	D	Time	Sector 1	Sector 2	Sector 3	T. Spd	Elapsed
1		2:18.113	50.533	41.065	46.515	173.9	2:18.113	1		2:18.113	50.533	41.065	46.515	173.9	2:18.113
2		2:07.172	39.634	40.868	46.670	232.2	4:25.285	2		2:07.172	39.634	40.868	46.670	232.2	4:25.285
3		2:06.819	39.439	40.858	46.522	230.2	6:32.104	3		2:06.819	39.439	40.858	46.522	230.2	6:32.104
4		2:07.100	39.601	41.112	46.387	229.7	8:39.204	4		2:07.100	39.601	41.112	46.387	229.7	8:39.204
5		2:10.201	40.448	42.006	47.747	230.7	10:49.405	5		2:10.201	40.448	42.006	47.747	230.7	10:49.405
6		2:08.958	40.991	41.434	46.533	228.8	12:58.363	6		2:08.958	40.991	41.434	46.533	228.8	12:58.363
7		2:09.003	39.890	41.220	47.893	229.7	15:07.366	7		2:09.003	39.890	41.220	47.893	229.7	15:07.366
8		2:09.468	40.454	41.260	47.754	229.2	17:16.834	8		2:09.468	40.454	41.260	47.754	229.2	17:16.834
9		2:08.140	40.381	41.075	46.684	227.3	19:24.974	9		2:08.140	40.381	41.075	46.684	227.3	19:24.974
10		2:23.240	40.667	47.867	54.706	228.8	21:48.214	10		2:23.240	40.667	47.867	54.706	228.8	21:48.214
11		2:37.260	50.053	50.487	56.720	146.7	24:25.474	11		2:37.260	50.053	50.487	56.720	146.7	24:25.474
12		2:56.252	52.865	1:01.984	1:01.403	128.5	27:21.726	12		2:56.252	52.865	1:01.984	1:01.403	128.5	27:21.726





Autodromo Int. do Algarve

CPV 1300 + CPVC

Race - 2

Lap Analysis



14 JOÃO CARLOS DA FONTE NOVO FORD ESCORT RS 1600
GRUPO 5

19 CLAUDIO ESTAFANIO FERNANDES VIEIRA PORSCHE 911 RS
H75

Lap	D	Time	Sector 1	Sector 2	Sector 3	T. Spd	Elapsed
1		2:12.876	49.256	38.936	44.684	176.1	2:12.876
2		2:02.561	39.077	38.863	44.621	214.2	4:15.437
3		2:03.045	38.963	38.536	45.546	212.5	6:18.482
4		2:04.380	39.521	39.380	45.479	208.8	8:22.862
5		2:04.475	39.774	39.387	45.314	210.1	10:27.337
6		2:05.653	39.433	40.374	45.846	213.8	12:32.990
7		2:05.031	39.862	39.438	45.731	211.7	14:38.021
8		2:07.959	40.333	41.421	46.205	208.8	16:45.980
9		2:06.453	40.089	39.903	46.461	208.4	18:52.433
10		2:13.166	39.671	43.412	50.083	208.8	21:05.599
11		2:43.412	45.241	46.147	1:12.024	175.6	23:49.011
12		3:24.272	1:14.803	1:07.054	1:02.415	86.0	27:13.283

Lap	D	Time	Sector 1	Sector 2	Sector 3	T. Spd	Elapsed
1		2:19.793	50.779	41.768	47.246	178.8	2:19.793
2		2:08.612	41.003	40.635	46.974	230.7	4:28.405
3		2:07.955	40.161	40.822	46.972	225.0	6:36.360
4		2:08.853	40.511	41.216	47.126	225.9	8:45.213
5		2:08.246	40.435	40.697	47.114	224.0	10:53.459
6		2:08.265	40.240	41.115	46.910	219.0	13:01.724
7		2:09.197	40.411	41.058	47.728	219.9	15:10.921
8		2:09.931	40.451	41.209	48.271	222.2	17:20.852
9		2:07.464	40.053	40.364	47.047	221.3	19:28.316
10		2:20.333	40.650	45.235	54.448	219.0	21:48.649
11		2:37.302	50.442	50.161	56.699	145.7	24:25.951
12		2:56.123	53.205	1:01.989	1:00.929	131.2	27:22.074

16 PEDRO BARBOSA DATSUN 1200
H75

20 RUI FILIPE DE CASTRO FERREIRA ALVES FORD ESCORT RS 1600
H75

Lap	D	Time	Sector 1	Sector 2	Sector 3	T. Spd	Elapsed
1		2:32.266	56.135	45.688	50.443	158.1	2:32.266
2		2:19.596	45.232	44.359	50.005	186.2	4:51.862
3		2:18.002	44.133	44.010	49.859	185.5	7:09.864
4		2:19.256	44.247	44.354	50.655	179.4	9:29.120
5		2:18.567	44.201	44.174	50.192	178.5	11:47.687
6		2:19.266	44.522	44.199	50.545	178.2	14:06.953
7		2:19.855	45.658	44.113	50.084	179.7	16:26.808
8		2:19.435	44.622	44.578	50.235	180.0	18:46.243
9		2:18.777	43.888	44.532	50.357	183.3	21:05.020
10		2:43.594	45.477	45.950	1:12.167	169.5	23:48.614
11		3:24.398	1:14.698	1:07.043	1:02.657	84.7	27:13.012

Lap	D	Time	Sector 1	Sector 2	Sector 3	T. Spd	Elapsed
1		2:14.830	49.134	40.461	45.235	169.8	2:14.830
2		2:03.523	38.866	39.673	44.984	224.5	4:18.353
3		2:03.153	38.723	39.506	44.924	222.6	6:21.506
4		2:02.660	38.546	39.355	44.759	221.7	8:24.166
5		2:03.132	38.960	39.356	44.816	221.7	10:27.298
6			38.872			219.0	

17 DUARTE NUNO FERREIRA DOS SANTOS PEUGEOT 106 XSI
LEGENDS

21 NUNO AUGUSTO FORD ESCORT MK I
GRUPO 5

Lap	D	Time	Sector 1	Sector 2	Sector 3	T. Spd	Elapsed
1		2:36.320	57.468	46.902	51.950	164.8	2:36.320
2		2:21.232	45.117	45.093	51.022	183.9	4:57.552
3		2:23.960	46.983	45.331	51.646	182.7	7:21.512
4		2:22.328	46.159	45.078	51.091	182.7	9:43.840
5		2:21.569	45.099	45.383	51.087	181.5	12:05.409
6		2:20.230	44.924	44.918	50.388	180.6	14:25.639
7		2:20.906	45.199	44.609	51.098	184.3	16:46.545
8		2:22.147	45.336	45.501	51.310	180.9	19:08.692
9		2:32.751	46.890	48.309	57.552	180.3	21:41.443
10		2:41.461	52.778	50.949	57.734	143.4	24:22.904
11		2:55.975	52.660	1:01.933	1:01.382	143.8	27:18.879

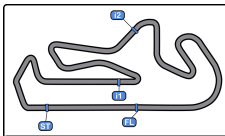
Lap	D	Time	Sector 1	Sector 2	Sector 3	T. Spd	Elapsed
1		2:38.342	58.420	47.493	52.429	167.9	2:38.342
2		2:22.207	45.760	44.935	51.512	180.6	5:00.549
3		2:20.391	44.949	44.836	50.606	184.9	7:20.940
4		2:22.862	47.679	45.064	50.119	182.4	9:43.802
5		2:20.247	45.971	43.874	50.402	189.1	12:04.049
6		2:18.738	44.346	43.993	50.399	197.4	14:22.787
7		2:29.687	45.067	43.657	1:00.963	185.5	16:52.474
8		2:22.911	46.960	45.125	50.826	173.0	19:15.385
9		2:26.679	45.603	47.105	53.971	169.5	21:42.064
10		2:41.556	53.060	51.078	57.418	140.4	24:23.620
11		2:55.919	52.810	1:01.640	1:01.469	136.5	27:19.539

24 ANTONIO JOSÉ MOREIRA DA CUNHA SO FORD ESCORT RS 1600
H75

ANTONIO JOSÉ MOREIRA DA

Lap	D	Time	Sector 1	Sector 2	Sector 3	T. Spd	Elapsed
1		2:14.338	48.376	39.772	46.190	174.7	2:14.338
2		2:04.826	38.967	39.750	46.109	224.5	4:19.164
3		2:04.339	39.037	39.469	45.833	224.0	6:23.503
4		2:05.399	39.473	40.091	45.835	223.1	8:28.902
5		2:05.646	39.587	39.752	46.307	219.5	10:34.548
6		2:06.849	39.574	40.364	46.911	220.4	12:41.397
7		2:05.495	39.388	39.781	46.326	216.8	14:46.892
8		2:05.966	40.422	39.583	45.961	220.8	16:52.858
9		2:06.508	40.598	39.212	46.698	198.1	18:59.366
10		2:26.263	39.877	41.291	1:05.095	217.3	21:25.629
11		2:31.542	50.742	47.670	53.130	136.3	23:57.171
12		3:16.757	1:09.332	1:07.730	59.695	108.9	27:13.928





Autodromo Int. do Algarve

CPV 1300 + CPVC

Race - 2

Lap Analysis



25

JORGE MANUEL CEQUEIRA MARQUES

TOYOTA STARLET 1.3 S

41

ANTONIO ALEXANDRE MACEDO COSTA

FIAT PUNTO 85 SPORT

LEGENDS

JORGE MANUEL CEQUEIRA

DESAFIO

ANTONIO ALEXANDRE MACEDO

Lap	D	Time	Sector 1	Sector 2	Sector 3	T. Spd	Elapsed	Lap	D	Time	Sector 1	Sector 2	Sector 3	T. Spd	Elapsed
1		2:31.510	55.211	45.283	51.016	150.0	2:31.510	1		2:49.621	1:04.117	49.933	55.571	142.1	2:49.621
2		2:19.278	45.343	44.270	49.665	181.2	4:50.788	2		2:35.603	50.556	49.739	55.308	157.6	5:25.224
3		2:19.869	44.886	44.554	50.429	177.3	7:10.657	3		2:37.387	50.829	50.489	56.069	154.9	8:02.611
4		2:19.677	45.102	44.914	49.661	176.7	9:30.334	4		2:38.880	51.357	51.383	56.140	152.7	10:41.491
5		2:19.167	44.871	44.423	49.873	176.4	11:49.501	5		2:38.302	51.843	50.462	55.997	155.6	13:19.793
6		2:19.361	45.201	44.510	49.650	175.0	14:08.862	6		2:37.016	51.559	50.067	55.390	153.8	15:56.809
7		2:18.422	45.005	44.091	49.326	175.8	16:27.284	7		2:37.811	51.677	50.621	55.513	155.1	18:34.620
8		2:18.257	44.444	44.641	49.172	177.0	18:45.541	8		2:52.755	51.485	56.490	1:04.780	154.0	21:27.375
9		2:22.466	44.657	46.183	51.626	175.6	21:08.007	9		2:43.648	53.869	52.617	57.162	148.9	24:11.023
10		2:41.383	45.207	45.916	1:10.260	173.0	23:49.390	10		3:06.906	57.666	1:07.431	1:01.809	141.5	27:17.929
11		3:23.796	1:14.969	1:07.102	1:01.725	89.2	27:13.186								

28

NUNO ROCHA OLIVEIRA BREDA

FORD ESCORT RS 2000

47

RICARDO MANUEL HENRIQUES FERRÃO

OPEL CORSA A

GRUPO 1

NUNO ROCHA OLIVEIRA BREDA

LEGENDS

RICARDO MANUEL HENRIQUES

Lap	D	Time	Sector 1	Sector 2	Sector 3	T. Spd	Elapsed	Lap	D	Time	Sector 1	Sector 2	Sector 3	T. Spd	Elapsed
1		2:25.021	53.579	43.019	48.423	161.4	2:25.021	1		2:38.813	59.284	47.642	51.887	163.8	2:38.813
2		2:13.907	42.249	42.879	48.779	200.7	4:38.928	2		2:22.310	45.951	45.743	50.616	181.5	5:01.123
3		2:18.070	42.790	45.432	49.848	197.0	6:56.998	3		2:21.597	45.592	45.552	50.453	184.3	7:22.720
								4		2:22.284	45.904	45.533	50.847	183.6	9:45.004
								5		2:20.786	44.625	45.395	50.766	183.0	12:05.790
								6		2:24.962	45.082	46.763	53.117	181.2	14:30.752
								7		2:30.137	47.079	47.299	55.759	177.9	17:00.889
								8		2:35.139	49.708	48.649	56.782	173.3	19:36.028
								9		2:35.091	49.149	49.389	56.553	173.9	22:11.119
								10		2:40.723	50.720	49.385	1:00.618	169.5	24:51.842
								11		2:40.846	51.196	49.723	59.927	166.1	27:32.688

34

ANTONIO GAGO

MINI

LEGENDS

MONTEIROS COMPETIÇÕES

Lap	D	Time	Sector 1	Sector 2	Sector 3	T. Spd	Elapsed	Lap	D	Time	Sector 1	Sector 2	Sector 3	T. Spd	Elapsed
1		2:54.102	1:04.902	51.522	57.678	139.7	2:54.102								
2		2:41.294	51.688	51.737	57.869	147.9	5:35.396								
3		2:41.424	52.057	51.439	57.928	145.3	8:16.820								
4		2:40.993	52.116	51.186	57.691	145.5	10:57.813								
5		2:41.597	52.427	51.619	57.551	147.9	13:39.410								
6		2:40.706	51.715	51.540	57.451	145.3	16:20.116								
7		2:40.754	51.602	51.514	57.638	145.7	19:00.870								
8		2:40.319	51.266	51.099	57.954	146.5	21:41.189								
9		2:41.413	52.000	51.580	57.833	144.5	24:22.602								
10		2:58.745	51.896	1:02.377	1:04.472	144.1	27:21.347								

35

RICARDO JORGE RODRIGUES PEREIRA

FORD ESCORT RS 2000

50

VITOR COSTA

LOTUS ELAN

GRUPO 1

RICARDO JORGE RODRIGUES

H71

MONTEIROS COMPETIÇÕES

Lap	D	Time	Sector 1	Sector 2	Sector 3	T. Spd	Elapsed	Lap	D	Time	Sector 1	Sector 2	Sector 3	T. Spd	Elapsed
1		2:37.930	57.247	46.672	54.011	155.3	2:37.930								
2		2:25.117	45.427	45.415	54.275	197.4	5:03.047								
3		2:23.351	44.651	45.956	52.744	201.4	7:26.398								
4		2:21.905	44.355	45.187	52.363	200.3	9:48.303								
5		2:53.366 P	50.618	52.735	1:10.013	152.3	12:41.669								
6					4:39.921										

52

PEDRO TEIXEIRA

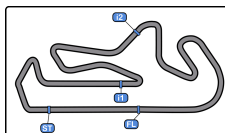
FIAT PUNTO 85 SPORT

DESAFIO

PEDRO TEIXEIRA

Lap	D	Time	Sector 1	Sector 2	Sector 3	T. Spd	Elapsed	Lap	D	Time	Sector 1	Sector 2	Sector 3	T. Spd	Elapsed
1		2:44.044	1:01.823	48.617	53.604	150.4	2:44.044	1		2:44.044	1:01.823	48.617	53.604	150.4	2:44.044
2		2:29.283	47.744	48.186	53.353	162.8	5:13.327	2		2:29.283	47.744	48.186	53.353	162.8	5:13.327
3		2:28.985	47.805	47.812	53.368	165.1	7:42.312	3		2:28.985	47.805	47.812	53.368	165.1	7:42.312
4		2:29.325	48.029	47.677	53.619	161.4	10:11.637	4		2:29.325	48.029	47.677	53.619	161.4	10:11.637
5		2:30.497	47.764	49.039	53.694	162.1	12:42.134	5		2:30.497	47.764	49.039	53.694	162.1	12:42.134
6		2:31.152	48.251	48.120	54.781	161.1	15:13.286	6		2:31.152	48.251	48.120	54.781	161.1	15:13.286
7		2:29.307	48.198	47.412	53.697	160.9	17:42.593	7		2:29.307	48.198	47.412	53.697	160.9	17:42.593
8		2:29.650	48.239	47.857	53.554	159.5	20:12.243	8		2:29.650	48.239	47.857	53.554	159.5	20:12.243
9		2:44.043	58.103	51.273	54.667	159.5	22:56.286	9		2:44.043	58.103	51.273	54.667	159.5	22:56.286
10		2:32.213	48.686	49.402	54.125	157.4	25:28.499	10		2:32.213	48.686	49.402	54.125	157.4	25:28.499
11		2:33.339	49.175	49.921	54.243	157.6	28:01.838	11		2:33.339	49.175	49.921	54.243	157.6	28:01.838





Autodromo Int. do Algarve

CPV 1300 + CPVC

Race - 2

Lap Analysis



Autodromo do Algarve 4.653 m.

55	DOMINGOS MANUEL BOURBON DE SOUSA C	BMW 2800 CS	67	MARCO NUNO DE LACERDA
H71	DOMINGOS MANUEL BOURBON	GRUPO 5	SIMPLICITO DE BRITO	MARCO NUNO DE LACERDA

Lap	D	Time	Sector 1	Sector 2	Sector 3	T. Spd	Elapsed	Lap	D	Time	Sector 1	Sector 2	Sector 3	T. Spd	Elapsed
1		2:27.550	55.862	43.009	48.679	156.0	2:27.550	1		2:23.159	52.918	41.339	48.902	167.9	2:23.159
2		2:12.276	41.662	42.812	47.802	212.1	4:39.826	2		2:09.000	40.780	40.828	47.392	216.8	4:32.159
3			41.888			213.4		3		2:07.042	40.201	40.607	46.234	221.3	6:39.201

56	JOAO PAULO DA COSTA ARANTES	TOYOTA STARLET 1.3 S	67	MARCO NUNO DE LACERDA
LEGENDS	JOAO PAULO DA COSTA	GRUPO 5	SIMPLICITO DE BRITO	MARCO NUNO DE LACERDA

Lap	D	Time	Sector 1	Sector 2	Sector 3	T. Spd	Elapsed	Lap	D	Time	Sector 1	Sector 2	Sector 3	T. Spd	Elapsed
1		2:44.214	1:01.508	49.576	53.130	148.1	2:44.214	4		2:09.247	41.027	41.237	46.983	222.2	8:48.448
2		2:27.971	47.071	47.606	53.294	174.1	5:12.185	5		2:08.000	39.607	41.733	46.660	222.2	10:56.448
3		2:26.429	46.842	47.098	52.489	171.1	7:38.614	6		2:59.825	1:29.271	43.285	47.269	220.8	13:56.273
4		2:25.473	47.211	46.709	51.553	169.5	10:04.087	7		2:12.647	41.298	42.581	48.768	218.1	16:08.920
5		2:27.198	46.640	46.817	53.741	170.3	12:31.285	8		2:12.133	42.284	41.468	48.381	213.4	18:21.053
6		2:24.466	46.611	46.342	51.513	170.8	14:55.751	9		2:11.097	41.108	42.344	47.645	215.1	20:32.150
7		2:27.509	46.444	46.088	54.977	171.1	17:23.260	10		3:15.357	43.002	1:11.269	1:21.086	211.3	23:47.507
8		2:23.057	45.608	45.828	51.621	173.3	19:46.317	11		3:20.920	1:13.878	1:07.548	59.494	83.3	27:08.427
9		2:27.802	49.101	47.526	51.175	171.1	22:14.119								
10		2:38.195	48.732	49.452	1:00.011	172.5	24:52.314								
11		2:39.971	52.308	49.208	58.455	165.3	27:32.285								

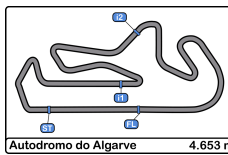
60	VELOSO AMARAL	HILLMAN IMP	67	MARCO NUNO DE LACERDA
H71/TAÇA	VELOSO AMARAL	GRUPO 5	SIMPLICITO DE BRITO	MARCO NUNO DE LACERDA

Lap	D	Time	Sector 1	Sector 2	Sector 3	T. Spd	Elapsed	Lap	D	Time	Sector 1	Sector 2	Sector 3	T. Spd	Elapsed
1		3:06.372	1:07.300	56.123	1:02.949	136.7	3:06.372								
2		2:55.604	56.850	56.897	1:01.857		6:01.976								
3		3:02.957	59.360	59.345	1:04.252		9:04.933								
4		2:59.784	58.226	56.197	1:05.361		12:04.717								
5		2:50.987	54.688	56.342	59.957	137.2	14:55.704								
6		2:50.510	54.889	55.241	1:00.380	137.0	17:46.214								
7		2:52.378	54.670	55.650	1:02.058	140.0	20:38.592								
8		3:09.117	53.816	56.657	1:18.644		23:47.709								
9		3:25.368	1:14.326	1:07.312	1:03.730	81.2	27:13.077								

66	NELSON RESENDE	DATSUN 1200	67	MARCO NUNO DE LACERDA
H75	NELSON RESENDE	GRUPO 5	SIMPLICITO DE BRITO	MARCO NUNO DE LACERDA

Lap	D	Time	Sector 1	Sector 2	Sector 3	T. Spd	Elapsed	Lap	D	Time	Sector 1	Sector 2	Sector 3	T. Spd	Elapsed
1		2:34.800	57.635	46.352	50.813	162.1	2:34.800								
2		2:20.300	45.017	44.698	50.585	181.2	4:55.100								
3		2:18.830	44.603	43.710	50.517	182.1	7:13.930								
4		2:18.626	44.717	43.099	50.810	178.5	9:32.556								
5		2:19.600	45.389	43.561	50.650	169.5	11:52.156								
6		2:21.563	45.638	43.869	52.056	180.0	14:13.719								





Autodromo Int. do Algarve

CPV 1300 + CPVC

Race - 2

Analysis by Lap



Autodromo do Algarve 4.653 m.

Num	Lap Time	Gap
Lap 1		
3	2:07.732	
6	2:10.309	02.577
2	2:12.029	04.297
14	2:12.876	05.144
24	2:14.338	06.606
20	2:14.830	07.098
10	2:18.113	10.381
19	2:19.793	12.061
35	2:21.478	13.746
67	2:23.159	15.427
28	2:25.021	17.289
5	2:26.273	18.541
55	2:27.550	19.818
1	2:29.581	21.849
7	2:31.345	23.613
25	2:31.510	23.778
16	2:32.266	24.534
66	2:34.800	27.068
17	2:36.320	28.588
50	2:37.930	30.198
21	2:38.342	30.610
47	2:38.813	31.081
52	2:44.044	36.312
56	2:44.214	36.482
41	2:49.621	41.889
34	2:54.102	46.370
60	3:06.372	58.640
Num Lap Time Gap		
Lap 2		
3	1:59.519	
6	2:02.388	05.446
2	2:01.633	06.411
14	2:02.561	08.186
20	2:03.523	11.102
24	2:04.826	11.913
10	2:07.172	18.034
19	2:08.612	21.154
67	2:09.000	24.908
35	2:11.829	26.056
28	2:13.907	31.677
5	2:13.178	32.200
55	2:12.276	32.575
1	2:14.867	37.197
25	2:19.278	43.537
16	2:19.596	44.611
7	2:22.568	46.662
66	2:20.300	47.849
17	2:21.232	50.301
21	2:22.207	53.298
47	2:22.310	53.872
50	2:25.117	55.796
56	2:27.971	1:04.934
52	2:29.283	1:06.076
41	2:35.603	1:17.973
34	2:41.294	1:28.145
60	2:55.604	1:54.725

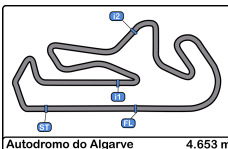
Num	Lap Time	Gap
Lap 3		
3	1:59.686	
6	2:02.341	08.101
2	2:01.591	08.316
14	2:03.045	11.545
20	2:03.153	14.569
24	2:04.339	16.566
10	2:06.819	25.167
19	2:07.955	29.423
67	2:07.042	32.264
35	2:10.976	37.346
5	2:15.426	47.940
28	2:18.070	50.061
1	2:14.935	52.446
16	2:18.002	1:02.927
25	2:19.869	1:03.720
66	2:18.830	1:06.993
7	2:21.391	1:08.367
21	2:20.391	1:14.003
17	2:23.960	1:14.575
47	2:21.597	1:15.783
50	2:23.351	1:19.461
56	2:26.429	1:31.677
52	2:28.985	1:35.375
41	2:37.387	1:55.674
Num Lap Time Gap		
Lap 4		
3	1:59.727	
34	2:41.424	1 Lap
2	2:02.434	11.023
6	2:02.768	11.142
14	2:04.380	16.198
20	2:02.660	17.502
24	2:05.399	22.238
10	2:07.100	32.540
19	2:08.853	38.549
67	2:09.247	41.784
35	2:11.586	49.205
60	3:02.957	1 Lap
5	2:14.960	1:03.173
1	2:15.721	1:08.440
16	2:19.256	1:22.456
25	2:19.677	1:23.670
66	2:18.626	1:25.892
7	2:23.445	1:32.085
21	2:22.862	1:37.138
17	2:22.328	1:37.176
47	2:22.284	1:38.340
50	2:21.905	1:41.639
56	2:25.473	1:57.423
Num Lap Time Gap		
Lap 5		
3	1:59.474	
52	2:29.325	1 Lap
6	2:02.319	13.987
2	2:03.057	14.606

Num	Lap Time	Gap
Lap 6		
3	2:00.053	
2	2:03.171	17.724
56	2:27.198	1 Lap
14	2:05.653	26.799
24	2:06.849	35.206
50	2:53.366	1 Lap
52	2:30.497	1 Lap
10	2:08.958	52.172
19	2:08.265	55.533
41	2:38.302	1 Lap
35	2:16.265	1:18.482
34	2:41.597	1 Lap
5	2:17.200	1:35.865
67	2:59.825	1:50.082
1	2:31.571	1:55.938
16	2:19.266	2:00.762
25	2:19.361	2:02.671
Num Lap Time Gap		
Lap 7		
3	2:02.817	
66	2:21.563	1 Lap
21	2:18.738	1 Lap
7	2:23.898	1 Lap
17	2:20.230	1 Lap
2	2:04.003	18.910
47	2:24.962	1 Lap
14	2:05.031	29.013
24	2:05.495	37.884
60	2:50.987	2 Laps
56	2:24.466	1 Lap
10	2:09.003	58.358
19	2:09.197	1:01.913
52	2:31.152	1 Lap
35	2:13.606	1:29.271
5	2:14.447	1:47.495
41	2:37.016	1 Lap

Num	Lap Time	Gap
Lap 8		
67	2:12.647	1:59.912
Num Lap Time Gap		
Lap 8		
3	2:01.137	
34	2:40.706	2 Laps
1	2:24.103	1 Lap
16	2:19.855	1 Lap
25	2:18.422	1 Lap
2	2:04.555	22.328
14	2:07.959	35.835
17	2:20.906	1 Lap
7	2:23.836	1 Lap
21	2:29.687	1 Lap
24	2:05.966	42.713
47	2:30.137	1 Lap
10	2:09.468	1:06.689
19	2:09.931	1:10.707
56	2:27.509	1 Lap
52	2:29.307	1 Lap
60	2:50.510	2 Laps
35	2:13.894	1:42.028
5	2:15.521	2:01.879
Num Lap Time Gap		
Lap 9		
3	2:02.408	
67	2:12.133	1 Lap
41	2:37.811	2 Laps
2	2:05.594	25.514
25	2:18.257	1 Lap
16	2:19.435	1 Lap
1	2:20.697	1 Lap
14	2:06.453	39.880
24	2:06.508	46.813
34	2:40.754	2 Laps
17	2:22.147	1 Lap
7	2:25.878	1 Lap
21	2:22.911	1 Lap
10	2:08.140	1:12.421
19	2:07.464	1:15.763
47	2:35.139	1 Lap
56	2:23.057	1 Lap
35	2:13.411	1:53.031
52	2:29.650	1 Lap
Num Lap Time Gap		
Lap 10		
3	2:01.823	
5	2:14.924	1 Lap
67	2:11.097	1 Lap
60	2:52.378	3 Laps
2	2:07.955	31.646
16	2:18.777	1 Lap
14	2:13.166	51.223
25	2:22.466	1 Lap
1	2:21.363	1 Lap
24	2:26.263	1:11.253
41	2:52.755	2 Laps

Num	Lap Time	Gap
Lap 11		
34	2:40.319	2 Laps
17	2:32.751	1 Lap
21	2:26.679	1 Lap
7	2:32.346	1 Lap
10	2:23.240	1:33.838
19	2:20.333	1:34.273
47	2:35.091	1 Lap
56	2:27.802	1 Lap
35	2:13.384	2:04.592
52	2:44.043	1 Lap
Num Lap Time Gap		
Lap 11		
3	3:31.766	
5	3:20.013	1 Lap
67	3:15.357	1 Lap
60	3:09.117	3 Laps
2	3:02.306	02.186
16	2:43.594	1 Lap
14	2:43.412	02.869
25	2:41.383	1 Lap
1	2:41.454	1 Lap
24	2:31.542	11.029
41	2:43.648	2 Laps
34	2:41.413	2 Laps
17	2:41.461	1 Lap
21	2:41.556	1 Lap
7	2:36.962	1 Lap
10	2:37.260	39.332
19	2:37.302	39.809
47	2:40.723	1 Lap
56	2:38.195	1 Lap
35	2:33.618	1:06.444
52	2:32.213	1 Lap
Num Lap Time Gap		
Lap 12		
3	3:19.173	
5	3:21.016	1 Lap
67	3:20.920	1 Lap
16	3:24.398	1 Lap
2	3:24.707	07.720
60	3:25.368	3 Laps
25	3:23.796	1 Lap
14	3:24.272	07.968
1	3:23.754	1 Lap
24	3:16.757	08.613
41	3:06.906	2 Laps
17	2:55.975	1 Lap
21	2:55.919	1 Lap
34	2:58.745	2 Laps
10	2:56.252	16.411
19	2:56.123	16.759
7	2:59.409	1 Lap
56	2:39.971	1 Lap
47	2:40.846	1 Lap
35	2:40.330	27.601
52	2:33.339	1 Lap





Autodromo Int. do Algarve

CPV 1300 + CPVC

Race - 2

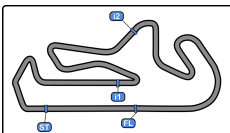
Best Sectors Results



Autodromo do Algarve 4.653 m.

Sector - 1			Sector - 2			Sector - 3			Ideal Lap vs Best Lap			
Clas	Nº Driver	Time	Nº Driver	Time	Nº Driver	Time	Clas	Nº Driver	Ideal Lap	Best Lap	Clas	
1	3 JOAO PEDRO MACEDO SIL	37.311	3 JOAO PEDRO MACEDO SIL	37.824	3 JOAO PEDRO MACEDO SIL	43.586	1	3 JOAO PEDRO MACEDO SIL	1:58.721	1:59.474	1	
2	2 RUI MANUEL LOPES ANJOS	38.256	2 RUI MANUEL LOPES ANJOS	38.423	6 JOAQUIM JORGE	44.594	2	2 RUI MANUEL LOPES ANJOS	2:01.300	2:01.591	2	
3	20 RUI FILIPE DE CASTRO	38.546	6 JOAQUIM JORGE	38.498	2 RUI MANUEL LOPES ANJOS	44.621	3	6 JOAQUIM JORGE	2:01.715	2:02.319	3	
4	6 JOAQUIM JORGE	38.623	14 JOÃO CARLOS DA FONTE N	38.536	14 JOÃO CARLOS DA FONTE N	44.621	4	14 JOÃO CARLOS DA FONTE N	2:02.120	2:02.561	4	
5	14 JOÃO CARLOS DA FONTE N	38.963	24 ANTONIO JOSÉ MOREIRA DA	39.212	20 RUI FILIPE DE CASTRO	44.759	5	20 RUI FILIPE DE CASTRO	2:02.660	2:02.660	5	
6	24 ANTONIO JOSÉ MOREIRA DA	38.967	20 RUI FILIPE DE CASTRO	39.355	24 ANTONIO JOSÉ MOREIRA DA	45.833	6	24 ANTONIO JOSÉ MOREIRA DA	2:04.012	2:04.339	6	
7	10 BRUNO CRISTÓVÃO	39.439	19 CLAUDIO ESTAFANIO	40.364	67 NUNO DE LACERDA - DE BRITO	46.234	7	67 NUNO DE LACERDA - DE BRITO	2:06.448	2:07.042	8	
8	67 NUNO DE LACERDA - DE BRITO	39.607	67 NUNO DE LACERDA - DE BRITO	40.607	10 BRUNO CRISTÓVÃO	46.387	8	10 BRUNO CRISTÓVÃO	2:06.684	2:06.819	7	
9	19 CLAUDIO ESTAFANIO	40.053	10 BRUNO CRISTÓVÃO	40.858	19 CLAUDIO ESTAFANIO	46.910	9	19 CLAUDIO ESTAFANIO	2:07.327	2:07.464	9	
10	35 RICARDO JORGE RODRIGUES	40.977	35 RICARDO JORGE RODRIGUES	41.969	35 RICARDO JORGE RODRIGUES	47.583	10	35 RICARDO JORGE RODRIGUES	2:10.529	2:10.976	10	
11	55 DOMINGOS MANUEL BOURBON	41.662	5 LUÍS ALEGRIA	42.446	55 DOMINGOS MANUEL BOURBON	47.802	11	55 DOMINGOS MANUEL BOURBON	2:12.276	2:12.276	11	
12	28 NUNO ROCHA OLIVEIRA BR	42.249	1 SANTOS - POÇAS	42.658	5 LUÍS ALEGRIA	48.153	12	5 LUÍS ALEGRIA	2:13.027	2:13.178	12	
13	5 LUÍS ALEGRIA	42.428	55 DOMINGOS MANUEL BOURBON	42.812	28 NUNO ROCHA OLIVEIRA BR	48.423	13	28 NUNO ROCHA OLIVEIRA BR	2:13.551	2:13.907	13	
14	1 SANTOS - POÇAS	42.664	28 NUNO ROCHA OLIVEIRA BR	42.879	1 SANTOS - POÇAS	49.077	14	1 SANTOS - POÇAS	2:14.399	2:14.867	14	
15	16 PEDRO BARBOSA	43.888	66 NELSON RESENDE	43.099	25 JORGE MANUEL CEQUEIRA	49.172	15	25 JORGE MANUEL CEQUEIRA	2:17.707	2:18.257	16	
16	21 AUGUSTO - LISBOA	44.346	21 AUGUSTO - LISBOA	43.657	16 PEDRO BARBOSA	49.859	16	16 PEDRO BARBOSA	2:17.757	2:18.002	15	
17	50 VITOR COSTA	44.355	16 PEDRO BARBOSA	44.010	21 AUGUSTO - LISBOA	50.119	17	21 AUGUSTO - LISBOA	2:18.122	2:18.738	18	
18	25 JORGE MANUEL CEQUEIRA	44.444	25 JORGE MANUEL CEQUEIRA	44.091	17 DUARTE NUNO FERREIRA DOS	50.388	18	66 NELSON RESENDE	2:18.219	2:18.626	17	
19	66 NELSON RESENDE	44.603	17 DUARTE NUNO FERREIRA DOS	44.609	47 RICARDO MANUEL HENRIQUES	50.453	19	17 DUARTE NUNO FERREIRA DOS	2:19.921	2:20.230	19	
20	47 RICARDO MANUEL HENRIQUES	44.625	50 VITOR COSTA	45.187	66 NELSON RESENDE	50.517	20	47 RICARDO MANUEL HENRIQUES	2:20.473	2:20.786	20	
21	17 DUARTE NUNO FERREIRA DOS	44.924	47 RICARDO MANUEL HENRIQUES	45.395	56 JOAO PAULO DA COSTA AR	51.175	21	50 VITOR COSTA	2:21.905	2:21.905	22	
22	56 JOAO PAULO DA COSTA AR	45.608	56 JOAO PAULO DA COSTA AR	45.828	50 VITOR COSTA	52.363	22	56 JOAO PAULO DA COSTA AR	2:22.611	2:23.057	23	
23	52 PEDRO TEIXEIRA	47.744	52 PEDRO TEIXEIRA	47.412	52 PEDRO TEIXEIRA	53.353	23	52 PEDRO TEIXEIRA	2:28.509	2:28.985	24	
24	41 ANTONIO ALEXANDRE MACEDO	50.556	41 ANTONIO ALEXANDRE MACEDO	49.739	41 ANTONIO ALEXANDRE MACEDO	55.308	24	41 ANTONIO ALEXANDRE MACEDO	2:35.603	2:35.603	25	
25	34 ANTONIO GAGO	51.266	34 ANTONIO GAGO	51.099	34 ANTONIO GAGO	57.451	25	34 ANTONIO GAGO	2:39.816	2:40.319	26	
26	60 VELOSO AMARAL	53.816	60 VELOSO AMARAL	55.241	60 VELOSO AMARAL	59.957	26	60 VELOSO AMARAL	2:49.014	2:50.510	27	
27	7 GUILHERME MONTEIRO -	Transpond	7 GUILHERME MONTEIRO -	Transpond	7 GUILHERME MONTEIRO -	2:31.345	27	7 GUILHERME MONTEIRO -	Transpond	2:21.391	21	





Autodromo Int. do Algarve

CPV 1300 + CPVC

Race - 2

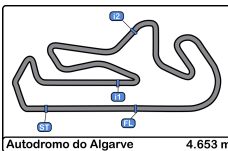
Leader Sequence

Autodromo do Algarve 4.653 m.



Nº	Entrant/Team	Nat	Driver 1	Nat	Driver 2	Nat	Vehicle	Cat	Start Lap	End Lap	Laps	Total Laps
3	JOAO PEDRO MACEDO SILVA		JOAO PEDRO MACEDO SILVA				PORSCHE 911 RSR	H75	1	12	12	12





Autodromo Int. do Algarve

CPV 1300 + CPVC

Race - 2

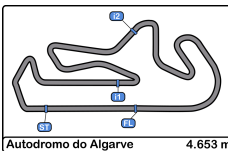
Best 5 Lap Times



Autodromo do Algarve 4.653 m.

Cl	Nº	Entrant/Team	Nat	Driver 1	Nat	Driver 2	Nat	Vehicle	Cat	Cl	Best 1		Best 2		Best 3		Best 4		Best 5	
											Time	Lap	Time	Lap	Time	Lap	Time	Lap	Time	Lap
1	3	JOAO PEDRO MACEDO S		JOAO PEDRO MACEDO SILVA				PORSCHE 911 RSR	H75	1	1:59.474	5	1:59.519	2	1:59.686	3	1:59.727	4	2:00.053	6
2	2	RUI MANUEL LOPES ANJOS		RUI MANUEL LOPES ANJOS				FORD ESCORT RS 1600	H75	2	2:01.591	3	2:01.633	2	2:02.434	4	2:03.057	5	2:03.171	6
3	6	JOAQUIM JORGE		JOAQUIM JORGE				FORD ESCORT RS 1600	H75	3	2:02.319	5	2:02.341	3	2:02.388	2	2:02.768	4	2:10.309	1
4	14	JOÃO CARLOS DA FONT		JOÃO CARLOS DA FONTE				FORD ESCORT RS 1600	GRUPO	1	2:02.561	2	2:03.045	3	2:04.380	4	2:04.475	5	2:05.031	7
5	20	RUI FILIPE DE CASTRO FERREIRA		RUI FILIPE DE CASTRO				FORD ESCORT RS 1600	H75	4	2:02.660	4	2:03.132	5	2:03.153	3	2:03.523	2	2:14.830	1
6	24	ANTONIO JOSÉ MOREIRA DA CUNHA		ANTONIO JOSÉ MOREIRA DA				FORD ESCORT RS 1600	H75	5	2:04.339	3	2:04.826	2	2:05.399	4	2:05.495	7	2:05.646	5
7	10	BRUNO CRISTÓVÃO FERNANDES DOS SANTOS		BRUNO CRISTÓVÃO				PORSCHE 911 RS	H75	6	2:06.819	3	2:07.100	4	2:07.172	2	2:08.140	9	2:08.958	6
8	67	MARCO NUNO DE LACERDA		MARCO NUNO DE LACER		SIMPLICITO DE BRITO		MAZDA CAPELLA	GRUPO	2	2:07.042	3	2:08.000	5	2:09.000	2	2:09.247	4	2:11.097	9
9	19	CLAUDIO ESTAFANIO FERNANDES		CLAUDIO ESTAFANIO				PORSCHE 911 RS	H75	7	2:07.464	9	2:07.955	3	2:08.246	5	2:08.265	6	2:08.612	2
10	35	RICARDO JORGE RODRIGUES		RICARDO JORGE RODRIGUES				FORD ESCORT RS 2000	GRUPO	1	2:10.976	3	2:11.586	4	2:11.829	2	2:12.539	5	2:13.384	10
11	55	DOMINGOS MANUEL BOURBON DE SOUSA COUTINHO		DOMINGOS MANUEL				BMW 2800 CS	H71	1	2:12.276	2	2:27.550	1						
12	5	LUÍS ALEGRIA		LUÍS ALEGRIA				DATSUN 1200	H75	8	2:13.178	2	2:14.447	7	2:14.924	9	2:14.960	4	2:15.019	5
13	28	NUNO ROCHA OLIVEIRA		NUNO ROCHA OLIVEIRA				FORD ESCORT RS 2000	GRUPO	2	2:13.907	2	2:18.070	3	2:25.021	1				
14	1	EDUARDO LUCIO PINTO		EDUARDO SANTOS		PEDRO POÇAS		PORSCHE 924	H81	1	2:14.867	2	2:14.935	3	2:15.454	5	2:15.721	4	2:20.697	8
15	16	PEDRO BARBOSA		PEDRO BARBOSA				DATSUN 1200	H75	9	2:18.002	3	2:18.567	5	2:18.777	9	2:19.256	4	2:19.266	6
16	25	JORGE MANUEL CEQUEIRA		JORGE MANUEL CEQUEIRA				TOYOTA STARLET 1.3 S	LEGEND	1	2:18.257	8	2:18.422	7	2:19.167	5	2:19.278	2	2:19.361	6
17	66	NELSON RESENDE		NELSON RESENDE				DATSUN 1200	H75	10	2:18.626	4	2:18.830	3	2:19.600	5	2:20.300	2	2:21.563	6
18	21	NUNO AUGUSTO		NUNO AUGUSTO		PEDRO LISBOA		FORD ESCORT MK I	GRUPO	3	2:18.738	6	2:20.247	5	2:20.391	3	2:22.207	2	2:22.862	4
19	17	DUARTE NUNO FERREIRA DOS SANTOS PINTO TRINDADE		DUARTE NUNO FERREIRA				PEUGEOT 106 XSI	LEGEND	2	2:20.230	6	2:20.906	7	2:21.232	2	2:21.569	5	2:22.147	8
20	47	RICARDO MANUEL HENRIQUES		RICARDO MANUEL				OPEL CORSA A	LEGEND	3	2:20.786	5	2:21.597	3	2:22.284	4	2:22.310	2	2:24.962	6
21	7	CÂNDIDO GUILHERME		CÂNDIDO GUILHERME		NUNO ANTONIO DA CRUZ		DATSUN 1200	H71	2	2:21.391	3	2:22.568	2	2:22.765	5	2:23.445	4	2:23.836	7
22	50	MONTEIROS COMPETIÇ		VITOR COSTA				LOTUS ELAN	H71	3	2:21.905	4	2:23.351	3	2:25.117	2	2:37.930	1	2:53.366	5
23	56	JOAO PAULO DA COSTA		JOAO PAULO DA COSTA				TOYOTA STARLET 1.3 S	LEGEND	4	2:23.057	8	2:24.466	6	2:25.473	4	2:26.429	3	2:27.198	5
24	52	PEDRO TEIXEIRA		PEDRO TEIXEIRA				FIAT PUNTO 85 SPORT	DESAFI	1	2:28.985	3	2:29.283	2	2:29.307	7	2:29.325	4	2:29.650	8
25	41	ANTONIO ALEXANDRE		ANTONIO ALEXANDRE				FIAT PUNTO 85 SPORT	DESAFI	2	2:35.603	2	2:37.016	6	2:37.387	3	2:37.811	7	2:38.302	5
26	34	MONTEIROS COMPETIÇ		ANTONIO GAGO				MINI	LEGEND	5	2:40.319	8	2:40.706	6	2:40.754	7	2:40.993	4	2:41.294	2
27	60	VELOSO AMARAL		VELOSO AMARAL				HILLMAN IMP	H71/TAÇ	1	2:50.510	6	2:50.987	5	2:52.378	7	2:55.604	2	2:59.784	4





Autodromo Int. do Algarve

CPV 1300 + CPVC

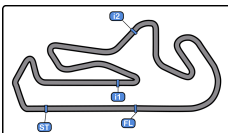
Race - 2

Best 5 Top Speeds



Cl	Nº	Entrant/Team	Nat	Driver 1	Nat	Driver 2	Nat	Vehicle	Cat	Cl	Top 1		Top 2		Top 3		Top 4		Top 5		Avg
											Km/h	Lap	Km/h	Lap	Km/h	Lap	Km/h	Lap	Km/h	Lap	
1	3	JOAO PEDRO MACEDO S		JOAO PEDRO MACEDO SILVA				PORSCHE 911 RSR	H75	1	235.8	5	235.8	6	235.2	2	234.2	8	233.2	4	234.8
2	10	BRUNO CRISTÓVÃO FERNANDES DOS SANTOS		BRUNO CRISTÓVÃO				PORSCHE 911 RS	H75	2	232.2	2	230.7	5	230.2	3	229.7	4	229.7	7	230.5
3	2	RUI MANUEL LOPES ANJOS		RUI MANUEL LOPES ANJOS				FORD ESCORT RS 1600	H75	3	231.2	4	229.2	3	229.2	6	228.3	2	225.4	5	228.7
4	19	CLAUDIO ESTAFANIO FERNANDES		CLAUDIO ESTAFANIO				PORSCHE 911 RS	H75	4	230.7	2	225.9	4	225.0	3	224.0	5	222.2	8	225.5
5	6	JOAQUIM JORGE		JOAQUIM JORGE				FORD ESCORT RS 1600	H75	5	229.2	2	227.8	3	226.8	5	225.9	4	225.4	6	227.0
6	20	RUI FILIPE DE CASTRO FERREIRA		RUI FILIPE DE CASTRO				FORD ESCORT RS 1600	H75	6	224.5	2	222.6	3	221.7	4	221.7	5	219.0	6	221.9
7	24	ANTONIO JOSÉ MOREIRA DA CUNHA SOARES		ANTONIO JOSÉ MOREIRA DA				FORD ESCORT RS 1600	H75	7	224.5	2	224.0	3	223.1	4	220.8	8	220.4	6	222.6
8	67	MARCO NUNO DE LACERDA		MARCO NUNO DE LACER		SIMPLICITO DE BRITO		MAZDA CAPELLA	GRUPO	1	222.2	4	222.2	5	221.3	3	220.8	6	218.1	7	220.9
9	14	JOÃO CARLOS DA FONT		JOÃO CARLOS DA FONTE				FORD ESCORT RS 1600	GRUPO	2	214.2	2	213.8	6	212.5	3	211.7	7	210.1	5	212.5
10	55	DOMINGOS MANUEL BOURBON DE SOUSA COUTINHO		DOMINGOS MANUEL				BMW 2800 CS	H71	1	213.4	3	212.1	2	156.0	1					193.8
11	35	RICARDO JORGE RODRIGUES		RICARDO JORGE RODRIGUES				FORD ESCORT RS 2000	GRUPO	1	206.1	2	205.3	3	203.3	4	203.0	6	202.6	9	204.0
12	1	EDUARDO LUCIO PINTO		EDUARDO SANTOS		PEDRO POÇAS		PORSCHE 924	H81	1	201.4	2	199.2	3	197.8	4	197.8	5	196.7	9	198.6
13	50	MONTEIROS COMPETIÇ		VITOR COSTA				LOTUS ELAN	H71	2	201.4	3	200.3	4	197.4	2	155.3	1	152.3	5	181.4
14	28	NUNO ROCHA OLIVEIRA		NUNO ROCHA OLIVEIRA				FORD ESCORT RS 2000	GRUPO	2	200.7	2	197.0	3	161.4	1	156.5	4			178.9
15	21	NUNO AUGUSTO		NUNO AUGUSTO		PEDRO LISBOA		FORD ESCORT MK I	GRUPO	3	197.4	6	189.1	5	185.5	7	184.9	3	182.4	4	187.9
16	5	LUÍS ALEGRIA		LUÍS ALEGRIA				DATSUN 1200	H75	8	196.7	2	196.7	3	192.1	7	191.1	5	190.8	8	193.5
17	16	PEDRO BARBOSA		PEDRO BARBOSA				DATSUN 1200	H75	9	186.2	2	185.5	3	183.3	9	180.0	8	179.7	7	182.9
18	17	DUARTE NUNO FERREIRA DOS SANTOS PINTO TRINDADE		DUARTE NUNO FERREIRA				PEUGEOT 106 XSI	LEGEND	1	184.3	7	183.9	2	182.7	3	182.7	4	181.5	5	183.0
19	47	RICARDO MANUEL HENRIQUES		RICARDO MANUEL				OPEL CORSA A	LEGEND	2	184.3	3	183.6	4	183.0	5	181.5	2	181.2	6	182.7
20	66	NELSON RESENDE		NELSON RESENDE				DATSUN 1200	H75	10	182.1	3	181.2	2	180.0	6	178.5	4	169.5	5	178.2
21	25	JORGE MANUEL CEQUEIRA		JORGE MANUEL CEQUEIRA				TOYOTA STARLET 1.3 S	LEGEND	3	181.2	2	177.3	3	177.0	8	176.7	4	176.4	5	177.7
22	56	JOAO PAULO DA COSTA		JOAO PAULO DA COSTA				TOYOTA STARLET 1.3 S	LEGEND	4	174.1	2	173.3	8	172.5	10	171.1	3	171.1	7	172.4
23	52	PEDRO TEIXEIRA		PEDRO TEIXEIRA				FIAT PUNTO 85 SPORT	DESAFI	1	165.1	3	162.8	2	162.1	5	161.4	4	161.1	6	162.5
24	41	ANTONIO ALEXANDRE		ANTONIO ALEXANDRE				FIAT PUNTO 85 SPORT	DESAFI	2	157.6	2	155.6	5	155.1	7	154.9	3	154.0	8	155.4
25	34	MONTEIROS COMPETIÇ		ANTONIO GAGO				MINI	LEGEND	5	147.9	2	147.9	5	146.5	8	145.7	7	145.5	4	146.7
26	60	VELOSO AMARAL		VELOSO AMARAL				HILLMAN IMP	H71/TAÇ	1	140.0	7	137.2	5	137.0	6	136.7	1	81.2	9	126.4





Autodromo Int. do Algarve

CPV 1300 + CPVC

Race - 2

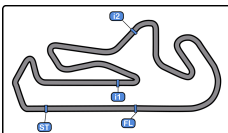
Fastest Laps Sequence

Autodromo do Algarve 4.653 m.



Lap	Time of Day	Session Time	Nº Entrant/Team	Nat	Driver 1	Nat	Driver 2	Nat	Vehicle	Cat	Time	Km/h
2	8:12:54.404	4:07.404	3 JOAO PEDRO MACEDO SILVA		JOAO PEDRO MACEDO SILVA				PORSCHE 911 RSR	H75	1:59.519	140.1
5	8:18:53.290	10:06.290	3 JOAO PEDRO MACEDO SILVA		JOAO PEDRO MACEDO SILVA				PORSCHE 911 RSR	H75	1:59.474	140.2





Autodromo Int. do Algarve

CPV 1300 + CPVC

Race - 2

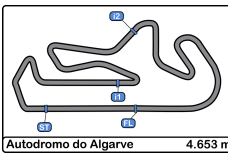
Event Best Maximum Speed

Autodromo do Algarve 4.653 m.



Nº	Entrant/Team	Nat	Driver 1	Nat	Driver 2	Nat	Vehicle	Cat	Km/h	Session
3	JOAO PEDRO MACEDO SILVA		JOAO PEDRO MACEDO SILVA				PORSCHE 911 RSR	H75	235.8	Race - 2
10	BRUNO CRISTÓVÃO FERNANDES DOS SANTOS		BRUNO CRISTÓVÃO FERNANDES				PORSCHE 911 RS	H75	232.2	Race - 2
2	RUI MANUEL LOPES ANJOS COSTA		RUI MANUEL LOPES ANJOS				FORD ESCORT RS 1600	H75	231.2	Race - 2
19	CLAUDIO ESTAFANIO FERNANDES VIEIRA		CLAUDIO ESTAFANIO				PORSCHE 911 RS	H75	230.7	Race - 2
6	JOAQUIM JORGE		JOAQUIM JORGE				FORD ESCORT RS 1600	H75	230.2	Free Practice
20	RUI FILIPE DE CASTRO FERREIRA ALVES		RUI FILIPE DE CASTRO				FORD ESCORT RS 1600	H75	226.4	Free Practice
24	ANTONIO JOSÉ MOREIRA DA CUNHA SOARES		ANTONIO JOSÉ MOREIRA DA				FORD ESCORT RS 1600	H75	226.4	Free Practice
67	MARCO NUNO DE LACERDA CAMPOS PINTO		MARCO NUNO DE LACERDA		SIMPLICITO DE BRITO CAMPOS		MAZDA CAPELLA	GRUPO	222.2	Race - 2
14	JOÃO CARLOS DA FONTE NOVO		JOÃO CARLOS DA FONTE NOVO				FORD ESCORT RS 1600	GRUPO	215.5	Free Practice
55	DOMINGOS MANUEL BOURBON DE SOUSA COUTINHO		DOMINGOS MANUEL BOURBON				BMW 2800 CS	H71	213.4	Race - 2
35	RICARDO JORGE RODRIGUES PEREIRA		RICARDO JORGE RODRIGUES				FORD ESCORT RS 2000	GRUPO	206.1	Race - 2
28	NUNO ROCHA OLIVEIRA BREDA		NUNO ROCHA OLIVEIRA BREDA				FORD ESCORT RS 2000	GRUPO	201.4	Free Practice
1	EDUARDO LUCIO PINTO SANTOS		EDUARDO SANTOS		PEDRO POÇAS		PORSCHE 924	H81	201.4	Race - 2
50	MONTEIROS COMPETIÇÕES		VITOR COSTA				LOTUS ELAN	H71	201.4	Race - 2
21	NUNO AUGUSTO		NUNO AUGUSTO		PEDRO LISBOA		FORD ESCORT MK I	GRUPO	197.4	Race - 2
5	LUÍS ALEGRIA		LUÍS ALEGRIA				DATSUN 1200	H75	196.7	Race - 2
16	PEDRO BARBOSA		PEDRO BARBOSA				DATSUN 1200	H75	186.2	Race - 2
47	RICARDO MANUEL HENRIQUES FERRÃO		RICARDO MANUEL HENRIQUES				OPEL CORSA A	LEGEND	184.3	Race - 2
17	DUARTE NUNO FERREIRA DOS SANTOS PINTO TRINDADE		DUARTE NUNO FERREIRA DOS				PEUGEOT 106 XSI	LEGEND	184.3	Race - 2
66	NELSON RESENDE		NELSON RESENDE				DATSUN 1200	H75	182.1	Race - 2
25	JORGE MANUEL CEQUEIRA		JORGE MANUEL CEQUEIRA				TOYOTA STARLET 1.3 S	LEGEND	181.2	Race - 2
31	CARLOS FERNANDO DE CARVALHO BARBOSA DA CRUZ		CARLOS FERNANDO DE				DATSUN 1200	H75	180.6	Free Practice
56	JOAO PAULO DA COSTA ARANTES		JOAO PAULO DA COSTA				TOYOTA STARLET 1.3 S	LEGEND	174.1	Race - 2
12	MIGUEL MARIA CONRADO MIGUEL		MIGUEL MARIA CONRADO				AUSTIN METRO	LEGEND	170.3	Qualifying
52	PEDRO TEIXEIRA		PEDRO TEIXEIRA				FIAT PUNTO 85 SPORT	DESAFI	167.4	Free Practice
7	CÂNDIDO GUILHERME MONTEIRO		CÂNDIDO GUILHERME		NUNO ANTONIO DA CRUZ		DATSUN 1200	H71	163.6	Free Practice
41	ANTONIO ALEXANDRE MACEDO		ANTONIO ALEXANDRE MACEDO				FIAT PUNTO 85 SPORT	DESAFI	157.6	Race - 2
34	MONTEIROS COMPETIÇÕES		ANTONIO GAGO				MINI	LEGEND	149.7	Free Practice
60	VELOSO AMARAL		VELOSO AMARAL				HILLMAN IMP	H71/TAÇ	140.0	Race - 2





Autodromo Int. do Algarve

CPV 1300 + CPVC

Race - 2

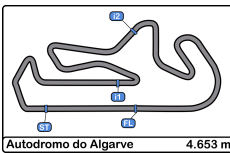
Lap Chart



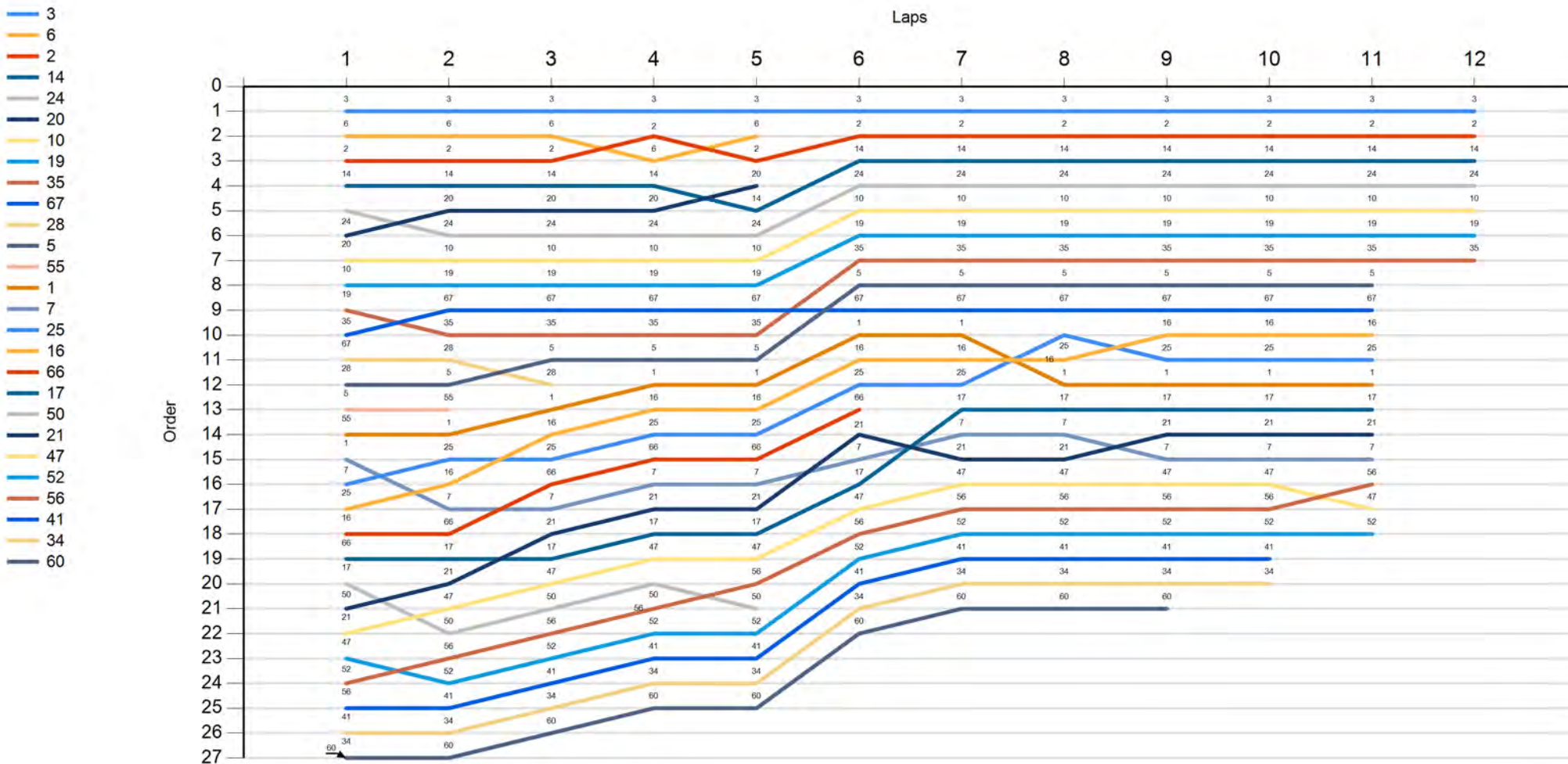
LAP

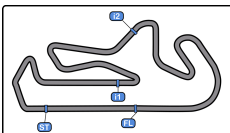
Nr	Po	1	2	3	4	5	6	7	8	9	10	11	12
3	1	3	3	3	3	3	3	3	3	3	3	3	3
6	2	6	6	6	2	6	2	2	2	2	2	2	2
2	3	2	2	2	6	2	14	14	14	14	14	14	14
14	4	14	14	14	14	20	24	24	24	24	24	24	24
24	5	24	20	20	20	14	10	10	10	10	10	10	10
20	6	20	24	24	24	24	19	19	19	19	19	19	19
10	7	10	10	10	10	10	35	35	35	35	35	35	35
19	8	19	19	19	19	19	5	5	5	5	5	5	5
35	9	35	67	67	67	67	67	67	67	67	67	67	67
67	10	67	35	35	35	35	1	1	25	16	16	16	16
28	11	28	28	5	5	5	16	16	16	25	25	25	25
5	12	5	5	28	1	1	25	25	1	1	1	1	1
55	13	55	55	1	16	16	66	17	17	17	17	17	17
1	14	1	1	16	25	25	21	7	7	21	21	21	21
7	15	7	25	25	66	66	7	21	21	7	7	7	7
25	16	25	16	66	7	7	17	47	47	47	47	47	56
16	17	16	7	7	21	21	47	56	56	56	56	56	47
66	18	66	66	21	17	17	56	52	52	52	52	52	52
17	19	17	17	17	47	47	52	41	41	41	41	41	41
50	20	50	21	47	50	56	41	34	34	34	34	34	34
21	21	21	47	50	56	50	34	60	60	60	60	60	60
47	22	47	50	56	52	52	60	60	60	60	60	60	60
52	23	52	56	52	41	41	41	41	41	41	41	41	41
56	24	56	52	41	34	34	34	34	34	34	34	34	34
41	25	41	41	34	60	60	60	60	60	60	60	60	60
34	26	34	34	60	60	60	60	60	60	60	60	60	60
60	27	60	60	60	60	60	60	60	60	60	60	60	60





Autodromo Int. do Algarve
 CPV 1300 + CPVC
 Race - 2
 Graphic Lap Chart





Autodromo Int. do Algarve

CPV 1300 + CPVC

Race - 2

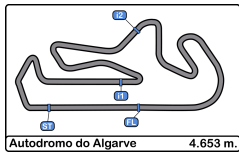
Pit Stop Analysis

Autodromo do Algarve 4.653 m.



Ord.	Nr.	In Day Time	Entrant/Team	Nat	Driver 1	Nat	Driver 2	Nat	Vehicle	Cat	In Time	Stop N°	Pit Time	Handicap	Diff.
1	50	8:21:24.543	MONTEIROS COMPETIÇÕES		VITOR COSTA				LOTUS ELAN	H71	12:37.390	1	4:01.839		

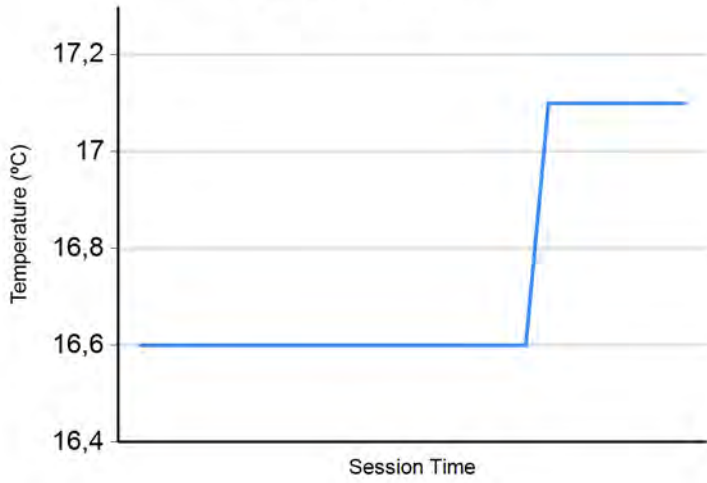




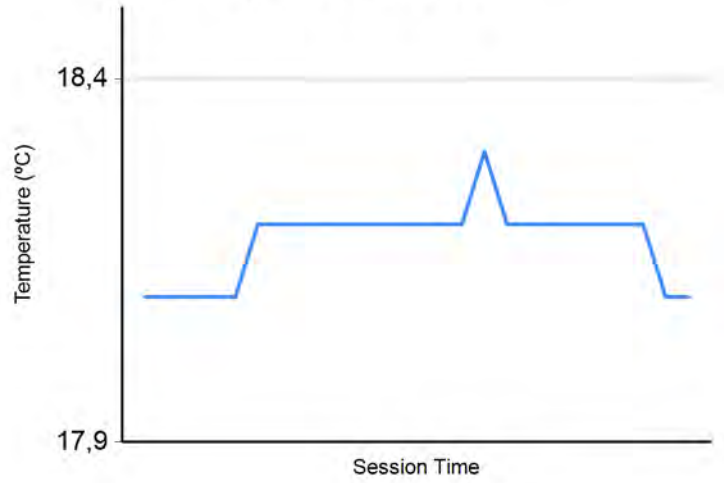
Autodromo Int. do Algarve
CPV 1300 + CPVC
Race - 2
Weather Report



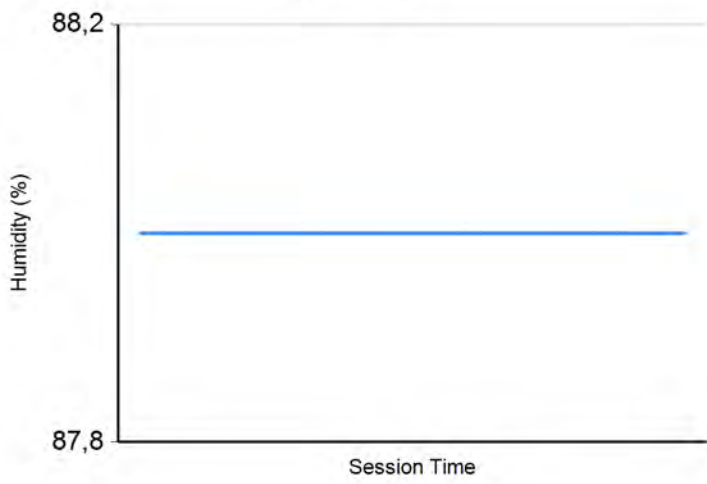
Air Temperature



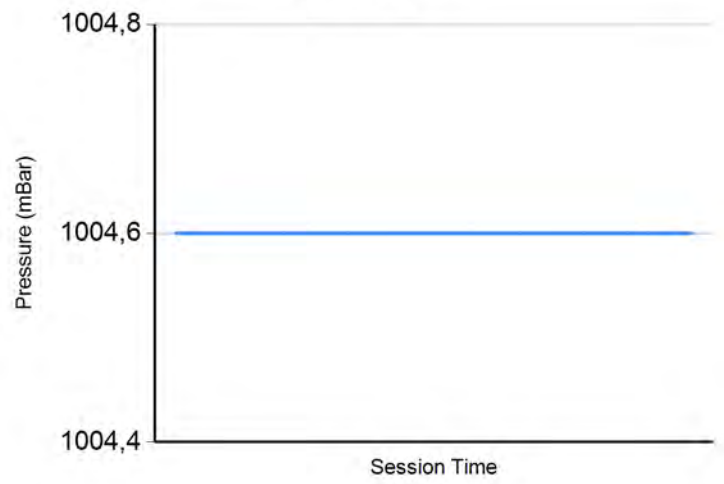
Track Temperature



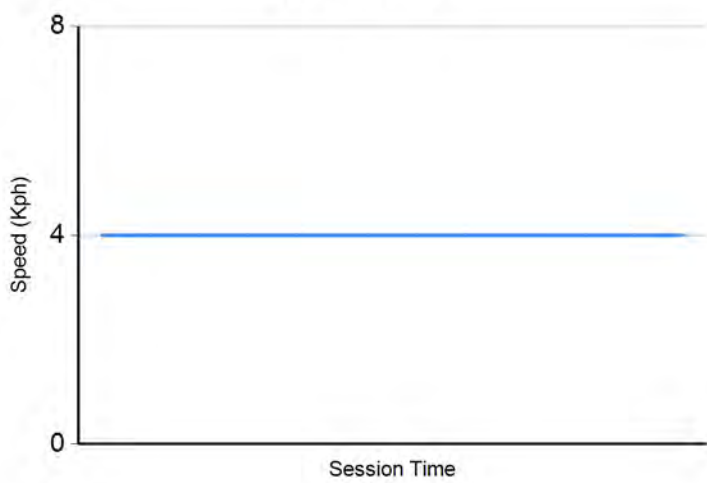
Humidity



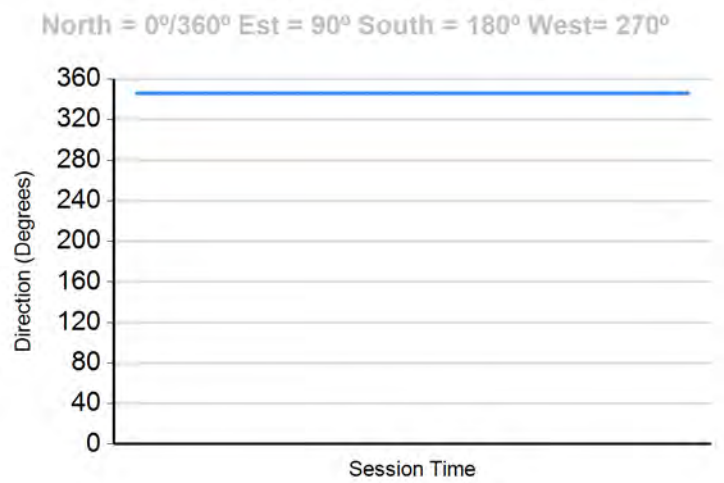
Pressure

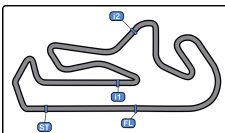


Wind Speed



Wind direction





Autodromo Int. do Algarve

CPV 1300 + CPVC

Race - 2

Final Results

Autodromo do Algarve 4.653 m.



Cls	Nº	Entrant/Team	Nat	Driver 1	Nat	Driver 2	Nat	Vehicle	Cat	Cl	Laps	Total Time	Gap	Interval	Km/h	Best	Time	Km/h
1	3	JOAO PEDRO MACEDO SIL		JOAO PEDRO MACEDO SILVA				PORSCHE 911 RSR	H75	1	12	27:05.315			123.6	5	1:59.474	140.2
2	2	RUI MANUEL LOPES ANJOS		RUI MANUEL LOPES ANJOS				FORD ESCORT RS 1600	H75	2	12	27:13.035	7.720	7.720	123.0	3	2:01.591	137.7
3	24	ANTONIO JOSÉ MOREIRA DA CUNHA SOARES		ANTONIO JOSÉ MOREIRA DA				FORD ESCORT RS 1600	H75	3	12	27:13.928	8.613	0.893	123.0	3	2:04.339	134.7
4	10	BRUNO CRISTÓVÃO FERNANDES DOS SANTOS		BRUNO CRISTÓVÃO				PORSCHE 911 RS	H75	4	12	27:21.726	16.411	7.798	122.4	3	2:06.819	132.0
5	14*	JOÃO CARLOS DA FONTE		JOÃO CARLOS DA FONTE				FORD ESCORT RS 1600	GRUPO	1	12	27:52.283	46.968	30.557	120.2	2	2:02.561	136.6
6	19*	CLAUDIO ESTAFANIO FERNANDES		CLAUDIO ESTAFANIO				PORSCHE 911 RS	H75	5	12	28:01.074	55.759	8.791	119.5	9	2:07.464	131.4
7	35*	RICARDO JORGE RODRIGUES		RICARDO JORGE				FORD ESCORT RS 2000	GRUPO	1	12	28:11.916	1:06.601	10.842	118.8	3	2:10.976	127.8
8	5	LUÍS ALEGRIA		LUÍS ALEGRIA				DATSUN 1200	H75	6	11	27:07.977	1 Lap	1 Lap	113.1	2	2:13.178	125.7
9	67	MARCO NUNO DE LACERDA CAMPOS		MARCO NUNO DE LACER		SIMPLICITO DE BRITO		MAZDA CAPELLA	GRUPO	2	11	27:08.427	1 Lap	0.450	113.1	3	2:07.042	131.8
10	16	PEDRO BARBOSA		PEDRO BARBOSA				DATSUN 1200	H75	7	11	27:13.012	1 Lap	4.585	112.8	3	2:18.002	121.3
11	25	JORGE MANUEL CEQUEIRA		JORGE MANUEL CEQUEIRA				TOYOTA STARLET 1.3 S	LEGEND	1	11	27:13.186	1 Lap	0.174	112.8	8	2:18.257	121.1
12	1	EDUARDO LUCIO PINTO		EDUARDO SANTOS		PEDRO POÇAS		PORSCHE 924	H81	1	11	27:13.500	1 Lap	0.314	112.8	2	2:14.867	124.2
13	17	DUARTE NUNO FERREIRA DOS SANTOS PINTO TRINDADE		DUARTE NUNO FERREIRA				PEUGEOT 106 XSI	LEGEND	2	11	27:18.879	1 Lap	5.379	112.4	6	2:20.230	119.4
14	7	CÂNDIDO GUILHERME		CÂNDIDO GUILHERME		NUNO ANTONIO DA CRU		DATSUN 1200	H71	1	11	27:23.843	1 Lap	4.964	112.0	3	2:21.391	118.4
15	47	RICARDO MANUEL HENRIQUES		RICARDO MANUEL				OPEL CORSA A	LEGEND	3	11	27:32.688	1 Lap	8.845	111.4	5	2:20.786	118.9
16	21*	NUNO AUGUSTO		NUNO AUGUSTO		PEDRO LISBOA		FORD ESCORT MK I	GRUPO	3	11	27:58.539	1 Lap	25.851	109.7	6	2:18.738	120.7
17	52	PEDRO TEIXEIRA		PEDRO TEIXEIRA				FIAT PUNTO 85 SPORT	DESAFI	1	11	28:01.838	1 Lap	3.299	109.5	3	2:28.985	112.4
18	56*	JOAO PAULO DA COSTA		JOAO PAULO DA COSTA				TOYOTA STARLET 1.3 S	LEGEND	4	11	28:11.285	1 Lap	9.447	108.9	8	2:23.057	117.0
19	41	ANTONIO ALEXANDRE		ANTONIO ALEXANDRE				FIAT PUNTO 85 SPORT	DESAFI	2	10	27:17.929	2 Laps	1 Lap	102.2	2	2:35.603	107.6
20	34	MONTEIROS COMPETIÇÃO		ANTONIO GAGO				MINI	LEGEND	5	10	27:21.347	2 Laps	3.418	102.0	8	2:40.319	104.4
21	60	VELOSO AMARAL		VELOSO AMARAL				HILLMAN IMP	H71/TAÇ	1	9	27:13.077	3 Laps	1 Lap	92.3	6	2:50.510	98.2

Not classified: (Requirements: 75% of number laps of leader = 9 Laps)

66	NELSON RESENDE	NELSON RESENDE						DATSUN 1200	H75	8	6	14:13.719	6 Laps	3 Laps	117.7	4	2:18.626	120.8
6	JOAQUIM JORGE	JOAQUIM JORGE						FORD ESCORT RS 1600	H75	9	5	10:20.125	7 Laps	1 Lap	135.0	5	2:02.319	136.9
20	RUI FILIPE DE CASTRO FERREIRA	RUI FILIPE DE CASTRO						FORD ESCORT RS 1600	H75	10	5	10:27.298	7 Laps	7.173	133.5	4	2:02.660	136.5
50	MONTEIROS COMPETIÇÃO	VITOR COSTA						LOTUS ELAN	H71	2	5	12:41.669	7 Laps	2:14.371	109.9	4	2:21.905	118.0
28	NUNO ROCHA OLIVEIRA B	NUNO ROCHA OLIVEIRA						FORD ESCORT RS 2000	GRUPO	2	3	6:56.998	9 Laps	2 Laps	120.5	2	2:13.907	125.0
55	DOMINGOS MANUEL BOURBON DE SOUSA COUTINHO	DOMINGOS MANUEL						BMW 2800 CS	H71	3	2	4:39.826	10 Laps	1 Lap	119.7	2	2:12.276	126.6

Fastest lap JOAO PEDRO MACEDO SILVA in 1:59.474 at 140.2 Km/h in lap 5

* PENALTIES

CAR #21 29 + 10 SECONDS PENALTY STEWARDS DECISION NUMBER 23

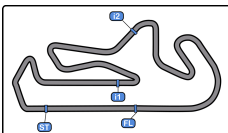
Published at:.....

Track Temp: 18.1 °C Air Temp: 17.1 °C Humidity: 88 % Track Status: DRY

Stewards:

Timekeeper:





Autodromo Int. do Algarve

CPV 1300 + CPVC

Race - 2

Final Results

Autodromo do Algarve 4.653 m.



CAR #14 29 + 10 SECONDS PENALTY STEWARDS DECISION NUMBER 21

CAR #35 29 + 10 SECONDS PENALTY STEWARDS DECISION NUMBER 22

CAR #19 29 + 10 SECONDS PENALTY STEWARDS DECISION NUMBER 24

CAR #56 29 + 10 SECONDS PENALTY STEWARDS DECISION NUMBER 25

Published at:.....

Track Temp: 18.1 °C Air Temp: 17.1 °C Humidity: 88 % Track Status: DRY

Stewards:

Timekeeper:

