

**Red Bull Ring**  
**Porsche Carrera Cup France**  
**Free Practice - 1**  
**Provisional Results**



Clas	Nº	Driver	Nat	Cat	Clas	Team	Nat	Vehicle	Laps	Best	Time	Gap	Interval	Km/h
1	98	Dorian Boccocacci	FRA	Pro	1	Forestier Racing CLRT	FRA	Porsche 911 GT3 Cup	22	18	1:31.673			169.8
2	22	Alessandro Ghiretti	FRA	Pro	2	Martinet by Alméras	FRA	Porsche 911 GT3 Cup	22	18	1:31.815	0.142	0.142	169.6
3	1	Marvin Klein	FRA	Pro	3	TFT Racing	FRA	Porsche 911 GT3 Cup	22	17	1:31.833	0.160	0.018	169.5
4	99	Benjamin Paque	BEL	Pro	4	Forestier Racing CLRT	FRA	Porsche 911 GT3 Cup	21	20	1:31.894	0.221	0.061	169.4
5	96	Zakhar Slutsii	ISR	Pro	5	Target Compétition	ITA	Porsche 911 GT3 Cup	16	10	1:32.010	0.337	0.116	169.2
6	97	Artem Slutsii	ISR	Pro	6	Target Compétition	ITA	Porsche 911 GT3 Cup	17	15	1:32.094	0.421	0.084	169.1
7	76	Louis Perrot	FRA	Pro	7	IMSA LS Group Performance	FRA	Porsche 911 GT3 Cup	23	15	1:32.208	0.535	0.114	168.8
8	5	Mathys Jaubert	FRA	Pro	8	TFT Racing	FRA	Porsche 911 GT3 Cup	18	16	1:32.461	0.788	0.253	168.4
9	27	Marlon Hernandez	FRA	Pro	9	ABM	FRA	Porsche 911 GT3 Cup	21	19	1:32.635	0.962	0.174	168.1
10	29	Louis Rousset	FRA	Pro	10	Forestier Racing CLRT	FRA	Porsche 911 GT3 Cup	18	15	1:32.661	0.988	0.026	168.0
11	77	Jérémy Sarhy	FRA	Pro	11	Racing Technology	FRA	Porsche 911 GT3 Cup	20	19	1:32.762	1.089	0.101	167.8
12	7	Jérôme Boullery	FRA	Pro-Am	1	Racing Technology	FRA	Porsche 911 GT3 Cup	22	11	1:32.763	1.090	0.001	167.8
13	2	Marc Guillot	FRA	Pro-Am	2	HERRERO Racing	FRA	Porsche 911 GT3 Cup	24	20	1:32.825	1.152	0.062	167.7
14	921	Fernando Monje	ESP	Pro	12	Martinet by Alméras	FRA	Porsche 911 GT3 Cup	22	20	1:32.841	1.168	0.016	167.7
15	74	Victor Blugeon	FRA	Pro	13	ABM	FRA	Porsche 911 GT3 Cup	20	19	1:33.234	1.561	0.393	167.0
16	89	Bashar Mardini	CAN	Pro-Am	3	Tsunami RT	ITA	Porsche 911 GT3 Cup	24	14	1:33.268	1.595	0.034	166.9
17	59	Maxence Maurice	FRA	Pro-Am	4	IMSA LS Group Performance	FRA	Porsche 911 GT3 Cup	20	6	1:33.318	1.645	0.050	166.8
18	73	Sébastien Poisson	FRA	Am	1	ABM	FRA	Porsche 911 GT3 Cup	24	18	1:33.363	1.690	0.045	166.8
19	53	Arthur Mathieu	FRA	Pro	14	Martinet by Alméras	FRA	Porsche 911 GT3 Cup	19	12	1:33.377	1.704	0.014	166.7
20	38	Sébastien Dussollet	FRA	Pro-Am	5	ABM	FRA	Porsche 911 GT3 Cup	21	13	1:33.474	1.801	0.097	166.6
21	12	Ludovic Loeul	FRA	Am	2	Porsche Lorient Racing	FRA	Porsche 911 GT3 Cup	19	6	1:33.706	2.033	0.232	166.1
22	911	Christophe Lapierre	FRA	Pro-Am	6	Martinet by Alméras	FRA	Porsche 911 GT3 Cup	23	20	1:33.821	2.148	0.115	165.9
23	56	Frédéric Ancel	FRA	Pro-Am	7	Porsche Lorient Racing	FRA	Porsche 911 GT3 Cup	20	19	1:33.938	2.265	0.117	165.7
24	66	Gilles Colombani	FRA	Am	3	Team Clairet Sport	FRA	Porsche 911 GT3 Cup	23	21	1:34.084	2.411	0.146	165.5
25	24	Alexandre Leroy	BEL	Am	4	TFT Racing	FRA	Porsche 911 GT3 Cup	22	20	1:34.197	2.524	0.113	165.3
26	49	Karim Ajlani	CHE	Am	5	ABM	FRA	Porsche 911 GT3 Cup	24	13	1:34.561	2.888	0.364	164.6
27	8	Christian Jaquillard	CHE	Am	6	Racing Technology	FRA	Porsche 911 GT3 Cup	23	20	1:35.561	3.888	1.000	162.9
28	78	Dominique Bastien	USA	Am	7	Speedlover	BEL	Porsche 911 GT3 Cup	23	19	1:36.229	4.556	0.668	161.8

**\* PENALTIES**

CARS #5 - #12 - #22 - #38 - #49 - #53 - #56 - #59 - #66 - #73 - #74 - #76 - #77 - #89 - #96 - #97 - #98 - #99 - #911 - #921 SOME LAP TIMES DELETED DUE TRACK LIMITS

Published at:.....

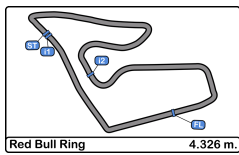
Track Temp: **33.7 °C** Air Temp: **20.0 °C** Humidity: **62 %** Track Status: **DRY**

**Race Director:**

**Timekeeper:**

*Luis Garcia*  
 JOB-1605-ESP/M





**Red Bull Ring**  
**Porsche Carrera Cup France**  
**Free Practice - 1**  
**Provisional Results by Category**



Pro														
Clas	Nº	Driver	Nat	Cat	Clas	Team	Nat	Vehicle	Laps	Best	Time	Gap	Interval	Km/h
1	98	Dorian Bocolacci	FRA	Pro	1	Forestier Racing CLRT	FRA	Porsche 911 GT3 Cup	22	18	1:31.673			169.8
2	22	Alessandro Ghiretti	FRA	Pro	2	Martinet by Alméras	FRA	Porsche 911 GT3 Cup	22	18	1:31.815	0.142	0.142	169.6
3	1	Marvin Klein	FRA	Pro	3	TFT Racing	FRA	Porsche 911 GT3 Cup	22	17	1:31.833	0.160	0.018	169.5
4	99	Benjamin Paque	BEL	Pro	4	Forestier Racing CLRT	FRA	Porsche 911 GT3 Cup	21	20	1:31.894	0.221	0.061	169.4
5	96	Zakhar Slutskii	ITA	Pro	5	Target Compétition	ITA	Porsche 911 GT3 Cup	16	10	1:32.010	0.337	0.116	169.2
6	97	Artem Slutskii	ITA	Pro	6	Target Compétition	ITA	Porsche 911 GT3 Cup	17	15	1:32.094	0.421	0.084	169.1
7	76	Louis Perrot	FRA	Pro	7	IMSA LS Group Performance	FRA	Porsche 911 GT3 Cup	23	15	1:32.208	0.535	0.114	168.8
8	5	Mathys Jaubert	FRA	Pro	8	TFT Racing	FRA	Porsche 911 GT3 Cup	18	16	1:32.461	0.788	0.253	168.4
9	27	Marlon Hernandez	FRA	Pro	9	ABM	FRA	Porsche 911 GT3 Cup	21	19	1:32.635	0.962	0.174	168.1
10	29	Louis Rousset	FRA	Pro	10	Forestier Racing CLRT	FRA	Porsche 911 GT3 Cup	18	15	1:32.661	0.988	0.026	168.0
11	77	Jérémy Sarhy	FRA	Pro	11	Racing Technology	FRA	Porsche 911 GT3 Cup	20	19	1:32.762	1.089	0.101	167.8
12	921	Fernando Monje	ESP	Pro	12	Martinet by Alméras	FRA	Porsche 911 GT3 Cup	22	20	1:32.841	1.168	0.079	167.7
13	74	Victor Blugeon	FRA	Pro	13	ABM	FRA	Porsche 911 GT3 Cup	20	19	1:33.234	1.561	0.393	167.0
14	53	Arthur Mathieu	FRA	Pro	14	Martinet by Alméras	FRA	Porsche 911 GT3 Cup	19	12	1:33.377	1.704	0.143	166.7

Pro-Am														
Clas	Nº	Driver	Nat	Cat	Clas	Team	Nat	Vehicle	Laps	Best	Time	Gap	Interval	Km/h
1	7	Jérôme Boullery	FRA	Pro-Am	1	Racing Technology	FRA	Porsche 911 GT3 Cup	22	11	1:32.763			167.8
2	2	Marc Guillot	FRA	Pro-Am	2	HERRERO Racing	FRA	Porsche 911 GT3 Cup	24	20	1:32.825	0.062	0.062	167.7
3	89	Bashar Mardini	CAN	Pro-Am	3	Tsunami RT	ITA	Porsche 911 GT3 Cup	24	14	1:33.268	0.505	0.443	166.9
4	59	Maxence Maurice	FRA	Pro-Am	4	IMSA LS Group Performance	FRA	Porsche 911 GT3 Cup	20	6	1:33.318	0.555	0.050	166.8
5	38	Sébastien Dussollet	FRA	Pro-Am	5	ABM	FRA	Porsche 911 GT3 Cup	21	13	1:33.474	0.711	0.156	166.6
6	911	Christophe Lapierre	FRA	Pro-Am	6	Martinet by Alméras	FRA	Porsche 911 GT3 Cup	23	20	1:33.821	1.058	0.347	165.9
7	56	Frédéric Ancel	FRA	Pro-Am	7	Porsche Lorient Racing	FRA	Porsche 911 GT3 Cup	20	19	1:33.938	1.175	0.117	165.7

Am														
Clas	Nº	Driver	Nat	Cat	Clas	Team	Nat	Vehicle	Laps	Best	Time	Gap	Interval	Km/h
1	73	Sébastien Poisson	FRA	Am	1	ABM	FRA	Porsche 911 GT3 Cup	24	18	1:33.363			166.8
2	12	Ludovic Loeul	FRA	Am	2	Porsche Lorient Racing	FRA	Porsche 911 GT3 Cup	19	6	1:33.706	0.343	0.343	166.1
3	66	Gilles Colombani	FRA	Am	3	Team Clairet Sport	FRA	Porsche 911 GT3 Cup	23	21	1:34.084	0.721	0.378	165.5
4	24	Alexandre Leroy	BEL	Am	4	TFT Racing	FRA	Porsche 911 GT3 Cup	22	20	1:34.197	0.834	0.113	165.3
5	49	Karim Ajlani	CHE	Am	5	ABM	FRA	Porsche 911 GT3 Cup	24	13	1:34.561	1.198	0.364	164.6
6	8	Christian Jaquillard	CHE	Am	6	Racing Technology	FRA	Porsche 911 GT3 Cup	23	20	1:35.561	2.198	1.000	162.9
7	78	Dominique Bastien	USA	Am	7	Speedlover	BEL	Porsche 911 GT3 Cup	23	19	1:36.229	2.866	0.668	161.8

**\* PENALTIES**

CARS #5 - #12 - #22 - #38 - #49 - #53 - #56 - #59 - #66 - #73 - #74 - #76 - #77 - #89 - #96 - #97 - #98 - #99 - #911 - #921 SOME LAP TIMES DELETED DUE TRACK LIMITS

Published at:.....

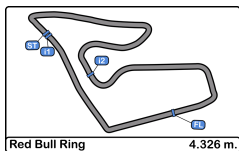
Track Temp: 33.7 °C Air Temp: 20.0 °C Humidity: 62 % Track Status: DRY

Race Director:

Timekeeper:

Luis Garcia  
 JOB-1605-ESP/M





**Red Bull Ring**  
**Porsche Carrera Cup France**  
**Free Practice - 1**  
**Provisional Results by Class**



Clas	Nº	Driver	Nat	Cat	Clas	Team	Nat	Vehicle	Laps	Best	Time	Gap	Interval	Km/h
1	98	Dorian Bocolacci	FRA			Forestier Racing CLRT	FRA	Porsche 911 GT3 Cup	22	18	1:31.673			169.8
2	22	Alessandro Ghiretti	FRA			Martinet by Alméras	FRA	Porsche 911 GT3 Cup	22	18	1:31.815	0.142	0.142	169.6
3	1	Marvin Klein	FRA			TFT Racing	FRA	Porsche 911 GT3 Cup	22	17	1:31.833	0.160	0.018	169.5
4	96	Zakhar Slutsii	ISR			Target Compétition	ITA	Porsche 911 GT3 Cup	16	10	1:32.010	0.337	0.177	169.2
5	97	Artem Slutsii	ISR			Target Compétition	ITA	Porsche 911 GT3 Cup	17	15	1:32.094	0.421	0.084	169.1
6	76	Louis Perrot	FRA			IMSA LS Group Performance	FRA	Porsche 911 GT3 Cup	23	15	1:32.208	0.535	0.114	168.8
7	77	Jérémy Sarhy	FRA			Racing Technology	FRA	Porsche 911 GT3 Cup	20	19	1:32.762	1.089	0.554	167.8
8	7	Jérôme Boullery	FRA			Racing Technology	FRA	Porsche 911 GT3 Cup	22	11	1:32.763	1.090	0.001	167.8
9	2	Marc Guillot	FRA			HERRERO Racing	FRA	Porsche 911 GT3 Cup	24	20	1:32.825	1.152	0.062	167.7
10	921	Fernando Monje	ESP			Martinet by Alméras	FRA	Porsche 911 GT3 Cup	22	20	1:32.841	1.168	0.016	167.7
11	74	Victor Blugeon	FRA			ABM	FRA	Porsche 911 GT3 Cup	20	19	1:33.234	1.561	0.393	167.0
12	89	Bashar Mardini	CAN			Tsunami RT	ITA	Porsche 911 GT3 Cup	24	14	1:33.268	1.595	0.034	166.9
13	59	Maxence Maurice	FRA			IMSA LS Group Performance	FRA	Porsche 911 GT3 Cup	20	6	1:33.318	1.645	0.050	166.8
14	73	Sébastien Poisson	FRA			ABM	FRA	Porsche 911 GT3 Cup	24	18	1:33.363	1.690	0.045	166.8
15	53	Arthur Mathieu	FRA			Martinet by Alméras	FRA	Porsche 911 GT3 Cup	19	12	1:33.377	1.704	0.014	166.7
16	38	Sébastien Dussolliet	FRA			ABM	FRA	Porsche 911 GT3 Cup	21	13	1:33.474	1.801	0.097	166.6
17	12	Ludovic Loeul	FRA			Porsche Lorient Racing	FRA	Porsche 911 GT3 Cup	19	6	1:33.706	2.033	0.232	166.1
18	911	Christophe Lapiere	FRA			Martinet by Alméras	FRA	Porsche 911 GT3 Cup	23	20	1:33.821	2.148	0.115	165.9
19	56	Frédéric Ancel	FRA			Porsche Lorient Racing	FRA	Porsche 911 GT3 Cup	20	19	1:33.938	2.265	0.117	165.7
20	66	Gilles Colombani	FRA			Team Clairet Sport	FRA	Porsche 911 GT3 Cup	23	21	1:34.084	2.411	0.146	165.5
21	24	Alexandre Leroy	BEL			TFT Racing	FRA	Porsche 911 GT3 Cup	22	20	1:34.197	2.524	0.113	165.3
22	49	Karim Ajlani	CHE			ABM	FRA	Porsche 911 GT3 Cup	24	13	1:34.561	2.888	0.364	164.6
23	8	Christian Jaquillard	CHE			Racing Technology	FRA	Porsche 911 GT3 Cup	23	20	1:35.561	3.888	1.000	162.9
24	78	Dominique Bastien	USA			Speedlover	BEL	Porsche 911 GT3 Cup	23	19	1:36.229	4.556	0.668	161.8

**Rookie**

Clas	Nº	Driver	Nat	Cat	Clas	Team	Nat	Vehicle	Laps	Best	Time	Gap	Interval	Km/h
1	99	Benjamin Paque	BEL	R	1	Forestier Racing CLRT	FRA	Porsche 911 GT3 Cup	21	20	1:31.894			169.4
2	5	Mathys Jaubert	FRA	R	2	TFT Racing	FRA	Porsche 911 GT3 Cup	18	16	1:32.461	0.567	0.567	168.4
3	27	Marlon Hernandez	FRA	R	3	ABM	FRA	Porsche 911 GT3 Cup	21	19	1:32.635	0.741	0.174	168.1
4	29	Louis Rousset	FRA	R	4	Forestier Racing CLRT	FRA	Porsche 911 GT3 Cup	18	15	1:32.661	0.767	0.026	168.0

**\* PENALTIES**

CARS #5 - #12 - #22 - #38 - #49 - #53 - #56 - #59 - #66 - #73 - #74 - #76 - #77 - #89 - #96 - #97 - #98 - #99 - #911 - #921 SOME LAP TIMES DELETED DUE TRACK LIMITS

Published at:.....

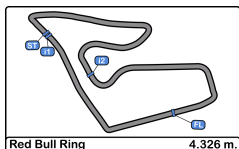
Track Temp: 33.7 °C Air Temp: 20.0 °C Humidity: 62 % Track Status: DRY

Race Director:

Timekeeper:

Luis Garcia  
 JOB-1605-ESP/M





**Red Bull Ring**  
**Porsche Carrera Cup France**  
**Free Practice - 1**



**Provisional 2 Fastest Lap Results**

Clas	Nº	Driver	Nat	Cat	Clas	Team	Nat	Vehicle	Laps	Best	Time	Gap	Interval	Km/h
1	98	Dorian Bocolacci	FRA	Pro	1	Forestier Racing CLRT	FRA	Porsche 911 GT3 Cup	22	21	1:31.902			169.8
2	22	Alessandro Ghiretti	FRA	Pro	2	Martinet by Alméras	FRA	Porsche 911 GT3 Cup	22	19	1:31.984	0.082	0.082	169.6
3	1	Marvin Klein	FRA	Pro	3	TFT Racing	FRA	Porsche 911 GT3 Cup	22	11	1:32.003	0.101	0.019	169.5
4	99	Benjamin Paque	BEL	Pro	4	Forestier Racing CLRT	FRA	Porsche 911 GT3 Cup	21	18	1:32.107	0.205	0.104	169.4
5	97	Artem Slutskii	ISR	Pro	5	Target Compétition	ITA	Porsche 911 GT3 Cup	17	10	1:32.160	0.258	0.053	169.1
6	76	Louis Perrot	FRA	Pro	6	IMSA LS Group Performance	FRA	Porsche 911 GT3 Cup	23	13	1:32.209	0.307	0.049	168.8
7	5	Mathys Jaubert	FRA	Pro	7	TFT Racing	FRA	Porsche 911 GT3 Cup	18	12	1:32.566	0.664	0.357	168.4
8	27	Marlon Hernandez	FRA	Pro	8	ABM	FRA	Porsche 911 GT3 Cup	21	17	1:32.692	0.790	0.126	168.1
9	96	Zakhar Slutskii	ISR	Pro	9	Target Compétition	ITA	Porsche 911 GT3 Cup	16	14	1:32.832	0.930	0.140	169.2
10	7	Jérôme Boullery	FRA	Pro-Am	1	Racing Technology	FRA	Porsche 911 GT3 Cup	22	19	1:32.835	0.933	0.003	167.8
11	921	Fernando Monje	ESP	Pro	10	Martinet by Alméras	FRA	Porsche 911 GT3 Cup	22	19	1:32.859	0.957	0.024	167.7
12	2	Marc Guillot	FRA	Pro-Am	2	HERRERO Racing	FRA	Porsche 911 GT3 Cup	24	19	1:32.968	1.066	0.109	167.7
13	77	Jérémy Sarhy	FRA	Pro	11	Racing Technology	FRA	Porsche 911 GT3 Cup	20	11	1:33.027	1.125	0.059	167.8
14	29	Louis Rousset	FRA	Pro	12	Forestier Racing CLRT	FRA	Porsche 911 GT3 Cup	18	9	1:33.065	1.163	0.038	168.0
15	89	Bashar Mardini	CAN	Pro-Am	3	Tsunami RT	ITA	Porsche 911 GT3 Cup	24	23	1:33.310	1.408	0.245	166.9
16	74	Victor Blugeon	FRA	Pro	13	ABM	FRA	Porsche 911 GT3 Cup	20	15	1:33.354	1.452	0.044	167.0
17	59	Maxence Maurice	FRA	Pro-Am	4	IMSA LS Group Performance	FRA	Porsche 911 GT3 Cup	20	18	1:33.462	1.560	0.108	166.8
18	38	Sébastien Dussollet	FRA	Pro-Am	5	ABM	FRA	Porsche 911 GT3 Cup	21	17	1:33.546	1.644	0.084	166.6
19	53	Arthur Mathieu	FRA	Pro	14	Martinet by Alméras	FRA	Porsche 911 GT3 Cup	19	18	1:33.547	1.645	0.001	166.7
20	73	Sébastien Poisson	FRA	Am	1	ABM	FRA	Porsche 911 GT3 Cup	24	21	1:33.623	1.721	0.076	166.8
21	12	Ludovic Loeul	FRA	Am	2	Porsche Lorient Racing	FRA	Porsche 911 GT3 Cup	19	9	1:33.814	1.912	0.191	166.1
22	911	Christophe Lapierre	FRA	Pro-Am	6	Martinet by Alméras	FRA	Porsche 911 GT3 Cup	23	13	1:33.929	2.027	0.115	165.9
23	56	Frédéric Ancel	FRA	Pro-Am	7	Porsche Lorient Racing	FRA	Porsche 911 GT3 Cup	20	13	1:34.294	2.392	0.365	165.7
24	66	Gilles Colombani	FRA	Am	3	Team Clairet Sport	FRA	Porsche 911 GT3 Cup	23	20	1:34.408	2.506	0.114	165.5
25	49	Karim Ajlani	CHE	Am	4	ABM	FRA	Porsche 911 GT3 Cup	24	19	1:34.567	2.665	0.159	164.6
26	24	Alexandre Leroy	BEL	Am	5	TFT Racing	FRA	Porsche 911 GT3 Cup	22	21	1:34.824	2.922	0.257	165.3
27	8	Christian Jaquillard	CHE	Am	6	Racing Technology	FRA	Porsche 911 GT3 Cup	23	19	1:35.720	3.818	0.896	162.9
28	78	Dominique Bastien	USA	Am	7	Speedlover	BEL	Porsche 911 GT3 Cup	23	7	1:36.328	4.426	0.608	161.8

**\* PENALTIES**

CARS #5 - #12 - #22 - #38 - #49 - #53 - #56 - #59 - #66 - #73 - #74 - #76 - #77 - #89 - #96 - #97 - #98 - #99 - #911 - #921 SOME LAP TIMES DELETED DUE TRACK LIMITS

Published at:.....

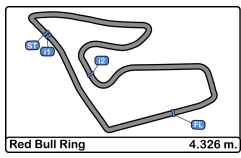
Track Temp: 33.7 °C Air Temp: 20.0 °C Humidity: 62 % Track Status: DRY

Race Director:

Timekeeper:

Luis Garcia  
 JOB-1605-ESP/M





**Red Bull Ring**  
**Porsche Carrera Cup France**  
**Free Practice - 1**  
**Lap Analysis**

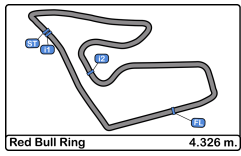


**1** Marvin Klein Porsche 911 GT3 Cup **5** Mathys Jaubert Porsche 911 GT3 Cup  
 Pro TFT Racing Pro TFT Racing

Lap	D	Time	Sector 1	Sector 2	Sector 3	T. Spd	Elapsed	Lap	D	Time	Sector 1	Sector 2	Sector 3	T. Spd	Elapsed
1		11:19:49.773	11:18:34.467	45.058	30.248	201.8	11:19:49.773	1		11:19:59.281	11:18:40.734	47.249	31.298	180.3	11:19:59.281
2		1:49.043	28.111	47.141	33.791	163.6	11:21:38.816	2		<del>1:41.455</del>	23.615	44.741	33.099	225.0	11:21:40.736
3		1:33.549	22.900	41.381	29.268	237.8	11:23:12.365	3		1:34.668	23.132	42.038	29.498	236.8	11:23:15.404
4		1:32.628	22.802	40.921	28.905	237.8	11:24:44.993	4		1:33.548	22.971	41.522	29.055	238.4	11:24:48.952
5		1:32.341	22.676	40.826	28.839	237.8	11:26:17.334	5		1:33.277	22.829	41.359	29.089	239.4	11:26:22.229
6		1:32.183	22.658	40.775	28.750	238.4	11:27:49.517	6		<del>1:33.344</del>	22.774	41.525	29.045	240.0	11:27:55.573
7		1:32.275	22.605	40.994	28.676	238.9	11:29:21.792	7		<del>1:33.117</del>	22.728	41.392	28.997	240.0	11:29:28.690
8		1:46.856 P	22.613	44.884	39.359	240.0	11:31:08.648	8		1:41.062 P	22.800	41.411	36.851	239.4	11:31:09.752
9		5:39.537	4:29.194	41.564	28.779	225.0	11:36:48.185	9		6:47.028	5:35.956	41.938	29.134	231.2	11:37:56.780
10		1:32.059	22.660	40.773	28.626	240.0	11:38:20.244	10		1:32.832	22.804	41.309	28.719	237.3	11:39:29.612
11		1:32.003	22.498	40.802	28.703	240.5	11:39:52.247	11		1:33.744	22.784	42.178	28.782	238.4	11:41:03.356
12		1:32.795	22.511	40.921	29.363	241.0	11:41:25.042	12		1:32.566	22.644	41.130	28.792	238.9	11:42:35.922
13		1:47.523 P	22.568	46.095	38.860	240.0	11:43:12.565	13		1:42.280 P	24.635	41.779	35.866	229.2	11:44:18.202
14		5:12.840	3:51.344	49.183	32.313	172.8	11:48:25.405	14		5:36.321	4:19.703	44.845	31.773	194.2	11:49:54.523
15		1:34.231	23.358	41.764	29.109	234.7	11:49:59.636	15		1:38.022	23.438	42.142	32.442	203.3	11:51:32.545
16		1:32.276	22.599	40.816	28.861	238.9	11:51:31.912	16		1:32.461	22.669	41.227	28.565	240.5	11:53:05.006
17		1:31.833	22.511	40.744	28.578	239.4	11:53:03.745	17		<del>1:32.401</del>	22.622	41.181	28.598	240.5	11:54:37.407
18		1:32.037	22.506	40.971	28.560	240.5	11:54:35.782	18		1:39.797 P	22.619	41.731	35.447	240.5	11:56:17.204
19		1:32.093	22.528	40.799	28.766	241.0	11:56:07.875	<b>7</b> Jérôme Boullery Porsche 911 GT3 Cup							
20		1:33.493	22.598	40.819	30.076	240.5	11:57:41.368	Pro-Am Racing Technology							
21		1:35.415	22.589	41.713	31.113	238.4	11:59:16.783	Lap D Time Sector 1 Sector 2 Sector 3 T. Spd Elapsed							
22		2:07.808 P	26.807	53.111	47.890	150.6	12:01:24.591	1		11:20:21.320	11:18:56.146	52.567	32.607	164.8	11:20:21.320

Lap	D	Time	Sector 1	Sector 2	Sector 3	T. Spd	Elapsed	Lap	D	Time	Sector 1	Sector 2	Sector 3	T. Spd	Elapsed
1		11:20:44.959	11:19:20.747	51.628	32.584	155.3	11:20:44.959	5		1:33.612	22.840	41.638	29.134	237.3	11:26:43.260
2		1:40.755	24.913	45.318	30.524	185.5	11:22:25.714	6		1:34.444	22.829	41.553	30.062	238.4	11:28:17.704
3		1:35.905	23.279	42.350	30.276	233.2	11:24:01.619	7		1:33.580	22.975	41.396	29.209	238.4	11:29:51.284
4		1:36.181	23.337	42.668	30.176	226.4	11:25:37.800	8		1:44.778 P	23.140	41.277	40.361	238.4	11:31:36.062
5		1:34.569	22.907	42.008	29.654	235.8	11:27:12.369	9		5:31.902	4:20.461	42.159	29.282	223.1	11:37:07.964
6		1:35.766	24.207	42.050	29.509	221.7	11:28:48.135	10		1:33.469	22.902	41.534	29.033	237.3	11:38:41.433
7		1:33.697	22.808	41.626	29.263	240.0	11:30:21.832	11		1:32.763	22.678	41.089	28.996	237.3	11:40:14.196
8		1:33.566	22.825	41.468	29.273	237.3	11:31:55.398	12		1:33.059	22.783	41.297	28.979	239.4	11:41:47.255
9		1:33.689	22.976	41.482	29.231	237.8	11:33:29.087	13		1:34.260	22.760	41.957	29.543	237.3	11:43:21.515
10		1:41.821 P	22.961	41.636	37.224	237.8	11:35:10.908	14		1:33.419	22.947	41.452	29.020	233.7	11:44:54.934
11		5:05.032	3:51.857	43.901	29.274	213.0	11:40:15.940	15		1:43.675 P	22.942	41.520	39.213	237.8	11:46:38.609
12		<del>1:33.718</del>	22.858	41.537	29.323	238.4	11:41:49.658	16		4:25.188	3:13.783	42.333	29.072	196.7	11:51:03.797
13		1:33.494	22.893	41.399	29.202	237.8	11:43:23.152	17		1:33.336	22.870	41.339	29.127	238.9	11:52:37.133
14		1:40.902	24.651	45.134	31.117	166.6	11:45:04.054	18		1:33.288	22.755	41.395	29.138	240.5	11:54:10.421
15		1:33.697	22.937	41.402	29.358	238.4	11:46:37.751	19		1:32.835	22.756	41.189	28.890	240.0	11:55:43.256
16		1:48.497	26.717	49.452	32.328	172.8	11:48:26.248	20		1:32.934	22.678	41.210	29.046	241.0	11:57:16.190
17		1:34.722	23.584	41.824	29.314	232.7	11:50:00.970	21		1:33.050	22.762	41.229	29.059	239.4	11:58:49.240
18		1:33.257	22.830	41.313	29.114	240.0	11:51:34.227	22		2:09.073 P	26.531	51.356	51.186	171.4	12:00:58.313
19		1:32.968	22.678	41.092	29.198	240.0	11:53:07.195								
20		1:32.825	22.720	41.112	28.993	240.0	11:54:40.020								
21		1:33.152	22.714	41.204	29.234	239.4	11:56:13.172								
22		1:34.034	23.313	41.375	29.346	239.4	11:57:47.206								
23		1:33.360	22.907	41.034	29.419	239.4	11:59:20.566								
24		2:10.155 P	27.001	51.458	51.696	173.6	12:01:30.721								





**Red Bull Ring**  
**Porsche Carrera Cup France**  
**Free Practice - 1**  
**Lap Analysis**



8

Christian Jaquillard

Porsche 911 GT3 Cup

22

Alessandro Ghiretti

Porsche 911 GT3 Cup

Am

Racing Technology

Pro

Martinet by Alméras

Lap	D	Time	Sector 1	Sector 2	Sector 3	T. Spd	Elapsed	Lap	D	Time	Sector 1	Sector 2	Sector 3	T. Spd	Elapsed
1		11:20:55.554	11:19:19.547	57.552	38.455	139.1	11:20:55.554	1		11:19:56.666	11:18:39.774	46.439	30.453	185.5	11:19:56.666
2		1:43.525	25.190	46.141	32.194	204.1	11:22:39.079	2		1:38.387	23.755	43.401	31.231	212.5	11:21:35.053
3		1:38.681	23.961	43.966	30.754	219.5	11:24:17.760	3		1:59.824	23.033	1:07.272	29.519	236.8	11:23:34.877
4		1:37.723	23.323	43.181	31.219	226.4	11:25:55.483	4		<del>1:33.152</del>	22.910	41.332	28.910	237.8	11:25:08.029
5		1:37.665	23.356	43.485	30.824	225.4	11:27:33.148	5		<del>1:33.037</del>	22.761	41.311	28.965	238.9	11:26:41.066
6		1:37.887	23.695	42.731	31.461	228.3	11:29:11.035	6		1:33.033	22.866	41.344	28.823	236.8	11:28:14.099
7		1:37.423	23.993	42.730	30.700	226.8	11:30:48.458	7		1:32.790	22.830	41.159	28.801	237.8	11:29:46.889
8		1:37.641	23.682	43.199	30.760	228.8	11:32:26.099	8		1:40.423 P	22.768	41.132	36.523	238.4	11:31:27.312
9		1:37.342	23.459	43.085	30.798	225.9	11:34:03.441	9		<del>1:55.400</del>	2:38.535	47.736	29.129	227.3	11:35:22.712
10		1:36.444	23.178	42.765	30.501	230.2	11:35:39.885	10		<del>1:32.864</del>	22.811	41.108	28.942	237.8	11:36:55.573
11		2:07.270 P	24.946	52.051	50.273	160.4	11:37:47.155	11		1:32.667	22.734	41.093	28.840	238.4	11:38:28.240
12		4:51.111	3:31.329	47.474	32.308	185.5	11:42:38.266	12		1:41.799 P	25.252	41.935	34.612	229.7	11:40:10.039
13		1:37.469	23.605	42.722	31.142	225.4	11:44:15.735	13		3:55.085	2:44.827	41.390	28.868	233.7	11:44:05.124
14		1:36.393	23.773	42.272	30.348	230.2	11:45:52.128	14		1:37.407 P	22.810	40.968	33.629	237.3	11:45:42.531
15		1:35.801	23.374	42.133	30.294	233.2	11:47:27.929	15		3:26.240	2:14.390	42.709	29.141	214.2	11:49:08.771
16		1:36.760	23.452	42.205	31.103	236.3	11:49:04.689	16		<del>1:32.486</del>	22.800	40.907	28.779	238.4	11:50:41.257
17		1:36.511	23.561	42.304	30.646	235.8	11:50:41.200	17		<del>1:32.452</del>	22.923	40.969	28.560	239.4	11:52:13.709
18		1:35.822	23.309	42.296	30.217	232.7	11:52:17.022	18		1:31.815	22.582	40.701	28.532	240.0	11:53:45.524
19		1:35.720	23.173	42.224	30.323	237.8	11:53:52.742	19		1:31.984	22.603	40.803	28.578	240.0	11:55:17.508
20		1:35.561	23.257	42.214	30.090	238.4	11:55:28.303	20		1:32.335	22.625	40.855	28.855	240.5	11:56:49.843
21		1:35.870	23.141	42.509	30.220	233.7	11:57:04.173	21		<del>1:32.204</del>	22.654	40.975	28.572	241.0	11:58:22.044
22		1:36.392	23.144	42.743	30.505	236.3	11:58:40.565	22		<del>1:53.607</del>	23.312	43.964	46.331	213.8	12:00:15.651
23		2:13.725 P	31.078	53.893	48.754	138.1	12:00:54.290								

12

Ludovic Loeul

Porsche 911 GT3 Cup

24

Alexandre Leroy

Porsche 911 GT3 Cup

Am

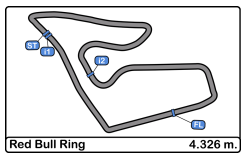
Porsche Lorient Racing

Am

TFT Racing

Lap	D	Time	Sector 1	Sector 2	Sector 3	T. Spd	Elapsed	Lap	D	Time	Sector 1	Sector 2	Sector 3	T. Spd	Elapsed
1		11:20:29.563	11:19:02.706	52.529	34.328	145.5	11:20:29.563	1		11:20:36.526	11:19:10.539	50.896	35.091	154.7	11:20:36.526
2		1:42.584	26.007	45.737	30.840	194.9	11:22:12.147	2		1:44.390	25.841	46.325	32.224	194.9	11:22:20.916
3		1:35.403	23.215	42.335	29.853	235.8	11:23:47.550	3		1:39.247	23.699	43.891	31.657	214.2	11:24:00.163
4		1:34.664	23.123	41.822	29.719	237.3	11:25:22.214	4		1:38.518	23.912	43.019	31.587	233.7	11:25:38.681
5		<del>1:34.763</del>	22.817	42.686	29.260	237.8	11:26:56.977	5		<del>1:37.447</del>	23.997	42.782	30.668	223.6	11:27:16.128
6		1:33.706	23.030	41.485	29.191	238.9	11:28:30.683	6		1:36.007	23.417	42.536	30.054	237.3	11:28:52.135
7		1:36.434	24.553	42.418	29.463	223.6	11:30:07.117	7		1:35.288	23.093	42.207	29.988	234.7	11:30:27.423
8		1:34.405	23.159	41.711	29.535	237.3	11:31:41.522	8		1:35.679	23.351	41.855	30.473	236.3	11:32:03.102
9		1:33.814	23.015	41.536	29.263	237.3	11:33:15.336	9		1:36.424	23.861	42.356	30.207	234.7	11:33:39.526
10		1:33.885	23.197	41.293	29.395	236.3	11:34:49.221	10		1:49.263 P	23.528	42.628	43.107	214.2	11:35:28.789
11		1:45.023 P	22.942	41.694	40.387	237.3	11:36:34.244	11		4:41.338	3:28.039	42.831	30.468	208.0	11:40:10.127
12		6:36.608	5:17.393	48.742	30.473	175.6	11:43:10.852	12		1:35.761	23.492	41.976	30.293	236.8	11:41:45.888
13		1:38.161	23.331	42.805	32.025	232.2	11:44:49.013	13		1:36.351	23.154	42.683	30.514	237.3	11:43:22.239
14		1:34.223	22.969	41.921	29.333	236.8	11:46:23.236	14		1:35.283	23.200	42.028	30.055	233.7	11:44:57.522
15		<del>1:34.187</del>	22.931	42.045	29.211	237.3	11:47:57.423	15		1:34.984	23.098	41.820	30.066	239.4	11:46:32.506
16		<del>1:34.602</del>	22.991	41.379	30.322	238.4	11:49:32.115	16		1:43.336 P	23.343	42.386	37.607	230.7	11:48:15.842
17		1:41.395 P	23.225	41.626	36.544	237.3	11:51:13.510	17		3:43.624	2:28.969	44.071	30.584	193.5	11:51:59.466
18		7:29.686	6:17.446	42.709	29.531	223.6	11:58:43.196	18		1:35.669	23.422	41.994	30.253	236.8	11:53:35.135
19		2:13.656 P	29.445	53.533	50.678	133.1	12:00:56.852	19		1:35.040	23.459	41.857	29.724	221.3	11:55:10.175
20								20		1:34.197	22.933	41.470	29.794	238.9	11:56:44.372
21								21		1:34.824	23.269	41.635	29.920	237.8	11:58:19.196
22								22		2:04.848 P	28.159	51.636	45.053	174.7	12:00:24.044





**Red Bull Ring**  
**Porsche Carrera Cup France**  
**Free Practice - 1**  
**Lap Analysis**



27

Marlon Hernandez

Porsche 911 GT3 Cup **38**

Sébastien Dussolliet

Porsche 911 GT3 Cup

Pro ABM Pro-Am ABM

Lap	D	Time	Sector 1	Sector 2	Sector 3	T. Spd	Elapsed	Lap	D	Time	Sector 1	Sector 2	Sector 3	T. Spd	Elapsed
1		11:20:37.535	11:19:19.643	47.090	30.802	177.0	11:20:37.535	1		11:20:26.264	11:18:59.937	53.412	32.915	160.2	11:20:26.264
2		1:37.468	24.126	43.748	29.594	210.1	11:22:15.003	2		1:41.868	25.009	45.816	31.043	201.4	11:22:08.132
3		<del>1:39.880</del>	22.945	41.632	29.303	237.8	11:23:48.883	3		1:35.410	23.372	42.499	29.539	232.7	11:23:43.542
4		1:33.602	22.941	41.629	29.032	238.9	11:25:22.485	4		1:34.292	22.992	41.906	29.394	238.4	11:25:17.834
5		1:33.919	22.773	42.058	29.088	238.9	11:26:56.404	5		1:33.797	22.978	41.711	29.108	238.4	11:26:51.631
6		1:33.441	22.899	41.556	28.986	237.8	11:28:29.845	6		1:33.818	22.928	41.792	29.098	238.4	11:28:25.449
7		1:33.055	22.820	41.146	29.089	238.9	11:30:02.900	7		1:33.634	22.838	41.758	<b>29.038</b>	238.9	11:29:59.083
8		1:39.227 P	22.843	41.318	35.066	238.4	11:31:42.127	8		1:33.673	23.006	41.544	29.123	239.4	11:31:32.756
9		6:27.115	5:15.813	41.886	29.416	233.2	11:38:09.242	9		1:43.646 P	22.952	41.673	39.021	238.4	11:33:16.402
10		1:33.186	22.812	41.376	28.998	239.4	11:39:42.428	10		6:30.016	5:16.886	42.486	30.644	235.2	11:39:46.418
11		1:32.716	22.804	<b>40.975</b>	28.937	238.9	11:41:15.144	11		<del>1:33.964</del>	23.094	41.634	29.236	237.3	11:41:20.382
12		1:32.791	22.764	41.089	28.938	238.9	11:42:47.935	12		1:33.649	22.935	41.578	29.136	237.8	11:42:54.031
13		1:34.409	22.707	41.273	30.429	239.4	11:44:22.344	13		<b>1:33.474</b>	22.825	<b>41.436</b>	29.213	238.9	11:44:27.505
14		1:42.611 P	22.801	41.202	38.608	238.9	11:46:04.955	14		1:33.621	22.823	41.546	29.252	240.0	11:46:01.126
15		5:05.746	3:54.729	41.792	29.225	231.2	11:51:10.701	15		1:33.666	22.953	41.583	29.130	238.4	11:47:34.792
16		1:33.127	22.824	41.318	28.985	239.4	11:52:43.828	16		1:34.728	22.897	42.276	29.555	230.7	11:49:09.520
17		1:32.692	22.760	41.015	28.917	239.4	11:54:16.520	17		1:33.546	22.864	41.549	29.133	240.0	11:50:43.066
18		1:32.871	<b>22.635</b>	41.166	29.070	240.0	11:55:49.391	18		1:43.066 P	<b>22.807</b>	41.818	38.441	240.5	11:52:26.132
19		<b>1:32.635</b>	22.806	41.011	<b>28.818</b>	239.4	11:57:22.026	19		4:23.112	3:10.292	43.091	29.729	232.2	11:56:49.244
20		1:33.325	22.719	41.270	29.336	239.4	11:58:55.351	20		<del>1:35.459</del>	23.214	42.636	29.309	224.5	11:58:24.403
21		2:07.133 P	23.578	49.701	53.854	180.9	12:01:02.484	21		<del>2:04.645</del> P	26.327	48.644	46.674	174.7	12:00:26.048

29

Louis Rousset

Porsche 911 GT3 Cup **49**

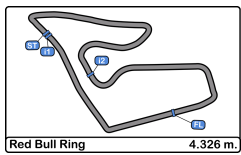
Karim Ajlani

Porsche 911 GT3 Cup

Pro Forestier Racing CLRT Am ABM

Lap	D	Time	Sector 1	Sector 2	Sector 3	T. Spd	Elapsed	Lap	D	Time	Sector 1	Sector 2	Sector 3	T. Spd	Elapsed
1		11:19:59.925	11:18:41.283	47.690	30.952	173.6	11:19:59.925	1		11:20:34.473	11:19:06.135	52.816	35.522	158.3	11:20:34.473
2		<del>1:39.795</del>	23.715	42.814	33.266	225.9	11:21:39.720	2		1:45.723	26.721	46.342	32.660	200.0	11:22:20.196
3		<del>1:34.341</del>	23.008	41.778	29.555	237.8	11:23:14.061	3		1:36.949	23.909	43.087	29.953	213.0	11:23:57.145
4		1:33.617	22.888	41.716	29.013	238.9	11:24:47.678	4		<del>1:37.080</del>	23.729	42.878	30.473	225.9	11:25:34.225
5		1:33.658	22.822	41.617	29.219	237.3	11:26:21.336	5		1:35.864	23.693	42.382	29.789	233.2	11:27:10.089
6		1:33.534	22.888	41.521	29.125	239.4	11:27:54.870	6		1:34.659	23.244	41.878	29.537	235.8	11:28:44.748
7		1:33.546	22.912	41.491	29.143	238.4	11:29:28.416	7		1:35.071	23.138	42.224	29.709	236.8	11:30:19.819
8		<del>1:33.954</del>	22.932	41.912	29.107	239.4	11:31:02.367	8		1:45.624 P	23.149	42.099	40.376	235.8	11:32:05.443
9		1:33.065	22.917	41.226	28.922	237.8	11:32:35.432	9		4:54.963	3:41.724	43.288	29.951	214.2	11:37:00.406
10		1:40.557 P	<b>22.659</b>	41.345	36.553	239.4	11:34:15.989	10		1:35.503	23.241	42.558	29.704	235.2	11:38:35.909
11		6:43.408	5:28.029	45.508	29.871	218.1	11:40:59.397	11		<del>1:34.943</del>	<b>23.039</b>	42.118	29.756	230.2	11:40:10.822
12		1:34.764	23.250	42.273	29.241	221.7	11:42:34.161	12		1:35.395	23.266	42.223	29.906	232.2	11:41:46.217
13		<del>1:32.904</del>	22.899	41.231	28.864	236.3	11:44:07.155	13		<b>1:34.561</b>	23.103	41.855	29.603	238.9	11:43:20.778
14		<del>1:33.477</del>	22.868	41.178	29.131	238.4	11:45:40.332	14		1:35.920	23.352	42.785	29.783	236.3	11:44:56.698
15		<b>1:32.661</b>	22.904	<b>40.971</b>	<b>28.786</b>	237.8	11:47:12.993	15		<del>1:35.202</del>	23.156	41.888	30.158	237.8	11:46:31.900
16		1:33.648	22.841	41.207	29.600	238.4	11:48:46.641	16		<del>1:35.694</del>	23.544	42.218	29.929	235.8	11:48:07.591
17		<del>1:32.757</del>	22.700	41.069	28.988	239.4	11:50:19.398	17		1:35.537	23.213	42.624	29.700	223.6	11:49:43.128
18		<del>1:44.339</del> P	22.988	41.096	40.255	237.8	11:52:03.737	18		1:34.728	23.218	41.965	29.545	236.8	11:51:17.856
								19		1:34.567	23.152	41.928	<b>29.487</b>	236.3	11:52:52.423
								20		1:34.952	23.257	41.922	29.773	235.8	11:54:27.375
								21		<del>1:34.680</del>	23.256	41.818	29.606	237.3	11:56:02.055
								22		<del>1:37.086</del>	23.114	<b>41.738</b>	32.234	238.4	11:57:39.141
								23		1:39.908	25.406	44.871	29.631	215.1	11:59:19.049
								24		2:10.382 P	26.732	52.368	51.282	155.1	12:01:29.431





**Red Bull Ring**  
**Porsche Carrera Cup France**  
**Free Practice - 1**  
**Lap Analysis**



53

Arthur Mathieu

Porsche 911 GT3 Cup

59

Maxence Maurice

Porsche 911 GT3 Cup

Pro

Martinet by Alm ras

Pro-Am

IMSA LS Group Performance

Lap	D	Time	Sector 1	Sector 2	Sector 3	T. Spd	Elapsed	Lap	D	Time	Sector 1	Sector 2	Sector 3	T. Spd	Elapsed
1		11:20:36.593	11:19:16.149	47.598	32.846	181.2	11:20:36.593	1		11:20:22.345	11:18:57.731	52.401	32.213	159.5	11:20:22.345
2		1:36.994	23.782	43.108	30.104	222.6	11:22:13.587	2		1:41.310	24.429	43.685	33.196	215.5	11:22:03.655
3		<del>1:34.902</del>	23.097	41.916	29.889	237.3	11:23:48.489	3		1:35.230	23.391	42.367	29.472	236.3	11:23:38.885
4		<del>2:15.825</del>	22.995	1:22.586	30.244	238.4	11:26:04.314	4		1:33.933	23.030	41.627	29.276	238.4	11:25:12.818
5		<del>1:35.414</del>	23.191	42.740	29.483	236.3	11:27:39.728	5		<del>1:33.435</del>	22.949	41.399	29.087	238.4	11:26:46.253
6		<del>1:34.184</del>	23.007	41.706	29.471	237.8	11:29:13.912	6		<b>1:33.318</b>	22.968	41.342	29.008	238.4	11:28:19.571
7		1:34.773	23.046	41.665	30.062	237.8	11:30:48.685	7		1:33.758	22.908	41.390	29.460	239.4	11:29:53.329
8		1:37.600	23.586	43.242	30.772	237.8	11:32:26.285	8		1:43.224 P	23.081	41.335	38.808	231.2	11:31:36.553
9		1:39.584 P	23.339	41.928	34.317	237.8	11:34:05.869	9		4:55.403	3:44.053	42.141	29.209	215.1	11:36:31.956
10		5:41.830	4:23.592	46.076	32.162	205.3	11:39:47.699	10		1:33.583	23.077	41.516	28.990	236.8	11:38:05.539
11		1:34.570	23.669	41.676	29.225	236.8	11:41:22.269	11		<del>1:33.254</del>	22.858	<b>41.264</b>	29.129	237.8	11:39:38.790
12		<b>1:33.377</b>	22.843	41.502	29.032	237.8	11:42:55.646	12		<del>1:33.609</del>	22.857	41.446	29.306	235.2	11:41:12.399
13		1:34.807	23.273	41.486	30.048	229.7	11:44:30.453	13		1:33.530	22.812	41.284	29.434	237.8	11:42:45.929
14		<del>1:33.918</del>	22.887	41.913	29.118	238.9	11:46:04.371	14		1:34.064	22.906	41.972	29.186	237.3	11:44:19.993
15		<del>1:34.723</del>	22.789	42.909	<b>29.025</b>	240.0	11:47:39.094	15		1:34.039	22.823	41.805	29.411	239.4	11:45:54.032
16		1:37.719 P	<b>22.747</b>	<b>41.395</b>	33.577	239.4	11:49:16.813	16		1:40.051 P	23.018	41.312	35.721	237.8	11:47:34.083
17		8:08.335	6:56.939	41.865	29.531	234.2	11:57:25.148	17		7:14.268	6:02.406	42.238	29.624	229.2	11:54:48.351
18		1:33.547	22.803	41.470	29.274	237.3	11:58:58.695	18		1:33.462	23.129	41.362	<b>28.971</b>	236.3	11:56:21.813
19		2:05.604 P	25.031	47.114	53.459	168.2	12:01:04.299	19		<del>2:02.302</del>	<b>22.778</b>	1:09.790	29.734	238.4	11:58:24.115
20								20		<del>1:53.848</del> P	23.886	43.124	46.838	185.2	12:00:17.963

56

Fr d ric Ancel

Porsche 911 GT3 Cup

66

Gilles Colombani

Porsche 911 GT3 Cup

Pro-Am

Porsche Lorient Racing

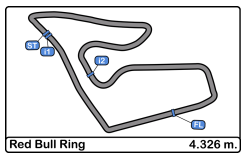
Am

Team Clairet Sport

Lap	D	Time	Sector 1	Sector 2	Sector 3	T. Spd	Elapsed	Lap	D	Time	Sector 1	Sector 2	Sector 3	T. Spd	Elapsed
1		11:20:43.918	11:19:19.187	51.459	33.272	147.9	11:20:43.918	1		11:20:32.970	11:19:05.080	51.970	35.920	152.5	11:20:32.970
2		1:38.377	24.193	43.798	30.386	216.4	11:22:22.295	2		1:47.010	27.200	46.816	32.994	205.7	11:22:19.980
3		1:38.244	23.559	42.900	31.785	232.2	11:24:00.539	3		1:41.587	23.696	44.533	33.358	217.3	11:24:01.567
4		<del>1:36.867</del>	24.287	42.548	30.032	234.2	11:25:37.406	4		1:40.478	24.059	45.310	31.109	223.1	11:25:42.045
5		1:34.749	23.077	42.016	29.656	236.8	11:27:12.155	5		1:35.969	23.343	42.481	30.145	222.2	11:27:18.014
6		1:34.725	22.944	42.091	29.690	237.3	11:28:46.880	6		1:42.570	23.008	48.468	31.094	234.2	11:29:00.584
7		1:34.679	23.129	41.880	29.670	236.8	11:30:21.559	7		<del>1:36.937</del>	23.167	42.620	30.150	231.2	11:30:36.521
8		1:34.806	22.973	42.109	29.724	223.6	11:31:56.365	8		1:52.639 P	24.864	42.542	45.233	225.4	11:32:29.160
9		1:34.741	23.460	41.827	29.454	236.3	11:33:31.106	9		5:02.082	3:48.503	43.103	30.476	214.7	11:37:31.242
10		1:34.410	23.035	41.868	29.507	237.8	11:35:05.516	10		<del>1:36.857</del>	23.337	43.127	30.393	235.2	11:39:08.099
11		7:33.764	6:20.808	43.037	29.919	211.3	11:44:26.396	11		1:35.163	23.107	42.156	29.900	233.2	11:40:43.262
12		1:34.294	23.101	41.780	29.413	236.8	11:46:00.690	12		1:35.835	23.392	42.501	29.942	235.8	11:42:19.097
13		1:35.235	23.585	42.094	29.556	225.0	11:47:35.925	13		<del>1:36.048</del>	23.304	42.739	30.005	233.7	11:43:55.145
14		<del>1:34.309</del>	<b>22.935</b>	41.765	29.609	238.4	11:49:10.234	14		1:34.910	23.133	42.070	29.707	236.3	11:45:30.055
15		<del>1:43.471</del> P	22.983	41.762	38.726	238.4	11:50:53.705	15		<del>1:36.987</del>	23.037	43.005	29.945	236.8	11:47:06.042
16		5:15.419	4:01.843	43.921	29.655	193.8	11:56:09.124	16		1:34.712	23.109	42.090	29.513	235.8	11:48:40.754
17		1:34.542	23.020	41.721	29.801	238.9	11:57:43.666	17		1:35.344	23.243	42.130	29.971	236.8	11:50:16.098
18		<b>1:33.938</b>	23.108	<b>41.455</b>	<b>29.375</b>	238.4	11:59:17.604	18		1:34.671	23.172	41.886	29.613	236.8	11:51:50.769
19		2:09.387 P	27.045	52.849	49.493	157.2	12:01:26.991	19		1:35.273	23.136	42.554	29.583	237.8	11:53:26.042
20								20		1:34.408	23.048	<b>41.854</b>	29.506	236.3	11:55:00.450
21		<b>1:34.084</b>		<b>41.855</b>	<b>29.345</b>	238.4	11:56:34.534	21		<b>1:34.084</b>	<b>22.884</b>	41.855	<b>29.345</b>	238.4	11:56:34.534
22		1:34.565						22		1:34.565	23.037	41.986	29.542	238.4	11:58:09.099
23		2:01.554 P						23		2:01.554 P	25.279	50.164	46.111	165.3	12:00:10.653







**Red Bull Ring**  
**Porsche Carrera Cup France**  
**Free Practice - 1**  
**Lap Analysis**



73

Sébastien Poisson

Porsche 911 GT3 Cup

76

Louis Perrot

Porsche 911 GT3 Cup

Am

ABM Pro

IMSA LS Group Performance

Lap	D	Time	Sector 1	Sector 2	Sector 3	T. Spd	Elapsed	Lap	D	Time	Sector 1	Sector 2	Sector 3	T. Spd	Elapsed
1		11:20:43.484	11:19:16.341	53.561	33.582	168.2	11:20:43.484	1		11:20:40.113	11:19:19.215	48.552	32.346	178.2	11:20:40.113
2		1:40.892	24.039	46.224	30.629	214.7	11:22:24.376	2		1:38.171	23.441	43.830	30.900	197.4	11:22:18.284
3		1:37.592	23.649	43.105	30.838	229.2	11:24:01.968	3		1:34.397	23.135	42.018	29.244	238.4	11:23:52.681
4		1:36.812	23.937	42.834	30.041	224.0	11:25:38.780	4		1:33.154	22.802	41.351	29.001	240.5	11:25:25.835
5		1:35.454	23.662	42.325	29.467	235.2	11:27:14.234	5		1:33.183	22.766	41.287	29.130	240.0	11:26:59.018
6		1:34.533	23.043	42.001	29.489	236.3	11:28:48.767	6		1:33.076	22.681	41.548	28.847	239.4	11:28:32.094
7		<del>1:34.445</del>	23.073	42.065	29.277	238.9	11:30:23.182	7		1:40.816 P	22.688	41.237	36.891	240.5	11:30:12.910
8		1:34.325	23.068	41.912	29.345	239.4	11:31:57.507	8		4:03.091	2:45.034	46.495	31.562	141.1	11:34:16.001
9		1:33.970	22.866	41.892	29.212	241.0	11:33:31.477	9		1:37.330	25.439	42.766	29.125	206.8	11:35:53.331
10		1:35.514	22.910	41.958	30.646	241.6	11:35:06.991	10		1:32.901	22.745	41.381	28.775	238.4	11:37:26.232
11		1:46.314	22.941	54.172	29.201	240.0	11:36:53.305	11		1:32.263	22.546	41.084	28.633	238.9	11:38:58.495
12		1:43.022 P	22.874	42.002	38.146	238.4	11:38:36.327	12		1:32.212	22.619	41.008	<b>28.585</b>	239.4	11:40:30.707
13		4:31.575	3:19.722	42.290	29.563	233.7	11:43:07.902	13		1:32.209	22.615	<b>40.872</b>	28.722	238.9	11:42:02.916
14		1:34.305	23.003	42.012	29.290	237.3	11:44:42.207	14		1:32.277	22.630	41.020	28.627	238.9	11:43:35.193
15		1:33.783	22.957	41.539	29.287	237.8	11:46:15.990	15		<b>1:32.208</b>	22.559	41.022	28.627	240.0	11:45:07.401
16		1:33.762	22.891	41.679	29.192	238.9	11:47:49.752	16		1:50.023 P	<b>22.518</b>	48.702	38.803	240.5	11:46:57.424
17		1:34.323	23.058	42.056	29.209	238.9	11:49:24.075	17		3:32.473	2:21.955	41.686	28.832	228.3	11:50:29.897
18		<b>1:33.363</b>	22.886	<b>41.496</b>	<b>28.981</b>	239.4	11:50:57.438	18		1:33.173	23.166	41.222	28.785	237.8	11:52:03.070
19		1:33.683	22.941	41.616	29.126	238.4	11:52:31.121	19		1:32.600	22.529	41.140	28.931	240.5	11:53:35.670
20		1:33.865	23.109	41.683	29.073	238.9	11:54:04.986	20		<del>4:32.558</del>	22.712	41.072	28.774	238.9	11:55:08.228
21		1:33.623	22.872	41.627	29.124	238.4	11:55:38.609	21		<del>4:32.354</del>	22.579	41.054	28.718	239.4	11:56:40.579
22		1:38.396	<b>22.808</b>	44.506	31.082	239.4	11:57:17.005	22		<del>4:32.246</del>	22.543	40.941	28.732	240.0	11:58:12.795
23		1:33.650	22.867	41.562	29.221	241.0	11:58:50.655	23		1:58.068 P	24.943	48.553	44.572	150.2	12:00:10.863
24		2:10.584 P	26.851	50.421	53.312	172.5	12:01:01.239								

74

Victor Blugeon

Porsche 911 GT3 Cup

77

Jérémy Sarhy

Porsche 911 GT3 Cup

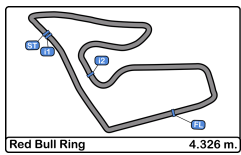
Pro

Pro

Racing Technology

Lap	D	Time	Sector 1	Sector 2	Sector 3	T. Spd	Elapsed	Lap	D	Time	Sector 1	Sector 2	Sector 3	T. Spd	Elapsed
1		11:20:18.246	11:18:52.582	51.851	33.813	160.0	11:20:18.246	1		11:20:03.837	11:18:42.648	49.550	31.639	146.5	11:20:03.837
2		1:36.913	23.598	43.190	30.125	230.7	11:21:55.159	2		1:37.649	23.845	43.109	30.695	216.0	11:21:41.486
3		1:34.735	23.297	42.094	29.344	234.7	11:23:29.894	3		1:34.948	23.346	42.097	29.505	234.2	11:23:16.434
4		1:34.885	23.090	41.839	29.956	235.8	11:25:04.779	4		<del>4:33.997</del>	23.095	41.796	29.106	237.8	11:24:50.431
5		1:41.687 P	23.296	42.116	36.275	234.2	11:26:46.466	5		<del>4:33.310</del>	22.926	41.340	29.044	239.4	11:26:23.741
6		5:21.941	4:10.311	42.219	29.411	221.7	11:32:08.407	6		<del>4:33.433</del>	22.810	41.667	28.956	240.0	11:27:57.174
7		<del>4:34.427</del>	23.196	41.637	29.294	235.2	11:33:42.534	7		<del>4:33.898</del>	22.702	41.308	29.888	240.0	11:29:31.072
8		1:34.252	22.978	41.789	29.485	235.8	11:35:16.786	8		1:40.432 P	23.006	41.393	36.033	239.4	11:31:11.504
9		1:34.157	22.976	41.909	29.272	235.8	11:36:50.943	9		6:45.944	5:31.400	45.310	29.234	175.8	11:37:57.448
10		1:33.678	22.991	41.543	29.144	236.8	11:38:24.621	10		1:33.908	22.832	42.102	28.974	237.3	11:39:31.356
11		1:33.507	22.808	41.631	29.068	237.8	11:39:58.128	11		1:33.027	22.729	41.350	28.948	238.9	11:41:04.383
12		<del>4:33.485</del>	22.812	41.598	29.075	237.3	11:41:31.613	12		1:39.867 P	22.748	41.292	35.827	239.4	11:42:44.250
13		<del>4:33.466</del>	<b>22.794</b>	41.689	28.983	238.4	11:43:05.079	13		3:19.052	2:07.881	42.090	29.081	205.3	11:46:03.302
14		1:34.137	22.881	41.768	29.488	237.3	11:44:39.216	14		1:33.137	22.770	41.323	29.044	239.4	11:47:36.439
15		1:33.354	22.824	41.505	29.025	238.4	11:46:12.570	15		1:33.993	<b>22.647</b>	41.763	29.583	234.7	11:49:10.432
16		1:39.328 P	23.023	41.765	34.540	233.7	11:47:51.898	16		1:44.165 P	24.848	42.071	37.246	159.0	11:50:54.597
17		7:06.060	5:54.911	41.957	29.192	228.3	11:54:57.958	17		5:03.317	3:52.120	42.262	28.935	191.1	11:55:57.914
18		1:33.497	22.861	41.594	29.042	236.8	11:56:31.455	18		<del>4:32.836</del>	22.793	41.160	<b>28.883</b>	239.4	11:57:30.750
19		<b>1:33.234</b>	22.841	<b>41.427</b>	<b>28.966</b>	238.4	11:58:04.689	19		<b>1:32.762</b>	22.746	<b>40.961</b>	29.055	239.4	11:59:03.512
20		1:41.841 P	23.315	42.253	36.273	229.2	11:59:46.530	20		2:03.930 P	22.805	46.026	55.099	239.4	12:01:07.442





**Red Bull Ring**  
**Porsche Carrera Cup France**  
**Free Practice - 1**  
**Lap Analysis**



**78**

Dominique Bastien

Porsche 911 GT3 Cup **96**

Zakhar Slutskii

Porsche 911 GT3 Cup

Am Speedlover Pro Target Compétition

Lap	D	Time	Sector 1	Sector 2	Sector 3	T. Spd	Elapsed	Lap	D	Time	Sector 1	Sector 2	Sector 3	T. Spd	Elapsed
1		11:20:43.770	11:19:13.022	56.080	34.668	171.7	11:20:43.770	1		11:20:52.622	11:19:23.932	53.507	35.183	165.6	11:20:52.622
2		1:45.277	28.401	45.254	31.622	196.3	11:22:29.047	2		1:39.722	25.297	44.405	30.020	206.1	11:22:32.344
3		1:40.276	24.206	45.298	30.772	228.8	11:24:09.323	3		<del>1:33.549</del>	22.974	41.669	28.897	238.4	11:24:05.884
4		1:40.103	23.742	44.941	31.420	232.2	11:25:49.426	4		1:35.583	22.726	41.952	30.905	240.0	11:25:41.467
5		1:37.919	23.670	43.174	31.075	219.5	11:27:27.345	5		2:01.829 P	29.558	51.951	40.320	130.1	11:27:43.296
6		1:37.631	23.504	43.769	30.358	231.2	11:29:04.976	6		7:13.177	5:59.200	44.467	29.510	191.8	11:34:56.473
7		1:36.328	23.457	<b>42.703</b>	30.168	232.2	11:30:41.304	7		1:33.586	23.007	41.471	29.108	235.8	11:36:30.059
8		1:37.943	23.484	42.754	31.705	235.8	11:32:19.247	8		1:32.900	22.894	41.031	28.975	236.3	11:38:02.959
9		1:36.598	23.500	42.812	30.286	233.7	11:33:55.845	9		<del>1:32.449</del>	<b>22.600</b>	40.872	28.977	238.9	11:39:35.408
10		1:37.511	23.546	42.988	30.977	235.8	11:35:33.356	10		<b>1:32.010</b>	22.853	<b>40.523</b>	<b>28.634</b>	238.4	11:41:07.418
11		1:37.110	23.510	43.130	30.470	223.6	11:37:10.466	11		1:34.520	22.618	40.737	31.165	239.4	11:42:41.938
12		1:49.394 P	23.481	42.834	43.079	232.2	11:38:59.860	12		1:46.897 P	25.461	46.214	35.222	195.2	11:44:28.835
13		3:17.707	2:02.318	44.555	30.834	203.0	11:42:17.567	13		6:40.893	5:29.814	42.058	29.021	229.7	11:51:09.728
14		1:37.319	23.706	43.284	30.329	229.7	11:43:54.886	14		1:32.832	22.788	41.191	28.853	237.8	11:52:42.560
15		1:37.599	24.578	42.764	30.257	232.7	11:45:32.485	15		<del>1:32.275</del>	22.700	40.893	28.682	237.8	11:54:14.835
16		1:37.938	23.578	43.276	31.084	235.2	11:47:10.423	16		1:39.991 P	22.645	40.834	36.512	237.8	11:55:54.826
17		1:37.056	23.660	42.761	30.635	233.2	11:48:47.479	<b>97</b>							
18		1:36.717	<b>23.254</b>	43.228	30.235	228.8	11:50:24.196	Artem Slutskii Porsche 911 GT3 Cup							
19		<b>1:36.229</b>	23.420	42.740	<b>30.069</b>	232.7	11:52:00.425	Pro Target Compétition							
20		1:37.595	23.385	43.562	30.648	235.8	11:53:38.020	Lap	D	Time	Sector 1	Sector 2	Sector 3	T. Spd	Elapsed
21		1:36.511	23.292	43.108	30.111	237.3	11:55:14.531	1		11:20:52.574	11:19:30.301	50.720	31.553	165.6	11:20:52.574
22		1:38.623	23.866	44.418	30.339	210.5	11:56:53.154	2		1:38.656	24.712	44.352	29.592	207.6	11:22:31.230
23		1:59.255 P	23.496	44.407	51.352	232.7	11:58:52.409	3		1:33.143	22.830	41.434	28.879	236.8	11:24:04.373
								4		1:37.147	22.655	42.360	32.132	240.0	11:25:41.520
								5		2:04.075 P	30.603	51.324	42.148	115.6	11:27:45.595
								6		7:07.515	5:54.503	43.905	29.107	202.6	11:34:53.110
								7		1:32.891	22.687	41.273	28.931	237.3	11:36:26.001
								8		<del>1:32.059</del>	22.698	<b>40.791</b>	<b>28.570</b>	237.8	11:37:58.060
								9		1:32.312	<b>22.449</b>	41.259	28.604	237.3	11:39:30.372
								10		1:32.160	22.519	40.933	28.708	240.0	11:41:02.532
								11		1:46.251 P	26.962	43.943	35.346	131.5	11:42:48.783
								12		7:14.523	6:03.840	41.751	28.932	221.7	11:50:03.306
								13		1:32.983	22.849	41.214	28.920	237.3	11:51:36.289
								14		1:32.539	22.643	40.932	28.964	239.4	11:53:08.828
								15		<b>1:32.094</b>	22.594	40.916	28.584	239.4	11:54:40.922
								16		1:32.416	22.486	40.942	28.988	241.6	11:56:13.338
								17		1:43.125 P	22.531	43.704	36.890	240.5	11:57:56.463

**89**

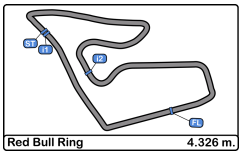
Bashar Mardini

Porsche 911 GT3 Cup

Pro-Am Tsunami RT

Lap	D	Time	Sector 1	Sector 2	Sector 3	T. Spd	Elapsed
1		11:20:23.219	11:19:01.941	49.023	32.255	168.2	11:20:23.219
2		1:41.064	23.945	45.110	32.009	203.7	11:22:04.283
3		1:37.392	23.391	42.416	31.585	230.2	11:23:41.675
4		1:33.947	22.996	41.598	29.353	237.8	11:25:15.622
5		1:33.936	22.969	41.580	29.387	237.8	11:26:49.558
6		1:33.897	22.924	41.550	29.423	238.4	11:28:23.455
7		1:33.791	22.958	41.652	29.181	237.8	11:29:57.246
8		1:33.476	22.930	41.416	29.130	238.9	11:31:30.722
9		1:33.520	22.943	41.419	29.158	237.3	11:33:04.242
10		1:33.535	22.902	41.486	29.147	237.3	11:34:37.777
11		1:46.489 P	22.938	42.393	41.158	237.8	11:36:24.266
12		5:42.094	4:30.068	42.504	29.522	218.6	11:42:06.360
13		1:33.347	22.923	41.367	29.057	237.3	11:43:39.707
14		<b>1:33.268</b>	<b>22.837</b>	41.247	29.184	238.4	11:45:12.975
15		1:33.769	22.840	41.604	29.325	238.9	11:46:46.744
16		1:33.342	22.928	41.295	29.119	237.3	11:48:20.086
17		1:33.331	22.915	41.318	29.098	237.8	11:49:53.417
18		1:34.356	22.881	41.505	29.970	237.8	11:51:27.773
19		1:49.751	27.017	52.049	30.685	115.0	11:53:17.524
20		1:34.098	23.019	41.749	29.330	237.8	11:54:51.622
21		<del>1:33.262</del>	22.842	<b>41.244</b>	29.176	238.4	11:56:24.884
22		1:33.461	22.882	41.309	29.270	238.4	11:57:58.345
23		1:33.310	22.883	41.393	<b>29.034</b>	237.3	11:59:31.655
24		2:05.190 P	24.966	45.016	55.208	159.2	12:01:36.845





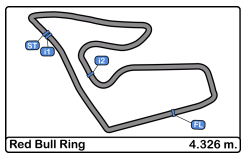
**Red Bull Ring**  
**Porsche Carrera Cup France**  
**Free Practice - 1**  
**Lap Analysis**



98 Dorian Boccolacci Porsche 911 GT3 Cup							911 Christophe Lapierre Porsche 911 GT3 Cup								
Pro Forestier Racing CLRT							Pro-Am Martinet by Alméras								
Lap	D	Time	Sector 1	Sector 2	Sector 3	T. Spd	Elapsed	Lap	D	Time	Sector 1	Sector 2	Sector 3	T. Spd	Elapsed
1		11:19:55.113	11:18:38.566	45.894	30.653	184.6	11:19:55.113	1		11:20:04.561	11:18:43.534	49.248	31.779	144.5	11:20:04.561
2		1:42.332	23.892	43.828	34.612	199.6	11:21:37.445	2		1:37.847	23.976	43.368	30.503	206.5	11:21:42.408
3		<del>1:36.425</del>	23.266	42.171	30.688	236.3	11:23:13.570	3		1:35.842	23.396	42.479	29.967	215.5	11:23:18.250
4		1:33.228	22.820	41.160	29.248	238.9	11:24:46.798	4		1:35.274	23.344	42.114	29.816	234.2	11:24:53.524
5		1:33.975	23.191	41.204	29.580	237.3	11:26:20.773	5		1:34.720	23.108	41.750	29.862	235.2	11:26:28.244
6		1:33.283	22.738	41.394	29.151	239.4	11:27:54.056	6		1:34.768	23.315	41.834	29.619	232.7	11:28:03.012
7		1:42.106 P	22.792	41.859	37.455	238.9	11:29:36.162	7		1:34.514	23.200	41.668	29.646	234.7	11:29:37.526
8		5:37.261	4:26.620	41.674	28.967	227.8	11:35:13.423	8		1:46.211 P	23.170	41.781	41.260	235.8	11:31:23.737
9		1:32.951	22.791	41.132	29.028	239.4	11:36:46.374	9		5:02.208	3:50.171	42.288	29.749	215.1	11:36:25.945
10		<del>1:32.570</del>	22.763	40.967	28.840	239.4	11:38:18.944	10		1:34.965	23.445	41.816	29.704	231.2	11:38:00.910
11		1:32.061	22.553	40.819	28.689	240.5	11:39:51.005	11		1:34.535	23.189	41.664	29.682	234.7	11:39:35.445
12		1:32.071	22.500	40.827	28.744	241.0	11:41:23.076	12		1:34.754	23.505	41.622	29.627	234.2	11:41:10.199
13		1:32.959	22.615	41.144	29.200	240.0	11:42:56.035	13		1:33.929	23.017	41.478	29.434	236.8	11:42:44.128
14		1:39.829 P	22.609	41.224	35.996	241.0	11:44:35.864	14		1:34.284	23.025	41.669	29.590	228.8	11:44:18.412
15		4:30.871	3:18.726	42.905	29.240	221.7	11:49:06.735	15		1:44.799 P	22.979	41.770	40.050	237.8	11:46:03.211
16		1:32.679	22.815	40.981	28.883	239.4	11:50:39.414	16		3:43.552	2:26.611	46.407	30.534	187.1	11:49:46.763
17		1:32.084	22.645	40.773	28.666	240.0	11:52:11.498	17		1:37.107	23.595	43.483	30.029	225.4	11:51:23.870
18		1:31.673	22.575	40.521	28.577	240.5	11:53:43.171	18		<del>1:34.640</del>	23.301	41.641	29.668	235.2	11:52:58.480
19		1:32.018	22.493	40.750	28.775	241.6	11:55:15.189	19		1:34.042	23.013	41.571	29.458	237.3	11:54:32.522
20		1:32.349	22.891	40.782	28.676	241.0	11:56:47.538	20		1:33.821	22.940	41.320	29.561	238.4	11:56:06.343
21		1:31.902	22.599	40.675	28.628	240.5	11:58:19.440	21		<del>1:33.945</del>	23.006	41.442	29.467	237.8	11:57:40.258
22		1:54.788 P	23.839	45.107	45.842	238.4	12:00:14.228	22		1:34.240	23.318	41.525	29.397	236.8	11:59:14.498
23		<del>4:58.294</del>						23		4:58.294 P	25.011	45.277	48.003	157.8	12:01:12.789

99 Benjamin Paque Porsche 911 GT3 Cup							921 Fernando Monje Porsche 911 GT3 Cup								
Pro Forestier Racing CLRT							Pro Martinet by Alméras								
Lap	D	Time	Sector 1	Sector 2	Sector 3	T. Spd	Elapsed	Lap	D	Time	Sector 1	Sector 2	Sector 3	T. Spd	Elapsed
1		11:20:24.031	11:19:04.795	47.931	31.305	175.6	11:20:24.031	1		11:20:51.876	11:19:31.129	48.789	31.958	162.6	11:20:51.876
2		1:39.030	23.583	43.424	32.023	215.1	11:22:03.061	2		1:42.116	23.716	43.107	35.293	221.3	11:22:33.992
3		1:34.451	22.960	42.092	29.399	237.3	11:23:37.512	3		1:35.943	23.211	42.395	30.337	237.3	11:24:09.935
4		1:33.215	22.832	41.366	29.017	240.0	11:25:10.727	4		1:36.828	23.461	43.217	30.150	233.2	11:25:46.763
5		1:33.032	22.698	41.470	28.864	241.0	11:26:43.759	5		1:34.359	23.166	41.555	29.638	238.4	11:27:21.122
6		1:33.458	22.753	41.371	29.334	240.5	11:28:17.217	6		1:34.396	22.860	42.055	29.481	237.3	11:28:55.518
7		1:33.029	22.817	41.186	29.026	239.4	11:29:50.246	7		1:33.542	22.888	41.554	29.100	240.0	11:30:29.060
8		1:48.023 P	22.637	41.134	44.252	240.5	11:31:38.269	8		1:34.373	22.875	42.033	29.465	239.4	11:32:03.433
9		6:30.111	5:17.557	42.604	29.950	228.8	11:38:08.380	9		1:33.710	23.134	41.295	29.281	238.4	11:33:37.143
10		1:32.728	22.728	41.108	28.892	239.4	11:39:41.108	10		1:41.875 P	22.762	41.549	37.564	238.9	11:35:19.018
11		1:32.701	22.543	41.267	28.891	241.0	11:42:46.313	11		6:00.296	4:41.264	48.777	30.255	192.1	11:41:19.314
12		1:32.511	22.607	41.107	28.797	242.1	11:44:18.824	12		1:48.367	25.541	49.683	33.143	83.8	11:43:07.681
13		1:45.386 P	22.981	41.720	40.685	225.0	11:46:04.210	13		<del>1:37.880</del>	24.810	43.452	29.618	215.1	11:44:45.561
14		5:22.598	4:02.480	49.116	31.002	189.8	11:51:26.808	14		1:33.152	22.826	41.305	29.021	238.4	11:46:18.713
15		1:35.987	23.111	43.765	29.111	229.7	11:53:02.795	15		1:37.262	22.879	44.653	29.730	238.4	11:47:55.975
16		1:32.189	22.610	40.893	28.686	240.0	11:54:34.984	16		1:33.351	22.918	41.456	28.977	238.4	11:49:29.326
17		1:32.107	22.468	40.906	28.733	241.6	11:56:07.091	17		1:33.153	22.838	41.305	29.010	239.4	11:51:02.479
18		1:35.836	22.563	41.328	31.945	241.6	11:57:42.927	18		1:32.866	22.780	40.974	29.112	239.4	11:52:35.345
19		1:31.894	22.601	40.586	28.707	241.6	11:59:14.821	19		1:32.859	22.732	41.130	28.997	240.0	11:54:08.204
20		2:08.530 P	26.387	50.624	51.519	165.6	12:01:23.351	20		1:32.841	22.697	41.042	29.102	240.0	11:55:41.045
21								21		1:32.919	22.690	41.157	29.072	240.5	11:57:13.964
22								22		1:48.159 P	22.843	47.007	38.309	238.4	11:59:02.123



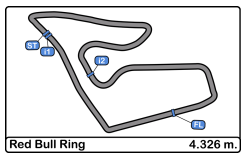


**Red Bull Ring**  
**Porsche Carrera Cup France**  
**Free Practice - 1**  
**Best Sectors Results**



Sector - 1			Sector - 2			Sector - 3			Ideal Lap vs Best Lap						
Clas	Nº	Driver	Time	Nº	Driver	Time	Nº	Driver	Time	Clas	Nº	Driver	Ideal Lap	Best Lap	Clas
1	97	Artem Slutskii	22.449	98	Dorian Boccolacci	40.521	22	Alessandro Ghiretti	28.532	1	98	Dorian Boccolacci	1:31.591	1:31.673	1
2	99	Benjamin Paque	22.468	96	Zakhar Slutskii	40.523	1	Marvin Klein	28.560	2	99	Benjamin Paque	1:31.740	1:31.894	4
3	98	Dorian Boccolacci	22.493	99	Benjamin Paque	40.586	5	Mathys Jaubert	28.565	3	96	Zakhar Slutskii	1:31.757	1:32.010	5
4	1	Marvin Klein	22.498	22	Alessandro Ghiretti	40.701	97	Artem Slutskii	28.570	4	1	Marvin Klein	1:31.802	1:31.833	3
5	76	Louis Perrot	22.518	1	Marvin Klein	40.744	98	Dorian Boccolacci	28.577	5	97	Artem Slutskii	1:31.810	1:32.094	6
6	22	Alessandro Ghiretti	22.582	97	Artem Slutskii	40.791	76	Louis Perrot	28.585	6	22	Alessandro Ghiretti	1:31.815	1:31.815	2
7	96	Zakhar Slutskii	22.600	76	Louis Perrot	40.872	96	Zakhar Slutskii	28.634	7	76	Louis Perrot	1:31.975	1:32.208	7
8	5	Mathys Jaubert	22.619	77	Jérémy Sarhy	40.961	99	Benjamin Paque	28.686	8	5	Mathys Jaubert	1:32.314	1:32.461	8
9	27	Marlon Hernandez	22.635	29	Louis Rousset	40.971	29	Louis Rousset	28.786	9	29	Louis Rousset	1:32.416	1:32.661	10
10	77	Jérémy Sarhy	22.647	921	Fernando Monje	40.974	27	Marlon Hernandez	28.818	10	27	Marlon Hernandez	1:32.428	1:32.635	9
11	29	Louis Rousset	22.659	27	Marlon Hernandez	40.975	77	Jérémy Sarhy	28.883	11	77	Jérémy Sarhy	1:32.491	1:32.762	11
12	7	Jérôme Boullery	22.678	2	Marc Guillot	41.034	7	Jérôme Boullery	28.890	12	921	Fernando Monje	1:32.641	1:32.841	14
13	2	Marc Guillot	22.678	7	Jérôme Boullery	41.089	74	Victor Blugeon	28.966	13	7	Jérôme Boullery	1:32.657	1:32.763	12
14	92	Fernando Monje	22.690	5	Mathys Jaubert	41.130	59	Maxence Maurice	28.971	14	2	Marc Guillot	1:32.705	1:32.825	13
15	53	Arthur Mathieu	22.747	89	Bashar Mardini	41.244	921	Fernando Monje	28.977	15	59	Maxence Maurice	1:33.013	1:33.318	17
16	59	Maxence Maurice	22.778	59	Maxence Maurice	41.264	73	Sébastien Poisson	28.981	16	89	Bashar Mardini	1:33.115	1:33.268	16
17	74	Victor Blugeon	22.794	12	Ludovic Loeul	41.293	2	Marc Guillot	28.993	17	53	Arthur Mathieu	1:33.167	1:33.377	19
18	38	Sébastien Dussollet	22.807	911	Christophe Lapierre	41.320	53	Arthur Mathieu	29.025	18	74	Victor Blugeon	1:33.187	1:33.234	15
19	73	Sébastien Poisson	22.808	53	Arthur Mathieu	41.395	89	Bashar Mardini	29.034	19	38	Sébastien Dussollet	1:33.281	1:33.474	20
20	12	Ludovic Loeul	22.817	74	Victor Blugeon	41.427	38	Sébastien Dussollet	29.038	20	73	Sébastien Poisson	1:33.285	1:33.363	18
21	89	Bashar Mardini	22.837	38	Sébastien Dussollet	41.436	12	Ludovic Loeul	29.191	21	12	Ludovic Loeul	1:33.301	1:33.706	21
22	66	Gilles Colombani	22.884	56	Frédéric Ancel	41.455	66	Gilles Colombani	29.345	22	911	Christophe Lapierre	1:33.657	1:33.821	22
23	24	Alexandre Leroy	22.933	24	Alexandre Leroy	41.470	56	Frédéric Ancel	29.375	23	56	Frédéric Ancel	1:33.765	1:33.938	23
24	56	Frédéric Ancel	22.935	73	Sébastien Poisson	41.496	911	Christophe Lapierre	29.397	24	66	Gilles Colombani	1:34.083	1:34.084	24
25	91	Christophe Lapierre	22.940	49	Karim Ajlani	41.738	49	Karim Ajlani	29.487	25	24	Alexandre Leroy	1:34.127	1:34.197	25
26	49	Karim Ajlani	23.039	66	Gilles Colombani	41.854	24	Alexandre Leroy	29.724	26	49	Karim Ajlani	1:34.264	1:34.561	26
27	8	Christian Jaquillard	23.141	8	Christian Jaquillard	42.133	78	Dominique Bastien	30.069	27	8	Christian Jaquillard	1:35.364	1:35.561	27
28	78	Dominique Bastien	23.254	78	Dominique Bastien	42.703	8	Christian Jaquillard	30.090	28	78	Dominique Bastien	1:36.026	1:36.229	28

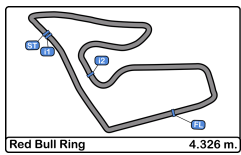




**Red Bull Ring**  
**Porsche Carrera Cup France**  
**Free Practice - 1**  
**Best 5 Lap Times**

**PORSCHE**  
**CARRERA CUP**  
**FRANCE**

Cls	N°	Driver	Nat	Cat	Cls	Team	Nat	Vehicle	Best 1		Best 2		Best 3		Best 4		Best 5	
									Time	Lap	Time	Lap	Time	Lap	Time	Lap	Time	Lap
1	98	Dorian Bocolacci	FRA	Pro	1	Forestier Racing CLRT	FRA	Porsche 911 GT3 Cup	1:31.673	18	1:31.902	21	1:32.018	19	1:32.061	11	1:32.071	12
2	22	Alessandro Ghiretti	FRA	Pro	2	Martinet by Alméras	FRA	Porsche 911 GT3 Cup	1:31.815	18	1:31.984	19	1:32.335	20	1:32.667	11	1:32.790	7
3	1	Marvin Klein	FRA	Pro	3	TFT Racing	FRA	Porsche 911 GT3 Cup	1:31.833	17	1:32.003	11	1:32.037	18	1:32.059	10	1:32.093	19
4	99	Benjamin Paque	BEL	Pro	4	Forestier Racing CLRT	FRA	Porsche 911 GT3 Cup	1:31.894	20	1:32.107	18	1:32.189	17	1:32.504	11	1:32.511	13
5	96	Zakhar Slutskii	ISR	Pro	5	Target Compétition	ITA	Porsche 911 GT3 Cup	1:32.010	10	1:32.832	14	1:32.900	8	1:33.586	7	1:34.520	11
6	97	Artem Slutskii	ISR	Pro	6	Target Compétition	ITA	Porsche 911 GT3 Cup	1:32.094	15	1:32.160	10	1:32.312	9	1:32.416	16	1:32.539	14
7	76	Louis Perrot	FRA	Pro	7	IMSA LS Group Performance	FRA	Porsche 911 GT3 Cup	1:32.208	15	1:32.209	13	1:32.212	12	1:32.263	11	1:32.277	14
8	5	Mathys Jaubert	FRA	Pro	8	TFT Racing	FRA	Porsche 911 GT3 Cup	1:32.461	16	1:32.566	12	1:32.832	10	1:33.277	5	1:33.548	4
9	27	Marlon Hernandez	FRA	Pro	9	ABM	FRA	Porsche 911 GT3 Cup	1:32.635	19	1:32.692	17	1:32.716	11	1:32.791	12	1:32.871	18
10	29	Louis Rousset	FRA	Pro	10	Forestier Racing CLRT	FRA	Porsche 911 GT3 Cup	1:32.661	15	1:33.065	9	1:33.534	6	1:33.546	7	1:33.617	4
11	77	Jérémy Sarhy	FRA	Pro	11	Racing Technology	FRA	Porsche 911 GT3 Cup	1:32.762	19	1:33.027	11	1:33.137	14	1:33.908	10	1:33.993	15
12	7	Jérôme Boullery	FRA	Pro-Am	1	Racing Technology	FRA	Porsche 911 GT3 Cup	1:32.763	11	1:32.835	19	1:32.934	20	1:33.050	21	1:33.059	12
13	2	Marc Guillot	FRA	Pro-Am	2	HERRERO Racing	FRA	Porsche 911 GT3 Cup	1:32.825	20	1:32.968	19	1:33.152	21	1:33.257	18	1:33.360	23
14	921	Fernando Monje	ESP	Pro	12	Martinet by Alméras	FRA	Porsche 911 GT3 Cup	1:32.841	20	1:32.859	19	1:32.866	18	1:32.919	21	1:33.152	14
15	74	Victor Blugeon	FRA	Pro	13	ABM	FRA	Porsche 911 GT3 Cup	1:33.234	19	1:33.354	15	1:33.497	18	1:33.507	11	1:33.678	10
16	89	Bashar Mardini	CAN	Pro-Am	3	Tsunami RT	ITA	Porsche 911 GT3 Cup	1:33.268	14	1:33.310	23	1:33.331	17	1:33.342	16	1:33.347	13
17	59	Maxence Maurice	FRA	Pro-Am	4	IMSA LS Group Performance	FRA	Porsche 911 GT3 Cup	1:33.318	6	1:33.462	18	1:33.530	13	1:33.583	10	1:33.758	7
18	73	Sébastien Poisson	FRA	Am	1	ABM	FRA	Porsche 911 GT3 Cup	1:33.363	18	1:33.623	21	1:33.650	23	1:33.683	19	1:33.762	16
19	53	Arthur Mathieu	FRA	Pro	14	Martinet by Alméras	FRA	Porsche 911 GT3 Cup	1:33.377	12	1:33.547	18	1:34.570	11	1:34.773	7	1:34.807	13
20	38	Sébastien Dussollet	FRA	Pro-Am	5	ABM	FRA	Porsche 911 GT3 Cup	1:33.474	13	1:33.546	17	1:33.621	14	1:33.634	7	1:33.649	12
21	12	Ludovic Loeul	FRA	Am	2	Porsche Lorient Racing	FRA	Porsche 911 GT3 Cup	1:33.706	6	1:33.814	9	1:33.885	10	1:34.223	14	1:34.405	8
22	911	Christophe Lapierre	FRA	Pro-Am	6	Martinet by Alméras	FRA	Porsche 911 GT3 Cup	1:33.821	20	1:33.929	13	1:34.042	19	1:34.240	22	1:34.284	14
23	56	Frédéric Ancel	FRA	Pro-Am	7	Porsche Lorient Racing	FRA	Porsche 911 GT3 Cup	1:33.938	19	1:34.294	13	1:34.410	10	1:34.542	18	1:34.679	7
24	66	Gilles Colombani	FRA	Am	3	Team Clairet Sport	FRA	Porsche 911 GT3 Cup	1:34.084	21	1:34.408	20	1:34.565	22	1:34.671	18	1:34.712	16
25	24	Alexandre Leroy	BEL	Am	4	TFT Racing	FRA	Porsche 911 GT3 Cup	1:34.197	20	1:34.824	21	1:34.984	15	1:35.040	19	1:35.283	14
26	49	Karim Ajlani	CHE	Am	5	ABM	FRA	Porsche 911 GT3 Cup	1:34.561	13	1:34.567	19	1:34.659	6	1:34.728	18	1:34.952	20
27	8	Christian Jaquillard	CHE	Am	6	Racing Technology	FRA	Porsche 911 GT3 Cup	1:35.561	20	1:35.720	19	1:35.801	15	1:35.822	18	1:35.870	21
28	78	Dominique Bastien	USA	Am	7	Speedlover	BEL	Porsche 911 GT3 Cup	1:36.229	19	1:36.328	7	1:36.511	21	1:36.598	9	1:36.717	18



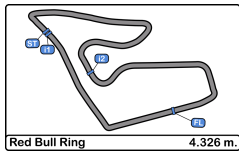
**Red Bull Ring**  
**Porsche Carrera Cup France**  
**Free Practice - 1**  
**Best 5 Top Speeds**



**Top 1    Top 2    Top 3    Top 4    Top 5**

Clas	N°	Driver	Nat	Cat	Cls	Team	Nat	Vehicle	Top 1		Top 2		Top 3		Top 4		Top 5		Avg
									Km/h	Lap	Km/h	Lap	Km/h	Lap	Km/h	Lap	Km/h	Lap	
1	99	Benjamin Paque	BEL	Pro	1	Forestier Racing CLRT	FRA	Porsche 911 GT3 Cup	242.1	13	241.6	11	241.6	18	241.6	19	241.6	20	241.7
2	73	Sébastien Poisson	FRA	Am	1	ABM	FRA	Porsche 911 GT3 Cup	241.6	10	241.0	9	241.0	23	240.0	11	239.4	8	240.6
3	97	Artem Slutskiï	ISR	Pro	2	Target Compétition	ITA	Porsche 911 GT3 Cup	241.6	16	240.5	17	240.0	4	240.0	10	239.4	14	240.3
4	98	Dorian Bocolacci	FRA	Pro	3	Forestier Racing CLRT	FRA	Porsche 911 GT3 Cup	241.6	19	241.0	12	241.0	14	241.0	20	240.5	11	241.0
5	1	Marvin Klein	FRA	Pro	4	TFT Racing	FRA	Porsche 911 GT3 Cup	241.0	12	241.0	19	240.5	11	240.5	18	240.5	20	240.7
6	7	Jérôme Boullery	FRA	Pro-Am	1	Racing Technology	FRA	Porsche 911 GT3 Cup	241.0	20	240.5	18	240.0	19	239.4	12	239.4	21	240.1
7	22	Alessandro Ghiretti	FRA	Pro	5	Martinet by Alméras	FRA	Porsche 911 GT3 Cup	241.0	21	240.5	20	240.0	18	240.0	19	239.4	17	240.2
8	5	Mathys Jaubert	FRA	Pro	6	TFT Racing	FRA	Porsche 911 GT3 Cup	240.5	16	240.5	17	240.5	18	240.0	6	240.0	7	240.3
9	38	Sébastien Dussolliet	FRA	Pro-Am	2	ABM	FRA	Porsche 911 GT3 Cup	240.5	18	240.0	14	240.0	17	239.4	8	238.9	7	239.7
10	76	Louis Perrot	FRA	Pro	7	IMSA LS Group Performance	FRA	Porsche 911 GT3 Cup	240.5	4	240.5	7	240.5	16	240.5	19	240.0	5	240.4
11	921	Fernando Monje	ESP	Pro	8	Martinet by Alméras	FRA	Porsche 911 GT3 Cup	240.5	21	240.0	7	240.0	19	240.0	20	239.4	8	240.0
12	2	Marc Guillot	FRA	Pro-Am	3	HERRERO Racing	FRA	Porsche 911 GT3 Cup	240.0	7	240.0	18	240.0	19	240.0	20	239.4	21	239.8
13	27	Marlon Hernandez	FRA	Pro	9	ABM	FRA	Porsche 911 GT3 Cup	240.0	18	239.4	10	239.4	13	239.4	16	239.4	17	239.5
14	53	Arthur Mathieu	FRA	Pro	10	Martinet by Alméras	FRA	Porsche 911 GT3 Cup	240.0	15	239.4	16	238.9	14	238.4	4	237.8	6	238.9
15	77	Jérémy Sarhy	FRA	Pro	11	Racing Technology	FRA	Porsche 911 GT3 Cup	240.0	6	240.0	7	239.4	5	239.4	8	239.4	12	239.6
16	96	Zakhar Slutskiï	ISR	Pro	12	Target Compétition	ITA	Porsche 911 GT3 Cup	240.0	4	239.4	11	238.9	9	238.4	3	238.4	10	239.0
17	24	Alexandre Leroy	BEL	Am	2	TFT Racing	FRA	Porsche 911 GT3 Cup	239.4	15	238.9	20	237.8	21	237.3	6	237.3	13	238.2
18	29	Louis Rousset	FRA	Pro	13	Forestier Racing CLRT	FRA	Porsche 911 GT3 Cup	239.4	6	239.4	8	239.4	10	239.4	17	238.9	4	239.3
19	59	Maxence Maurice	FRA	Pro-Am	4	IMSA LS Group Performance	FRA	Porsche 911 GT3 Cup	239.4	7	239.4	15	238.4	4	238.4	5	238.4	6	238.8
20	12	Ludovic Loeul	FRA	Am	3	Porsche Lorient Racing	FRA	Porsche 911 GT3 Cup	238.9	6	238.4	16	237.8	5	237.3	4	237.3	8	237.9
21	49	Karim Ajlani	CHE	Am	4	ABM	FRA	Porsche 911 GT3 Cup	238.9	13	238.4	22	237.8	15	237.3	21	236.8	7	237.8
22	56	Frédéric Ancel	FRA	Pro-Am	5	Porsche Lorient Racing	FRA	Porsche 911 GT3 Cup	238.9	18	238.4	11	238.4	15	238.4	16	238.4	19	238.5
23	89	Bashar Mardini	CAN	Pro-Am	6	Tsunami RT	ITA	Porsche 911 GT3 Cup	238.9	8	238.9	15	238.4	6	238.4	14	238.4	21	238.6
24	8	Christian Jaquillard	CHE	Am	5	Racing Technology	FRA	Porsche 911 GT3 Cup	238.4	20	237.8	19	236.3	16	236.3	22	235.8	17	236.9
25	66	Gilles Colombani	FRA	Am	6	Team Claret Sport	FRA	Porsche 911 GT3 Cup	238.4	21	238.4	22	237.8	19	236.8	15	236.8	17	237.6
26	74	Victor Blugeon	FRA	Pro	14	ABM	FRA	Porsche 911 GT3 Cup	238.4	13	238.4	15	238.4	19	237.8	11	237.3	12	238.0
27	911	Christophe Lapierre	FRA	Pro-Am	7	Martinet by Alméras	FRA	Porsche 911 GT3 Cup	238.4	20	237.8	15	237.8	21	237.3	19	236.8	13	237.6
28	78	Dominique Bastien	USA	Am	7	Speedlover	BEL	Porsche 911 GT3 Cup	237.3	21	235.8	8	235.8	10	235.8	20	235.2	16	236.0

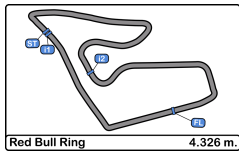




**Red Bull Ring**  
**Porsche Carrera Cup France**  
**Free Practice - 1**  
**Fastest Laps Sequence**

**PORSCHE**  
**CARRERA CUP**  
**FRANCE**

Lap	Time of Day	Session Time	N° Driver	Nat	Cat	Team	Nat	Vehicle	Time	Km/h	
2	11:21:35.053	3:35.053	22 Alessandro Ghiretti		FRA	Pro Martinet by Alméras		FRA	Porsche 911 GT3	1:38.387	158.2
2	11:21:41.486	3:41.486	77 Jérémy Sarhy		FRA	Pro Racing Technology		FRA	Porsche 911 GT3	1:37.649	159.4
2	11:21:55.159	3:55.159	74 Victor Blugeon		FRA	Pro ABM		FRA	Porsche 911 GT3	1:36.913	160.6
3	11:23:12.365	5:12.365	1 Marvin Klein		FRA	Pro TFT Racing		FRA	Porsche 911 GT3	1:33.549	166.4
3	11:24:04.373	6:04.373	97 Artem Slutsii		ISR	Pro Target Compétition		ITA	Porsche 911 GT3	1:33.143	167.2
4	11:24:44.993	6:44.993	1 Marvin Klein		FRA	Pro TFT Racing		FRA	Porsche 911 GT3	1:32.628	168.1
5	11:26:17.334	8:17.334	1 Marvin Klein		FRA	Pro TFT Racing		FRA	Porsche 911 GT3	1:32.341	168.6
6	11:27:49.517	9:49.517	1 Marvin Klein		FRA	Pro TFT Racing		FRA	Porsche 911 GT3	1:32.183	168.9
10	11:38:20.244	20:20.244	1 Marvin Klein		FRA	Pro TFT Racing		FRA	Porsche 911 GT3	1:32.059	169.1
11	11:39:52.247	21:52.247	1 Marvin Klein		FRA	Pro TFT Racing		FRA	Porsche 911 GT3	1:32.003	169.2
17	11:53:03.745	35:03.745	1 Marvin Klein		FRA	Pro TFT Racing		FRA	Porsche 911 GT3	1:31.833	169.5
18	11:53:43.171	35:43.171	98 Dorian Bocolacci		FRA	Pro Forestier Racing CLRT		FRA	Porsche 911 GT3	1:31.673	169.8



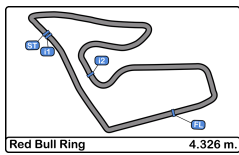
**Red Bull Ring**  
**Porsche Carrera Cup France**  
**Free Practice - 1**  
**Event Best Maximum Speed**



N°	Driver	Nat	Cat	Clas	Team	Nat	Vehicle	Km/h	Session
24	Alexandre Leroy		BEL	Am 1	TFT Racing		Porsche 911 GT3	246.0	Private test
77	Jérémy Sarhy		FRA	Pro 1	Racing Technology		Porsche 911 GT3	242.1	Private test
99	Benjamin Paque		BEL	Pro 2	Forestier Racing CLRT		Porsche 911 GT3	242.1	Private test
1	Marvin Klein		FRA	Pro 3	TFT Racing		Porsche 911 GT3	242.1	Private test
59	Maxence Maurice		FRA	Pro- A-1	IMSA LS Group Performance		Porsche 911 GT3	241.6	Private test
76	Louis Perrot		FRA	Pro 4	IMSA LS Group Performance		Porsche 911 GT3	241.6	Private test
73	Sébastien Poisson		FRA	Am 2	ABM		Porsche 911 GT3	241.6	Free Practice - 1
98	Dorian Boccolacci		FRA	Pro 5	Forestier Racing CLRT		Porsche 911 GT3	241.6	Free Practice - 1
97	Artem Slutskii		ISR	Pro 6	Target Compétition		Porsche 911 GT3	241.6	Free Practice - 1
53	Arthur Mathieu		FRA	Pro 7	Martinet by Alméras		Porsche 911 GT3	241.0	Private test
7	Jérôme Boullery		FRA	Pro- A-1	Racing Technology		Porsche 911 GT3	241.0	Free Practice - 1
22	Alessandro Ghiretti		FRA	Pro 8	Martinet by Alméras		Porsche 911 GT3	241.0	Free Practice - 1
21								240.5	Private test
96	Zakhar Slutskii		ISR	Pro 9	Target Compétition		Porsche 911 GT3	240.5	Private test
2	Marc Guillot		FRA	Pro- A-1	HERRERO Racing		Porsche 911 GT3	240.5	Private test
38	Sébastien Dussolliet		FRA	Pro- A-1	ABM		Porsche 911 GT3	240.5	Private test
12	Ludovic Loeul		FRA	Am 3	Porsche Lorient Racing		Porsche 911 GT3	240.5	Private test
27	Marlon Hernandez		FRA	Pro 10	ABM		Porsche 911 GT3	240.5	Private test
29	Louis Rousset		FRA	Pro 11	Forestier Racing CLRT		Porsche 911 GT3	240.5	Private test
5	Mathys Jaubert		FRA	Pro 12	TFT Racing		Porsche 911 GT3	240.5	Free Practice - 1
921	Fernando Monje		ESP	Pro 13	Martinet by Alméras		Porsche 911 GT3	240.5	Free Practice - 1
66	Gilles Colombani		FRA	Am 4	Team Clairet Sport		Porsche 911 GT3	240.0	Private test
56	Frédéric Ancel		FRA	Pro- A-1	Porsche Lorient Racing		Porsche 911 GT3	239.4	Private test
89	Bashar Mardini		CAN	Pro- A-1	Tsunami RT		Porsche 911 GT3	239.4	Private test
74	Victor Blugeon		FRA	Pro 14	ABM		Porsche 911 GT3	238.9	Private test
49	Karim Ajlani		CHE	Am 5	ABM		Porsche 911 GT3	238.9	Free Practice - 1
78	Dominique Bastien		USA	Am 6	Speedlover		Porsche 911 GT3	238.4	Private test
8	Christian Jaquillard		CHE	Am 7	Racing Technology		Porsche 911 GT3	238.4	Free Practice - 1
911	Christophe Lapierre		FRA	Pro- A-1	Martinet by Alméras		Porsche 911 GT3	238.4	Free Practice - 1







**Red Bull Ring**  
**Porsche Carrera Cup France**  
**Free Practice - 1**  
**Pit Stop Analysis**



**1** Marvin Klein Porsche 911 GT3 Cup  
 Pro TFT Racing

N°	In Day Time	In Time	Out Time	Pit Time	T. Pit Time	Handicap	Diff.
1	11:31:03.969	11:31:03.969	11:35:12.727	4:08.758	4:08.758		
2	11:43:07.920	11:43:07.920	11:46:33.512	3:25.592	7:34.350		

**2** Marc Guillot Porsche 911 GT3 Cup  
 Pro-Am HERRERO Racing

N°	In Day Time	In Time	Out Time	Pit Time	T. Pit Time	Handicap	Diff.
1	11:35:05.976	11:35:05.976	11:38:40.069	3:34.093	3:34.093		

**5** Mathys Jaubert Porsche 911 GT3 Cup  
 Pro TFT Racing

N°	In Day Time	In Time	Out Time	Pit Time	T. Pit Time	Handicap	Diff.
1	11:31:05.121	11:31:05.121	11:36:23.757	5:18.636	5:18.636		
2	11:44:13.559	11:44:13.559	11:48:12.946	3:59.387	9:18.023		

**7** Jérôme Boullery Porsche 911 GT3 Cup  
 Pro-Am Racing Technology

N°	In Day Time	In Time	Out Time	Pit Time	T. Pit Time	Handicap	Diff.
1	11:31:30.872	11:31:30.872	11:35:33.106	4:02.234	4:02.234		
2	11:46:33.909	11:46:33.909	11:49:29.832	2:55.923	6:58.157		

**8** Christian Jaquillard Porsche 911 GT3 Cup  
 Am Racing Technology

N°	In Day Time	In Time	Out Time	Pit Time	T. Pit Time	Handicap	Diff.
1	11:37:39.327	11:37:39.327	11:40:52.887	3:13.560	3:13.560		

**12** Ludovic Loeul Porsche 911 GT3 Cup  
 Am Porsche Lorient Racing

N°	In Day Time	In Time	Out Time	Pit Time	T. Pit Time	Handicap	Diff.
1	11:36:28.666	11:36:28.666	11:41:26.800	4:58.134	4:58.134		
2	11:51:08.525	11:51:08.525	11:57:06.050	5:57.525	10:55.659		

**22** Alessandro Ghiretti Porsche 911 GT3 Cup  
 Pro Martinet by Alméras

N°	In Day Time	In Time	Out Time	Pit Time	T. Pit Time	Handicap	Diff.
1	11:31:22.523	11:31:22.523	11:33:44.767	2:22.244	2:22.244		
2	11:40:05.308	11:40:05.308	11:42:33.473	2:28.165	4:50.409		
3	11:45:37.903	11:45:37.903	11:47:34.451	1:56.548	6:46.957		

**24** Alexandre Leroy Porsche 911 GT3 Cup  
 Am TFT Racing

N°	In Day Time	In Time	Out Time	Pit Time	T. Pit Time	Handicap	Diff.
1	11:35:22.198	11:35:22.198	11:38:33.319	3:11.121	3:11.121		
2	11:48:11.159	11:48:11.159	11:50:20.956	2:09.797	5:20.918		

**27** Marlon Hernandez Porsche 911 GT3 Cup  
 Pro ABM

N°	In Day Time	In Time	Out Time	Pit Time	T. Pit Time	Handicap	Diff.
1	11:31:37.362	11:31:37.362	11:36:36.590	4:59.228	4:59.228		
2	11:45:59.880	11:45:59.880	11:49:38.336	3:38.456	8:37.684		

**29** Louis Rousset Porsche 911 GT3 Cup  
 Pro Forestier Racing CLRT

N°	In Day Time	In Time	Out Time	Pit Time	T. Pit Time	Handicap	Diff.
1	11:34:11.227	11:34:11.227	11:39:21.447	5:10.220	5:10.220		

**38** Sébastien Dussolliet Porsche 911 GT3 Cup  
 Pro-Am ABM

N°	In Day Time	In Time	Out Time	Pit Time	T. Pit Time	Handicap	Diff.
1	11:33:11.507	11:33:11.507	11:38:10.915	4:59.408	4:59.408		
2	11:52:21.137	11:52:21.137	11:55:14.691	2:53.554	7:52.962		

**49** Karim Ajlani Porsche 911 GT3 Cup  
 Am ABM

N°	In Day Time	In Time	Out Time	Pit Time	T. Pit Time	Handicap	Diff.
1	11:32:00.262	11:32:00.262	11:35:22.183	3:21.921	3:21.921		

**53** Arthur Mathieu Porsche 911 GT3 Cup  
 Pro Martinet by Alméras

N°	In Day Time	In Time	Out Time	Pit Time	T. Pit Time	Handicap	Diff.
1	11:34:01.229	11:34:01.229	11:38:06.467	4:05.238	4:05.238		
2	11:49:12.145	11:49:12.145	11:55:51.771	6:39.626	10:44.864		

**56** Frédéric Ancel Porsche 911 GT3 Cup  
 Pro-Am Porsche Lorient Racing

N°	In Day Time	In Time	Out Time	Pit Time	T. Pit Time	Handicap	Diff.
1	11:36:47.738	11:36:47.738	11:42:49.816	6:02.078	6:02.078		
2	11:50:48.733	11:50:48.733	11:54:31.674	3:42.941	9:45.019		

**59** Maxence Maurice Porsche 911 GT3 Cup  
 Pro-Am IMSA LS Group Performance

N°	In Day Time	In Time	Out Time	Pit Time	T. Pit Time	Handicap	Diff.
1	11:31:31.805	11:31:31.805	11:34:57.712	3:25.907	3:25.907		
2	11:47:29.429	11:47:29.429	11:53:14.268	5:44.839	9:10.746		

**66** Gilles Colombani Porsche 911 GT3 Cup  
 Am Team Clairet Sport

N°	In Day Time	In Time	Out Time	Pit Time	T. Pit Time	Handicap	Diff.
1	11:32:21.531	11:32:21.531	11:35:53.019	3:31.488	3:31.488		

**73** Sébastien Poisson Porsche 911 GT3 Cup  
 Am ABM

N°	In Day Time	In Time	Out Time	Pit Time	T. Pit Time	Handicap	Diff.
1	11:38:31.553	11:38:31.553	11:41:33.314	3:01.761	3:01.761		

**74** Victor Blugeon Porsche 911 GT3 Cup  
 Pro ABM

N°	In Day Time	In Time	Out Time	Pit Time	T. Pit Time	Handicap	Diff.
1	11:47:47.254	11:47:47.254	11:53:25.102	5:37.848	5:37.848		

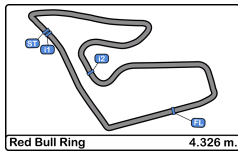
**76** Louis Perrot Porsche 911 GT3 Cup  
 Pro IMSA LS Group Performance

N°	In Day Time	In Time	Out Time	Pit Time	T. Pit Time	Handicap	Diff.
1	11:30:08.226	11:30:08.226	11:32:33.710	2:25.484	2:25.484		
2	11:46:52.829	11:46:52.829	11:48:57.794	2:04.965	4:30.449		

**77** Jérémy Sarhy Porsche 911 GT3 Cup  
 Pro Racing Technology

N°	In Day Time	In Time	Out Time	Pit Time	T. Pit Time	Handicap	Diff.
1	11:31:06.621	11:31:06.621	11:36:20.050	5:13.429	5:13.429		
2	11:42:39.064	11:42:39.064	11:44:30.219	1:51.155	7:04.584		
3	11:50:49.353	11:50:49.353	11:54:24.146	3:34.793	10:39.377		





**Red Bull Ring**  
**Porsche Carrera Cup France**  
**Free Practice - 1**  
**Pit Stop Analysis**



**78** Dominique Bastien Porsche 911 GT3 Cup  
 Am Speedlover

N°	In Day Time	In Time	Out Time	Pit Time	T. Pit Time	Handicap	Diff.
1	11:38:54.992	11:38:54.992	11:40:36.985	1:41.993	1:41.993		

**89** Bashar Mardini Porsche 911 GT3 Cup  
 Pro-Am Tsunami RT

N°	In Day Time	In Time	Out Time	Pit Time	T. Pit Time	Handicap	Diff.
1	11:36:19.664	11:36:19.664	11:40:30.273	4:10.609	4:10.609		

**96** Zakhar Slutskii Porsche 911 GT3 Cup  
 Pro Target Compétition

N°	In Day Time	In Time	Out Time	Pit Time	T. Pit Time	Handicap	Diff.
1	11:27:38.525	11:27:38.525	11:33:19.242	5:40.717	5:40.717		
2	11:44:24.175	11:44:24.175	11:49:36.446	5:12.271	10:52.988		

**97** Artem Slutskii Porsche 911 GT3 Cup  
 Pro Target Compétition

N°	In Day Time	In Time	Out Time	Pit Time	T. Pit Time	Handicap	Diff.
1	11:27:40.529	11:27:40.529	11:33:17.309	5:36.780	5:36.780		
2	11:42:43.904	11:42:43.904	11:48:30.938	5:47.034	11:23.814		

**98** Dorian Boccolacci Porsche 911 GT3 Cup  
 Pro Forestier Racing CLRT

N°	In Day Time	In Time	Out Time	Pit Time	T. Pit Time	Handicap	Diff.
1	11:29:31.310	11:29:31.310	11:33:39.156	4:07.846	4:07.846		
2	11:44:31.035	11:44:31.035	11:47:30.540	2:59.505	7:07.351		

**99** Benjamin Paque Porsche 911 GT3 Cup  
 Pro Forestier Racing CLRT

N°	In Day Time	In Time	Out Time	Pit Time	T. Pit Time	Handicap	Diff.
1	11:31:33.362	11:31:33.362	11:36:33.265	4:59.903	4:59.903		
2	11:45:59.090	11:45:59.090	11:49:41.515	3:42.425	8:42.328		

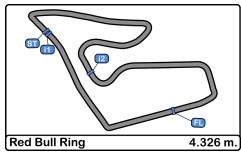
**911** Christophe Lapiere Porsche 911 GT3 Cup  
 Pro-Am Martinet by Almérás

N°	In Day Time	In Time	Out Time	Pit Time	T. Pit Time	Handicap	Diff.
1	11:31:18.652	11:31:18.652	11:34:51.749	3:33.097	3:33.097		
2	11:45:57.744	11:45:57.744	11:48:05.192	2:07.448	5:40.545		

**921** Fernando Monje Porsche 911 GT3 Cup  
 Pro Martinet by Almérás

N°	In Day Time	In Time	Out Time	Pit Time	T. Pit Time	Handicap	Diff.
1	11:35:13.828	11:35:13.828	11:39:33.574	4:19.746	4:19.746		

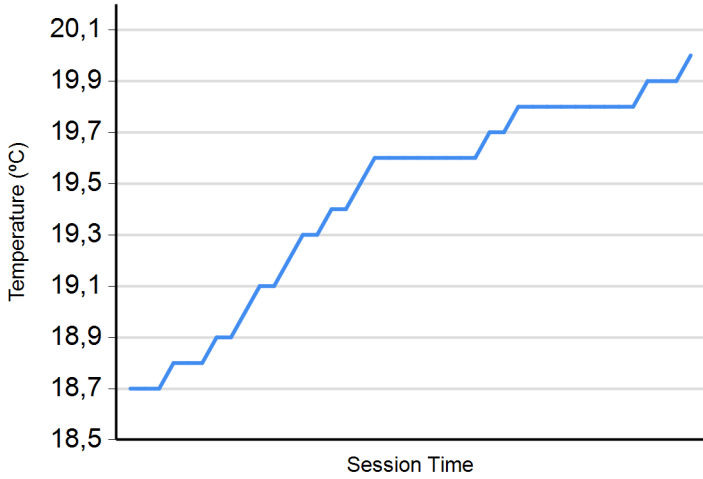




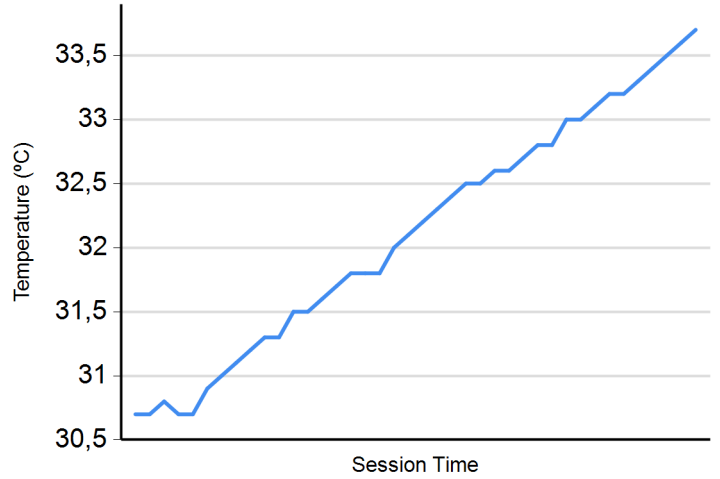
**Red Bull Ring**  
**Porsche Carrera Cup France**  
**Free Practice - 1**  
**Weather Report**



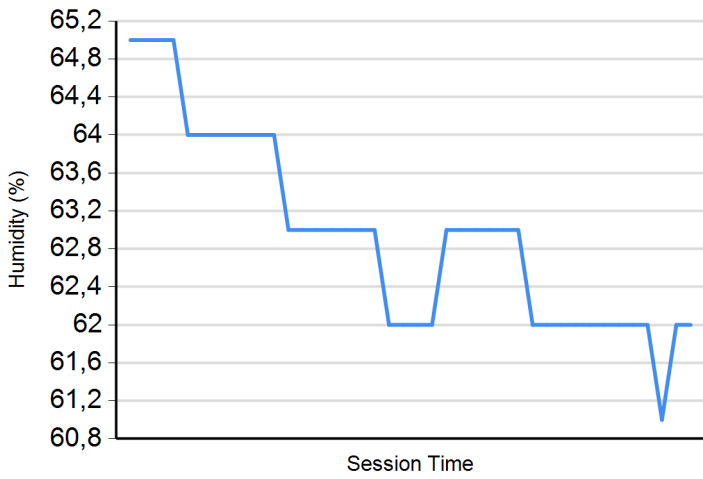
**Air Temperature**



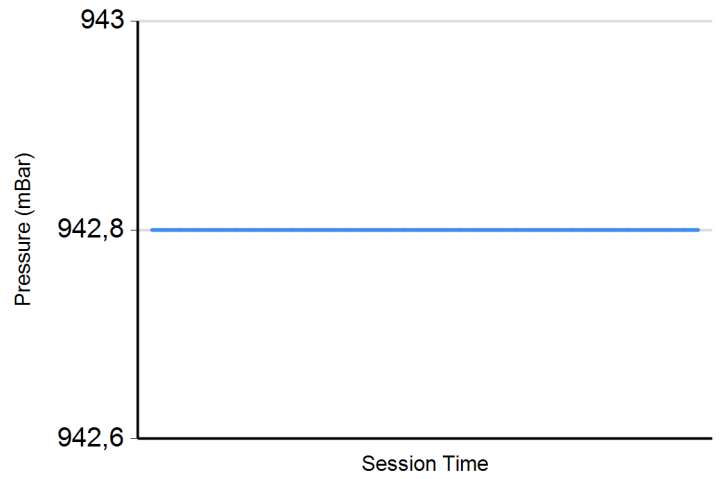
**Track Temperature**



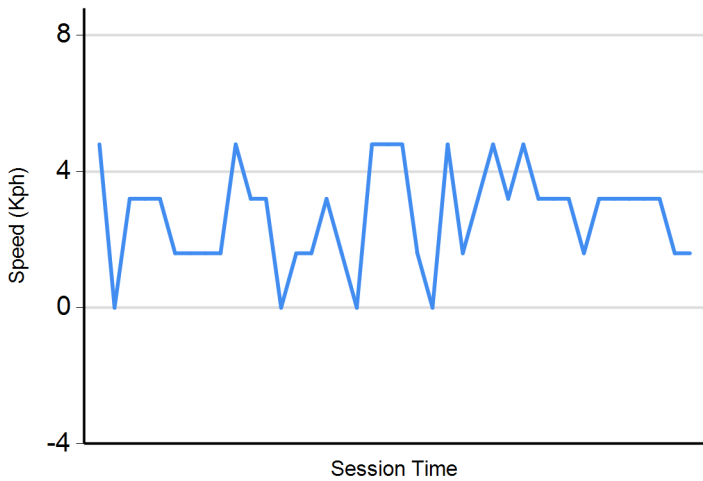
**Humidity**



**Pressure**



**Wind Speed**



**Wind direction**

