



Autodromo Nazionale Monza

BOSS GP

Free Practice - 1

Provisional Results



Autodromo Nazionale Monza 5.793 m.


Clas	Nº	Driver	Nat	Cat	Clas	Team	Nat	Vehicle	Laps	Best	Time	Gap	Interval	Km/h
1	1	Ingo Gerstl	AUT	F1	1	Team Top Speed	AUT	Toro Rosso F1 - STR1	8	8	1:47.172			194.5
2	10	Antonio Pizzonia	BRA	Open	1	HS Engineering	AUT	Dallara World Series	10	10	1:48.325	1.153	1.153	192.5
3	32	Simone Colombo	ITA	Formul	1	M.M. Motorsport	ITA	Dallara GP2	10	9	1:50.695	3.523	2.370	188.3
4	21	David Richert	CAN	Formul	2	M.M. Motorsport	ITA	Dallara GP2	10	8	1:52.312	5.140	1.617	185.6
5	11	Paul O'Connell	IRL	Open	2	HS Engineering	AUT	Dallara World Series	10	10	1:55.194	8.022	2.882	181.0
6	18	Juju Noda	JPN	Formul	3	HS Engineering	AUT	Dallara World Series	10	9	1:58.777	11.605	3.583	175.5
7	27	Marco Ghiotto	ITA	Formul	4	Scuderia Palladio	ITA	Dallara GP2	3	2	1:59.288	12.116	0.511	174.8
8	77	Checco Malavasi	ITA	Formul	5	Scuderia Palladio	ITA	Dallara GP2	10	9	1:59.872	12.700	0.584	173.9
9	133	Michael Grosse-Aschhoff	DEU	Formul	6	Asche-Racing	AUT	Dallara GP2	5	5	2:18.264	31.092	18.392	150.8
10	57	Bruno Jarach	ITA	Formul	7	Esti Motorsport	ITA	Dallara GP2	5	5	2:19.714	32.542	1.450	149.2
11	181	Stefan Eisinger-Sewald	AUT	Super	1	Red Rose Racing	AUT	Ralt RT23	2	2	2:55.630	1:08.458	35.916	118.7
12	42	Felix Grosse-Aschhoff	DEU	Formul	8	Asche-Racing	AUT	Dallara GP2	1	1	9:12:53.311	9:11:06.1	9:09:57.6	00.0
13	66	Andreas Fiedler	DEU	Formul	9	Fiedler Racing	DEU	Dallara GP2	1	1	9:17:23.220	9:15:36.0	4:29.909	00.0

Published at:.....


Track Temp: 19.2 °C Air Temp: 18.4 °C Humidity: 88 % Track Status: DRY

Race Director:

Timekeeper:

  
Luis Garcia  
JOB-1605-ESP/M





**Autodromo Nazionale Monza**  
**BOSS GP**  
**Free Practice - 1**  
**Provisional Results by Category**



F1														
Clas	Nº	Driver	Nat	Cat	Clas	Team	Nat	Vehicle	Laps	Best	Time	Gap	Interval	Km/h
1	1	Ingo Gerstl		F1	1	Team Top Speed		Toro Rosso F1 - STR1	8	8	1:47.172			194.5

Open														
Clas	Nº	Driver	Nat	Cat	Clas	Team	Nat	Vehicle	Laps	Best	Time	Gap	Interval	Km/h
1	10	Antonio Pizzonia		Open	1	HS Engineering		Dallara World Series	10	10	1:48.325			192.5
2	11	Paul O'Connell		Open	2	HS Engineering		Dallara World Series	10	10	1:55.194	6.869	6.869	181.0

Formula														
Clas	Nº	Driver	Nat	Cat	Clas	Team	Nat	Vehicle	Laps	Best	Time	Gap	Interval	Km/h
1	32	Simone Colombo		Formul	1	M.M. Motorsport		Dallara GP2	10	9	1:50.695			188.3
2	21	David Richert		Formul	2	M.M. Motorsport		Dallara GP2	10	8	1:52.312	1.617	1.617	185.6
3	18	Juju Noda		Formul	3	HS Engineering		Dallara World Series	10	9	1:58.777	8.082	6.465	175.5
4	27	Marco Ghiotto		Formul	4	Scuderia Palladio		Dallara GP2	3	2	1:59.288	8.593	0.511	174.8
5	77	Checco Malavasi		Formul	5	Scuderia Palladio		Dallara GP2	10	9	1:59.872	9.177	0.584	173.9
6	133	Michael Grosse-Aschhoff		Formul	6	Asche-Racing		Dallara GP2	5	5	2:18.264	27.569	18.392	150.8
7	57	Bruno Jarach		Formul	7	Esti Motorsport		Dallara GP2	5	5	2:19.714	29.019	1.450	149.2
8	42	Felix Grosse-Aschhoff		Formul	8	Asche-Racing		Dallara GP2	1	1	9:12:53.311	9:11:02.6	9:10:33.5	00.0
9	66	Andreas Fiedler		Formul	9	Fiedler Racing		Dallara GP2	1	1	9:17:23.220	9:15:32.5	4:29.909	00.0

Super Lights														
Clas	Nº	Driver	Nat	Cat	Clas	Team	Nat	Vehicle	Laps	Best	Time	Gap	Interval	Km/h
1	181	Stefan Eisinger-Sewald		Super Lights	1	Red Rose Racing		Ralt RT23	2	2	2:55.630			118.7

Published at:.....

Track Temp: 19.2 °C Air Temp: 18.4 °C Humidity: 88 % Track Status: DRY

Race Director:

Timekeeper:

Luis Garcia  
 JOB-1605-ESP/M





# Autodromo Nazionale Monza

## BOSS GP

### Free Practice - 1

#### Lap Analysis



**1** Ingo Gerstl Toro Rosso F1 - STR1 **21** David Richert Dallara GP2

F1							Team Top Speed						Formula						M.M. Motorsport					
Lap	D	Time	Sector 1	Sector 2	Sector 3	T. Spd	Elapsed	Lap	D	Time	Sector 1	Sector 2	Sector 3	T. Spd	Elapsed	Lap	D	Time	Sector 1	Sector 2	Sector 3	T. Spd	Elapsed	
1		9:02:55.583	9:01:25.928	44.670	44.985	133.4	9:02:55.583	1		9:04:57.172	9:03:19.260	48.555	49.357	111.1	9:04:57.172	2		2:08.743	39.928	44.294	44.521	181.5	9:07:05.915	
2		2:12.746	48.112	42.337	42.297	164.6	9:05:08.329	2		2:05.896	42.868	40.781	42.247	176.4	9:09:11.811	3		2:00.600	37.446	41.262	41.892	209.3	9:11:12.411	
3		1:57.726	36.157	39.989	41.580	204.9	9:07:06.055	3		1:57.661	37.081	39.683	40.897	214.7	9:13:10.072	4		2:00.931	39.932	39.734	41.265	262.1	9:15:11.003	
4		1:55.505	36.527	38.185	40.793	210.9	9:09:01.560	4		1:55.950	35.555	39.896	40.499	247.1	9:17:06.953	5		2:01.056	35.088	45.590	40.378	238.4	9:21:00.321	
5		1:54.409	36.239	38.532	39.638	216.0	9:10:55.969	5		2:04.472	40.939	43.138	40.395	212.5	9:23:04.793	6		2:01.056	35.088	45.590	40.378	238.4	9:21:00.321	
6		2:04.286 P	35.324	37.704	51.258	218.1	9:13:00.255	6		2:01.056	35.088	45.590	40.378	238.4	9:21:00.321	7		2:01.056	35.088	45.590	40.378	238.4	9:21:00.321	
7		8:57.697	7:40.719	39.232	37.746	198.8	9:21:57.952	7		2:01.056	35.088	45.590	40.378	238.4	9:21:00.321	8		2:01.056	35.088	45.590	40.378	238.4	9:21:00.321	
8		1:47.172	34.023	36.304	36.845	207.6	9:23:45.124	8		2:01.056	35.088	45.590	40.378	238.4	9:21:00.321	9		2:01.056	35.088	45.590	40.378	238.4	9:21:00.321	
9			33.384			263.4		9		2:01.056	35.088	45.590	40.378	238.4	9:21:00.321	10		2:01.056	35.088	45.590	40.378	238.4	9:21:00.321	

**10** Antonio Pizzonia Dallara World Series V8 - T12 **10** 2:04.472 40.939 43.138 40.395 212.5 9:23:04.793

Open HS Engineering **11** 39.178 40.976 234.7

Open							HS Engineering						27						Marco Ghiotto Dallara GP2					
Lap	D	Time	Sector 1	Sector 2	Sector 3	T. Spd	Elapsed	Lap	D	Time	Sector 1	Sector 2	Sector 3	T. Spd	Elapsed	Lap	D	Time	Sector 1	Sector 2	Sector 3	T. Spd	Elapsed	
1		9:02:48.279	9:01:22.077	43.767	42.435	158.3	9:02:48.279	1		9:13:45.648	9:12:01.556	1:02.586	41.506	140.8	9:13:45.648	1		9:13:45.648	9:12:01.556	1:02.586	41.506	140.8	9:13:45.648	
2		2:05.389	38.690	41.834	44.865	227.8	9:04:53.668	2		1:59.288	35.203	42.594	41.491	284.2	9:15:44.936	2		2:13.519 P	37.506	42.632	53.381	213.0	9:17:58.455	
3		2:07.722 P	37.300	40.992	49.430	237.3	9:07:01.390	3		5:31.213	42.415			173.0		3		5:31.213	42.415			173.0		
4		5:16.684	3:57.104	40.142	39.438	228.3	9:12:18.074	4								4								
5		1:55.324	36.740	39.204	39.380	266.0	9:14:13.398	5								5								
6		1:56.056	37.637	37.540	40.879	299.1	9:16:09.454	6								6								
7		1:50.325	35.026	37.326	37.973	255.3	9:17:59.779	7								7								
8		1:49.521	34.197	37.504	37.820	285.7	9:19:49.300	8								8								
9		2:02.388	38.595	42.544	41.249	297.5	9:21:51.688	9								9								
10		1:48.325	34.079	36.809	37.437	277.6	9:23:40.013	10								10								
11			33.247			297.5		11								11								

**32** Simone Colombo Dallara GP2

Formula M.M. Motorsport

Formula							M.M. Motorsport								
Lap	D	Time	Sector 1	Sector 2	Sector 3	T. Spd	Elapsed	Lap	D	Time	Sector 1	Sector 2	Sector 3	T. Spd	Elapsed
1		9:04:41.511	9:03:15.409	43.816	42.286	112.8	9:04:41.511	1		9:04:41.511	9:03:15.409	43.816	42.286	112.8	9:04:41.511
2		2:08.175	36.131	48.631	43.413	225.0	9:06:49.686	2		2:08.175	36.131	48.631	43.413	225.0	9:06:49.686
3		1:57.969	35.791	41.085	41.093	233.2	9:08:47.655	3		1:57.969	35.791	41.085	41.093	233.2	9:08:47.655
4		1:58.902	35.802	43.113	39.987	213.8	9:10:46.557	4		1:58.902	35.802	43.113	39.987	213.8	9:10:46.557
5		1:55.922	36.471	39.559	39.892	221.3	9:12:42.479	5		1:55.922	36.471	39.559	39.892	221.3	9:12:42.479
6		1:53.115	35.294	38.667	39.154	240.5	9:14:35.594	6		1:53.115	35.294	38.667	39.154	240.5	9:14:35.594
7		1:51.286	34.403	37.897	38.986	269.3	9:16:26.880	7		1:51.286	34.403	37.897	38.986	269.3	9:16:26.880
8		1:52.700	34.444	39.027	39.229	283.4	9:18:19.580	8		1:52.700	34.444	39.027	39.229	283.4	9:18:19.580
9		1:50.695	34.282	37.740	38.673	280.5	9:20:10.275	9		1:50.695	34.282	37.740	38.673	280.5	9:20:10.275
10		2:15.968 P	41.000	40.879	54.089	276.9	9:22:26.243	10		2:15.968 P	41.000	40.879	54.089	276.9	9:22:26.243

**42** Felix Grosse-Aschhoff Dallara GP2

Formula Asche-Racing

Formula							Asche-Racing								
Lap	D	Time	Sector 1	Sector 2	Sector 3	T. Spd	Elapsed	Lap	D	Time	Sector 1	Sector 2	Sector 3	T. Spd	Elapsed
1		9:12:53.311 P	9:10:54.708	53.419	1:05.184	110.6	9:12:53.311	1		9:12:53.311 P	9:10:54.708	53.419	1:05.184	110.6	9:12:53.311

**57** Bruno Jarach Dallara GP2

Formula Esti Motorsport

Formula							Esti Motorsport								
Lap	D	Time	Sector 1	Sector 2	Sector 3	T. Spd	Elapsed	Lap	D	Time	Sector 1	Sector 2	Sector 3	T. Spd	Elapsed
1		9:13:52.362	9:12:08.757	50.172	53.433	122.4	9:13:52.362	1		9:13:52.362	9:12:08.757	50.172	53.433	122.4	9:13:52.362
2		2:22.245	44.852	47.105	50.288	175.6	9:16:14.607	2		2:22.245	44.852	47.105	50.288	175.6	9:16:14.607
3		2:20.500	43.272	46.878	50.350	190.8	9:18:35.107	3		2:20.500	43.272	46.878	50.350	190.8	9:18:35.107
4		2:20.796	43.984	47.300	49.512	161.1	9:20:55.903	4		2:20.796	43.984	47.300	49.512	161.1	9:20:55.903
5		2:19.714	43.613	46.796	49.305	164.1	9:23:15.617	5		2:19.714	43.613	46.796	49.305	164.1	9:23:15.617
6			42.040			173.6		6			42.040			173.6	

**66** Andreas Fiedler Dallara GP2

Formula Fiedler Racing

Formula							Fiedler Racing								
Lap	D	Time	Sector 1	Sector 2	Sector 3	T. Spd	Elapsed	Lap	D	Time	Sector 1	Sector 2	Sector 3	T. Spd	Elapsed
1		9:17:23.220 P	9:14:40.700	1:17.520	1:25.000	133.8	9:17:23.220	1		9:17:23.220 P	9:14:40.700	1:17.520	1:25.000	133.8	9:17:23.220

11 37.519 41.854 210.9





# Autodromo Nazionale Monza

## BOSS GP

### Free Practice - 1

#### Lap Analysis



# 77

Checco Malavasi

Dallara GP2

Formula

Scuderia Palladio

Lap	D	Time	Sector 1	Sector 2	Sector 3	T. Spd	Elapsed
1		9:03:41.901	9:02:01.648	50.757	49.496	111.8	9:03:41.901
2		2:23.204	47.583	47.830	47.791	177.9	9:06:05.105
3		2:15.376	42.792	46.120	46.464	193.2	9:08:20.481
4		2:08.794	43.369	42.747	42.678	183.0	9:10:29.275
5		2:16.779	49.693	43.812	43.274	235.8	9:12:46.054
6		2:04.422	40.162	42.380	41.880	211.7	9:14:50.476
7		2:05.469	38.353	42.619	44.497	247.7	9:16:55.945
8		2:02.500	39.595	41.549	41.356	212.5	9:18:58.445
9		<b>1:59.872</b>	38.573	40.675	<b>40.624</b>	249.4	9:20:58.317
10		2:06.194	41.679	43.621	40.894	174.1	9:23:04.511
11			<b>37.994</b>	<b>40.106</b>		251.7	

# 133

Michael Grosse-Aschhoff

Dallara GP2

Formula

Asche-Racing

Lap	D	Time	Sector 1	Sector 2	Sector 3	T. Spd	Elapsed
1		9:12:37.654	9:10:50.905	53.383	53.366	124.7	9:12:37.654
2		2:24.596	45.120	49.904	49.572	186.2	9:15:02.250
3		2:27.053 P	<b>42.371</b>	47.394	57.288	172.8	9:17:29.303
4		3:21.737	1:48.178	<b>46.242</b>	<b>47.317</b>	148.1	9:20:51.040
5		<b>2:18.264</b>	42.609	47.439	48.216	179.7	9:23:09.304
6			43.591			208.4	

# 181

Stefan Eisinger-Sewald

Ralt RT23

Super Lights

Red Rose Racing

Lap	D	Time	Sector 1	Sector 2	Sector 3	T. Spd	Elapsed
1		9:08:52.817	9:07:03.893	54.549	<b>54.375</b>	135.6	9:08:52.817
2		<b>2:55.630</b> P	<b>48.484</b>	<b>52.844</b>	1:14.302	156.5	9:11:48.447



# Autodromo Nazionale Monza

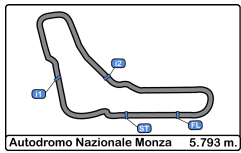
## BOSS GP

### Free Practice - 1

#### Best Sectors Results




Sector - 1			Sector - 2			Sector - 3			Ideal Lap vs Best Lap						
Clas	Nº	Driver	Time	Nº	Driver	Time	Nº	Driver	Time	Clas	Nº	Driver	Ideal Lap	Best Lap	Clas
1	10	Antonio Pizzonia	33.247	1	Ingo Gerstl	36.304	1	Ingo Gerstl	36.845	1	1	Ingo Gerstl	1:46.533	1:47.172	1
2	1	Ingo Gerstl	33.384	10	Antonio Pizzonia	36.809	10	Antonio Pizzonia	37.437	2	10	Antonio Pizzonia	1:47.493	1:48.325	2
3	32	Simone Colombo	34.282	32	Simone Colombo	37.740	32	Simone Colombo	38.673	3	32	Simone Colombo	1:50.695	1:50.695	3
4	21	David Richert	35.088	21	David Richert	37.859	21	David Richert	39.137	4	21	David Richert	1:52.084	1:52.312	4
5	27	Marco Ghiotto	35.203	11	Paul O'Connell	38.009	11	Paul O'Connell	40.477	5	11	Paul O'Connell	1:54.460	1:55.194	5
6	11	Paul O'Connell	35.974	18	Juju Noda	40.025	77	Checco Malavasi	40.624	6	18	Juju Noda	1:58.341	1:58.777	6
7	18	Juju Noda	36.914	77	Checco Malavasi	40.106	18	Juju Noda	41.402	7	77	Checco Malavasi	1:58.724	1:59.872	8
8	77	Checco Malavasi	37.994	27	Marco Ghiotto	42.415	27	Marco Ghiotto	41.491	8	27	Marco Ghiotto	1:59.109	1:59.288	7
9	57	Bruno Jarach	42.040	133	Michael Grosse-Aschhoff	46.242	133	Michael Grosse-Aschhoff	47.317	9	133	Michael Grosse-Aschhoff	2:15.930	2:18.264	9
10	13	Michael Grosse-Aschhoff	42.371	57	Bruno Jarach	46.796	57	Bruno Jarach	49.305	10	57	Bruno Jarach	2:18.141	2:19.714	10
11	18	Stefan Eisinger-Sewald	48.484	181	Stefan Eisinger-Sewald	52.844	181	Stefan Eisinger-Sewald	54.375	11	181	Stefan Eisinger-Sewald	2:35.703	2:55.630	11
12	42	Felix Grosse-Aschhoff	Transpo	42	Felix Grosse-Aschhoff	53.419	42	Felix Grosse-Aschhoff	1:05.184	12	42	Felix Grosse-Aschhoff	Transpo	Transpo	12
13	66	Andreas Fiedler	Transpo	66	Andreas Fiedler	1:17.520	66	Andreas Fiedler	1:25.000	13	66	Andreas Fiedler	Transpo	Transpo	13



**Autodromo Nazionale Monza**  
**BOSS GP**  
**Free Practice - 1**  
**Best 5 Lap Times**



Cls	N°	Driver	Nat	Cat	Cls	Team	Nat	Vehicle	Best 1		Best 2		Best 3		Best 4		Best 5		
									Time	Lap	Time	Lap	Time	Lap	Time	Lap	Time	Lap	
1	1	Ingo Gerstl		AUT	F1	1	Team Top Speed		Toro Rosso F1 -	1:47.172	8	1:54.409	5	1:55.505	4	1:57.726	3	2:04.286	6
2	10	Antonio Pizzonia		BRA	Ope	1	HS Engineering		Dallara World Series	1:48.325	10	1:49.521	8	1:50.325	7	1:55.324	5	1:56.056	6
3	32	Simone Colombo		ITA	Formula	1	M.M. Motorsport		Dallara GP2	1:50.695	9	1:51.286	7	1:52.700	8	1:53.115	6	1:55.922	5
4	21	David Richert		CAN	Formula	2	M.M. Motorsport		Dallara GP2	1:52.312	8	1:55.950	7	1:57.661	5	2:00.600	4	2:00.931	6
5	11	Paul O'Connell		IRL	Ope	2	HS Engineering		Dallara World Series	1:55.194	10	1:57.025	8	1:59.604	9	2:01.193	7	2:02.416	6
6	18	Juju Noda		JPN	Formula	3	HS Engineering		Dallara World Series	1:58.777	9	2:01.352	7	2:02.111	10	2:09.898	6	2:10.028	8
7	27	Marco Ghiotto		ITA	Formula	4	Scuderia Palladio		Dallara GP2	1:59.288	2	2:13.519	3						
8	77	Checco Malavasi		ITA	Formula	5	Scuderia Palladio		Dallara GP2	1:59.872	9	2:02.500	8	2:04.422	6	2:05.469	7	2:06.194	10
9	133	Michael Grosse-Aschhoff		DEU	Formula	6	Asche-Racing		Dallara GP2	2:18.264	5	2:24.596	2	2:27.053	3	3:21.737	4		
10	57	Bruno Jarach		ITA	Formula	7	Esti Motorsport		Dallara GP2	2:19.714	5	2:20.500	3	2:20.796	4	2:22.245	2		
11	181	Stefan Eisinger-Sewald		AUT	Super Lights	1	Red Rose Racing		Ralt RT23	2:55.630	2								
12	42	Felix Grosse-Aschhoff		DEU	Formula	8	Asche-Racing		Dallara GP2										
13	66	Andreas Fiedler		DEU	Formula	9	Fiedler Racing		Dallara GP2										



**Autodromo Nazionale Monza**  
**BOSS GP**  
**Free Practice - 1**  
**Best 5 Top Speeds**



Autodromo Nazionale Monza 5.793 m.

Clas	N°	Driver	Nat	Cat	Cls	Team	Nat	Vehicle	Top 1		Top 2		Top 3		Top 4		Top 5		Avg
									Km/h	Lap	Km/h	Lap	Km/h	Lap	Km/h	Lap	Km/h	Lap	
1	10	Antonio Pizzonia		BRZ	Ope	1	HS Engineering		299.1	6	297.5	9	297.5	11	285.7	8	277.6	10	291.5
2	11	Paul O'Connell		IRL	Ope	2	HS Engineering		288.7	11	256.5	4	254.7	10	240.5	8	212.5	9	250.6
3	27	Marco Ghiotto		ITA	Formula	1	Scuderia Palladio		284.2	2	213.0	3	173.0	4	140.8	1			202.7
4	32	Simone Colombo		ITA	Formula	2	M.M. Motorsport		283.4	8	280.5	9	276.9	10	269.3	7	240.5	6	270.1
5	1	Ingo Gerstl		AUT	F1	1	Team Top Speed		263.4	9	218.1	6	216.0	5	210.9	4	207.6	8	223.2
6	21	David Richert		CAN	Formula	3	M.M. Motorsport		262.1	6	255.3	8	247.1	7	238.4	9	234.7	11	247.5
7	77	Checco Malavasi		ITA	Formula	4	Scuderia Palladio		251.7	11	249.4	9	247.7	7	235.8	5	212.5	8	239.4
8	18	Juju Noda		JPN	Formula	5	HS Engineering		220.8	8	219.9	9	213.4	4	210.9	11	197.8	6	212.5
9	133	Michael Grosse-Aschhoff		DEU	Formula	6	Asche-Racing		208.4	6	186.2	2	179.7	5	172.8	3	148.1	4	179.0
10	57	Bruno Jarach		ITA	Formula	7	Esti Motorsport		190.8	3	175.6	2	173.6	6	164.1	5	161.1	4	173.0
11	181	Stefan Eisinger-Sewald		AUT	Super Lights	1	Red Rose Racing		156.5	2	135.6	1							146.1
12	66	Andreas Fiedler		DEU	Formula	8	Fiedler Racing		133.8	1									133.8
13	42	Felix Grosse-Aschhoff		DEU	Formula	9	Asche-Racing		110.6	1									110.6



Autodromo Nazionale Monza

BOSS GP

Free Practice - 1

Fastest Laps Sequence



Autodromo Nazionale Monza 5.793 m.

Lap	Time of Day	Session Time	N° Driver	Nat	Cat	Team	Nat	Vehicle	Time	Km/h
2	9:04:53.668	4:53.668	10 Antonio Pizzonia		BRA	Open HS Engineering		Dallara World	2:05.389	166.3
3	9:07:06.055	7:06.055	1 Ingo Gerstl		AUT	F1 Team Top Speed		Toro Rosso F1 -	1:57.726	177.1
4	9:09:01.560	9:01.560	1 Ingo Gerstl		AUT	F1 Team Top Speed		Toro Rosso F1 -	1:55.505	180.5
5	9:10:55.969	10:55.969	1 Ingo Gerstl		AUT	F1 Team Top Speed		Toro Rosso F1 -	1:54.409	182.2
6	9:14:35.594	14:35.594	32 Simone Colombo		ITA	Formul M.M. Motorsport		Dallara GP2	1:53.115	184.3
7	9:16:26.880	16:26.880	32 Simone Colombo		ITA	Formul M.M. Motorsport		Dallara GP2	1:51.286	187.3
7	9:17:59.779	17:59.779	10 Antonio Pizzonia		BRA	Open HS Engineering		Dallara World	1:50.325	189.0
8	9:19:49.300	19:49.300	10 Antonio Pizzonia		BRA	Open HS Engineering		Dallara World	1:49.521	190.4
10	9:23:40.013	23:40.013	10 Antonio Pizzonia		BRA	Open HS Engineering		Dallara World	1:48.325	192.5
8	9:23:45.124	23:45.124	1 Ingo Gerstl		AUT	F1 Team Top Speed		Toro Rosso F1 -	1:47.172	194.5





**Autodromo Nazionale Monza**  
**BOSS GP**  
**Free Practice - 1**  
**Event Best Maximum Speed**



N°	Driver	Nat	Cat	Clas	Team	Nat	Vehicle	Km/h	Session	
10	Antonio Pizzonia		BRN	Ope	1	HS Engineering		Dallara World	299.1	Free Practice - 1
11	Paul O'Connell		IRE	Ope	2	HS Engineering		Dallara World	288.7	Free Practice - 1
27	Marco Ghiotto		ITA	Formul	1	Scuderia Palladio		Dallara GP2	284.2	Free Practice - 1
32	Simone Colombo		ITA	Formul	2	M.M. Motorsport		Dallara GP2	283.4	Free Practice - 1
1	Ingo Gerstl		AUT	F1	1	Team Top Speed		Toro Rosso F1 -	263.4	Free Practice - 1
21	David Richert		CAN	Formul	3	M.M. Motorsport		Dallara GP2	262.1	Free Practice - 1
77	Checco Malavasi		ITA	Formul	4	Scuderia Palladio		Dallara GP2	251.7	Free Practice - 1
18	Juju Noda		JPN	Formul	5	HS Engineering		Dallara World	220.8	Free Practice - 1
133	Michael Grosse-Aschhoff		DEU	Formul	6	Asche-Racing		Dallara GP2	208.4	Free Practice - 1
57	Bruno Jarach		ITA	Formul	7	Esti Motorsport		Dallara GP2	190.8	Free Practice - 1
181	Stefan Eisinger-Sewald		AUT	Super	1	Red Rose Racing		Ralt RT23	156.5	Free Practice - 1
66	Andreas Fiedler		DEU	Formul	8	Fiedler Racing		Dallara GP2	133.8	Free Practice - 1
42	Felix Grosse-Aschhoff		DEU	Formul	9	Asche-Racing		Dallara GP2	110.6	Free Practice - 1



Autodromo Nazionale Monza

BOSS GP

Free Practice - 1

Pit Stop Analysis



**1** Ingo Gerstl Toro Rosso F1 - STR1  
F1 Team Top Speed

N°	In Day Time	In Time	Out Time	Pit Time	T. Pit Time	Handicap	Diff.
1	9:12:53.940	9:12:53.940	9:20:01.468	7:07.528	7:07.528		

**10** Antonio Pizzonia Dallara World Series V8 - T12  
Open HS Engineering


N°	In Day Time	In Time	Out Time	Pit Time	T. Pit Time	Handicap	Diff.
1	9:06:56.101	9:06:56.101	9:10:21.511	3:25.410	3:25.410		

**27** Marco Ghiotto Dallara GP2  
Formula Scuderia Palladio

N°	In Day Time	In Time	Out Time	Pit Time	T. Pit Time	Handicap	Diff.
1	9:17:53.019	9:17:53.019	9:22:48.442	4:55.423	4:55.423		

**133** Michael Grosse-Aschhoff Dallara GP2  
Formula Asche-Racing

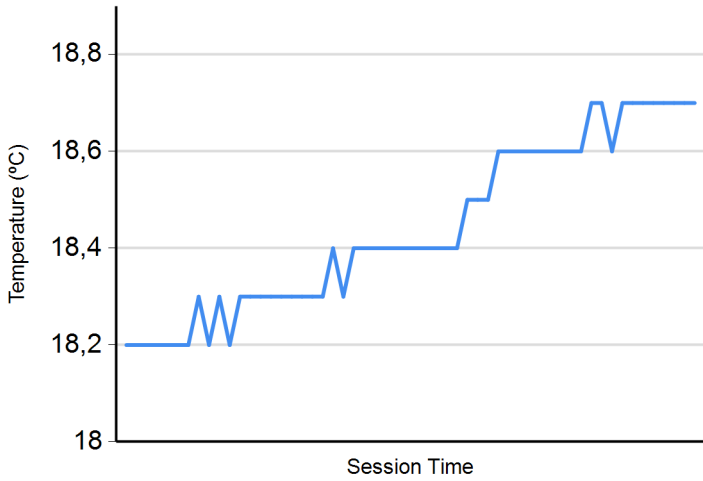
N°	In Day Time	In Time	Out Time	Pit Time	T. Pit Time	Handicap	Diff.
1	9:17:24.195	9:17:24.195	9:18:32.238	1:08.043	1:08.043		



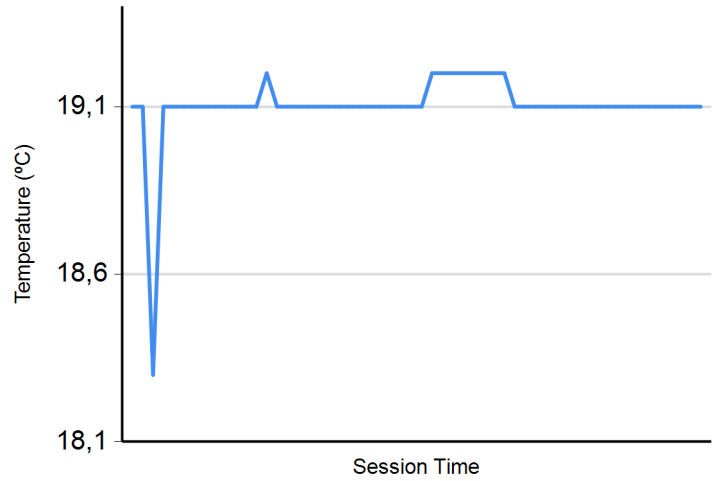
**Autodromo Nazionale Monza**  
**BOSS GP**  
**Free Practice - 1**  
**Weather Report**



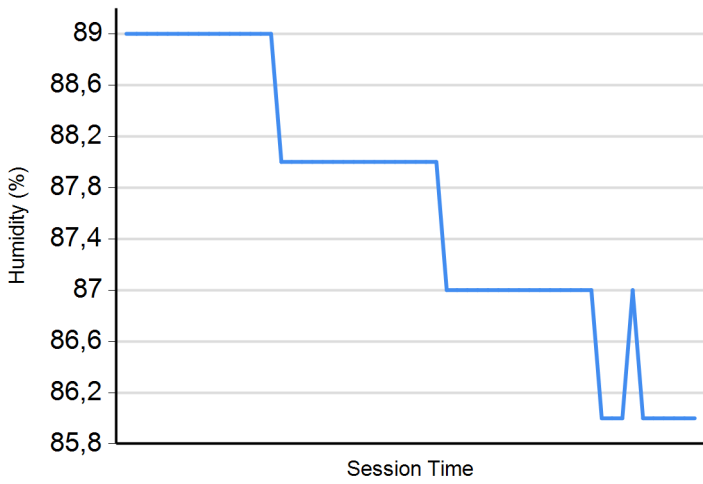
**Air Temperature**



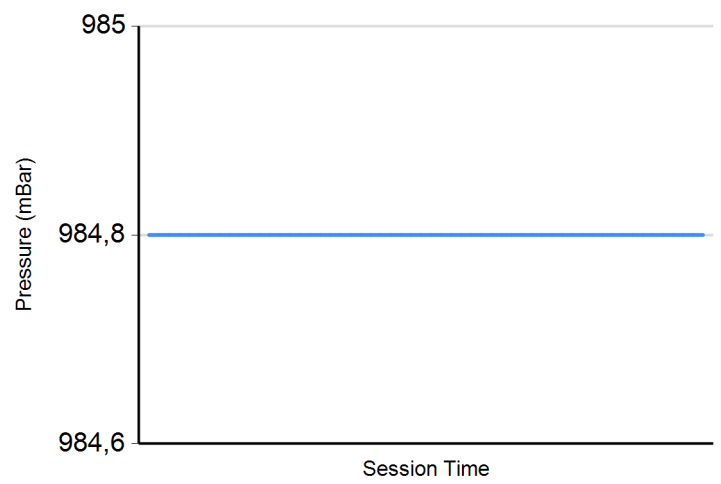
**Track Temperature**



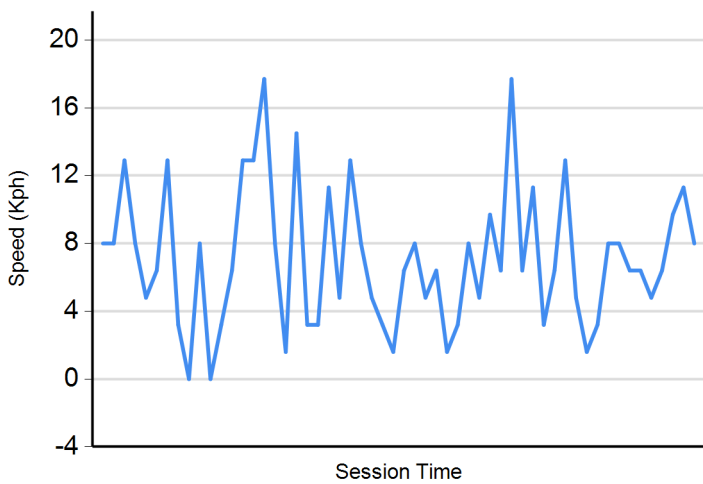
**Humidity**



**Pressure**



**Wind Speed**



**Wind direction**

North = 0°/360° Est = 90° South = 180° West = 270°

