



Autodromo Nazionale Monza

BOSS GP

Qualifying

Provisional Results



Autodromo Nazionale Monza 5.793 m.

Clas	Nº	Driver	Nat	Cat	Clas	Team	Nat	Vehicle	Laps	Best	Time	Gap	Interval	Km/h
1	1	Ingo Gerstl		F1	1	Team Top Speed		Toro Rosso F1 - STR1	5	4	1:27.870			237.3
2	10	Antonio Pizzonia		Open	1	HS Engineering		Dallara World Series	6	5	1:33.007	5.137	5.137	224.2
3	27	Marco Ghiotto		Formul	1	Scuderia Palladio		Dallara GP2	12	4	1:36.682	8.812	3.675	215.7
4	32	Simone Colombo		Formul	2	M.M. Motorsport		Dallara GP2	5	4	1:37.185	9.315	0.503	214.5
5	11	Paul O'Connell		Open	2	HS Engineering		Dallara World Series	6	5	1:37.197	9.327	0.012	214.5
6	21	David Richert		Formul	3	M.M. Motorsport		Dallara GP2	5	4	1:37.394	9.524	0.197	214.1
7	77	Checco Malavasi		Formul	4	Scuderia Palladio		Dallara GP2	13	4	1:38.538	10.668	1.144	211.6
8	18	Juju Noda		Formul	5	HS Engineering		Dallara World Series	13	8	1:38.564	10.694	0.026	211.5
9	66	Andreas Fiedler		Formul	6	Fiedler Racing		Dallara GP2	8	6	1:39.772	11.902	1.208	209.0
10	42	Felix Grosse-Aschhoff		Formul	7	Asche-Racing		Dallara GP2	12	11	1:41.170	13.300	1.398	206.1
11	133	Michael Grosse-Aschhoff		Formul	8	Asche-Racing		Dallara GP2	12	8	1:46.556	18.686	5.386	195.7
12	57	Bruno Jarach		Formul	9	Esti Motorsport		Dallara GP2	9	8	1:48.535	20.665	1.979	192.1
13	181	Stefan Eisinger-Sewald		Super 1.600cc	1	Red Rose Racing		Ralt RT23	7	6	1:51.591	23.721	3.056	186.8

Published at:.....


Track Temp: 25.1 °C Air Temp: 22.2 °C Humidity: 60 % Track Status: WET

Race Director:

Timekeeper:

Luis Garcia
JOB-1605-ESP/M





Autodromo Nazionale Monza
BOSS GP
Qualifying
Provisional Results by Category



F1														
Clas	Nº	Driver	Nat	Cat	Clas	Team	Nat	Vehicle	Laps	Best	Time	Gap	Interval	Km/h
1	1	Ingo Gerstl		F1	1	Team Top Speed		Toro Rosso F1 - STR1	5	4	1:27.870			237.3

Open														
Clas	Nº	Driver	Nat	Cat	Clas	Team	Nat	Vehicle	Laps	Best	Time	Gap	Interval	Km/h
1	10	Antonio Pizzonia		Open	1	HS Engineering		Dallara World Series	6	5	1:33.007			224.2
2	11	Paul O'Connell		Open	2	HS Engineering		Dallara World Series	6	5	1:37.197	4.190	4.190	214.5

Formula														
Clas	Nº	Driver	Nat	Cat	Clas	Team	Nat	Vehicle	Laps	Best	Time	Gap	Interval	Km/h
1	27	Marco Ghiotto		Formul	1	Scuderia Palladio		Dallara GP2	12	4	1:36.682			215.7
2	32	Simone Colombo		Formul	2	M.M. Motorsport		Dallara GP2	5	4	1:37.185	0.503	0.503	214.5
3	21	David Richert		Formul	3	M.M. Motorsport		Dallara GP2	5	4	1:37.394	0.712	0.209	214.1
4	77	Checco Malavasi		Formul	4	Scuderia Palladio		Dallara GP2	13	4	1:38.538	1.856	1.144	211.6
5	18	Juju Noda		Formul	5	HS Engineering		Dallara World Series	13	8	1:38.564	1.882	0.026	211.5
6	66	Andreas Fiedler		Formul	6	Fiedler Racing		Dallara GP2	8	6	1:39.772	3.090	1.208	209.0
7	42	Felix Grosse-Aschhoff		Formul	7	Asche-Racing		Dallara GP2	12	11	1:41.170	4.488	1.398	206.1
8	133	Michael Grosse-Aschhoff		Formul	8	Asche-Racing		Dallara GP2	12	8	1:46.556	9.874	5.386	195.7
9	57	Bruno Jarach		Formul	9	Esti Motorsport		Dallara GP2	9	8	1:48.535	11.853	1.979	192.1

Super Lights														
Clas	Nº	Driver	Nat	Cat	Clas	Team	Nat	Vehicle	Laps	Best	Time	Gap	Interval	Km/h
1	181	Stefan Eisinger-Sewald		Super Lights	1	Red Rose Racing		Ralt RT23	7	6	1:51.591			186.8

Published at:.....


Track Temp: 25.1 °C Air Temp: 22.2 °C Humidity: 60 % Track Status: WET

Race Director:

Timekeeper:

Luis Garcia
 JOB-1605-ESP/M





Autodromo Nazionale Monza
BOSS GP
Qualifying
Lap Analysis



1 Ingo Gerstl Toro Rosso F1 - STR1							27 Marco Ghiotto Dallara GP2								
F1 Team Top Speed							Formula Scuderia Palladio								
Lap	D	Time	Sector 1	Sector 2	Sector 3	T. Spd	Elapsed	Lap	D	Time	Sector 1	Sector 2	Sector 3	T. Spd	Elapsed
1		11:29:31.157	11:28:25.913	33.003	32.241	249.4	11:29:31.157	1		11:39:02.668	11:37:51.315	36.496	34.857	206.5	11:39:02.668
2		1:29.531	28.636	30.247	30.648	319.5	11:31:00.688	2		1:49.862 P	31.771	34.192	43.899	285.7	11:40:52.530
3		1:28.831	28.286	30.188	30.357	328.2	11:32:29.519	3		5:09.674	4:01.312	34.527	33.835	206.1	11:46:02.204
4		1:27.870	28.039	29.591	30.240	326.2	11:33:57.389	4		1:36.682	30.916	33.089	32.677	301.6	11:47:38.886
5		1:52.135 P	33.943	34.268	43.924	213.4	11:35:49.524	5		1:42.274	34.135	34.328	33.811	301.6	11:49:21.160
10 Antonio Pizzonia Dallara World Series V8 - T12							6								
Open HS Engineering							7								
Lap	D	Time	Sector 1	Sector 2	Sector 3	T. Spd	Elapsed	Lap	D	Time	Sector 1	Sector 2	Sector 3	T. Spd	Elapsed
1		11:28:58.520	11:27:50.337	34.538	33.645	191.8	11:28:58.520	6		1:37.604	31.069	33.267	33.268	301.6	11:50:58.764
2		1:35.002	30.547	32.325	32.130	301.6	11:30:33.522	7		1:39.639	31.033	34.908	33.698	289.5	11:52:38.403
3		1:33.698	29.872	31.867	31.959	306.8	11:32:07.220	8		2:36.728 P	40.618	53.346	1:02.764	281.9	11:55:15.131
4		1:33.348	29.722	31.795	31.831	310.3	11:33:40.568	9		4:58.848	3:48.917	35.169	34.762	217.7	12:00:13.979
5		1:33.007	29.666	31.703	31.638	309.4	11:35:13.575	10		1:37.974	31.215	33.464	33.295	300.8	12:01:51.953
6		2:04.246 P	37.237	40.598	46.411	255.3	11:37:17.821	11		1:36.983	30.858	32.908	33.217	302.5	12:03:28.936
11 Paul O'Connell Dallara World Series V8 - T12							32 Simone Colombo Dallara GP2								
Open HS Engineering							Formula M.M. Motorsport								
Lap	D	Time	Sector 1	Sector 2	Sector 3	T. Spd	Elapsed	Lap	D	Time	Sector 1	Sector 2	Sector 3	T. Spd	Elapsed
1		11:29:12.598	11:28:00.630	35.810	36.158	184.3	11:29:12.598	1		11:30:18.506	11:28:59.745	41.214	37.547	144.1	11:30:18.506
2		1:39.903	31.489	34.055	34.359	285.7	11:30:52.501	2		1:39.606	31.510	34.388	33.708	278.3	11:31:58.112
3		1:38.541	31.382	33.848	33.311	276.9	11:32:31.042	3		1:37.658	30.307	33.285	34.066	307.6	11:33:35.770
4		1:37.514	31.092	33.197	33.225	253.5	11:34:08.556	4		1:37.185	30.400	33.297	33.488	310.3	11:35:12.955
5		1:37.197	30.448	33.306	33.443	294.2	11:35:45.753	5		2:35.274 P	36.768	48.818	1:09.688	307.6	11:37:48.229
6		2:14.360 P	35.840	39.767	58.753	225.9	11:38:00.113	42 Felix Grosse-Aschhoff Dallara GP2							
18 Juju Noda Dallara World Series V8 - T12							Formula Asche-Racing								
Formula HS Engineering															
Lap	D	Time	Sector 1	Sector 2	Sector 3	T. Spd	Elapsed	Lap	D	Time	Sector 1	Sector 2	Sector 3	T. Spd	Elapsed
1		11:39:33.802	11:38:15.231	41.248	37.323	138.9	11:39:33.802	1		11:39:41.309	11:38:17.635	43.748	39.926	128.7	11:39:41.309
2		1:43.460	33.894	35.019	34.547	255.9	11:41:17.262	2		1:53.249	35.838	39.567	37.844	188.8	11:41:34.558
3		1:40.350	32.519	33.888	33.943	276.9	11:42:57.612	3		1:47.555	34.390	36.554	36.611	260.8	11:43:22.113
4		1:38.884	32.065	33.367	33.452	277.6	11:44:36.496	4		1:43.150	32.651	35.106	35.393	291.1	11:45:05.263
5		1:38.925	31.823	33.438	33.664	279.0	11:46:15.421	5		1:45.962	33.873	34.986	37.103	225.9	11:46:51.225
6		1:38.588	31.808	33.519	33.261	277.6	11:47:54.009	6		1:47.118	34.004	36.306	36.808	193.5	11:48:38.343
7		1:38.723	31.704	33.781	33.238	279.0	11:49:32.732	7		1:42.247	32.277	34.843	35.127	292.6	11:50:20.590
8		1:38.564	31.754	33.652	33.158	278.3	11:51:11.296	8		1:41.555	31.753	34.709	35.093	294.2	11:52:02.145
9		2:14.893 P	31.643	42.700	1:00.550	279.0	11:53:26.189	9		2:17.657 P	32.011	42.606	1:03.040	291.1	11:54:19.802
10		6:43.821	5:32.037	37.006	34.778	177.3	12:00:10.010	10		6:21.297	5:06.136	38.294	36.867	190.8	12:00:41.099
11		1:39.430	31.725	33.960	33.745	279.7	12:01:49.440	11		1:41.170	32.108	34.174	34.888	289.5	12:02:22.269
12		1:38.790	31.652	33.862	33.276	281.2	12:03:28.230	12		2:02.772 P	32.201	38.064	52.507	291.8	12:04:25.041
13		2:03.632 P	38.531	37.167	47.934	153.8	12:05:31.862	57 Bruno Jarach Dallara GP2							
21 David Richert Dallara GP2							Formula Esti Motorsport								
Formula M.M. Motorsport															
Lap	D	Time	Sector 1	Sector 2	Sector 3	T. Spd	Elapsed	Lap	D	Time	Sector 1	Sector 2	Sector 3	T. Spd	Elapsed
1		11:30:20.947	11:29:00.753	40.987	39.207	142.4	11:30:20.947	1		11:39:56.647	11:38:35.080	41.413	40.154	148.1	11:39:56.647
2		1:42.379	32.653	34.649	35.077	229.7	11:32:03.326	2		1:52.184	35.013	38.029	39.142	226.8	11:41:48.831
3		1:38.446	30.706	33.487	34.253	295.8	11:33:41.772	3		1:50.075	34.114	37.387	38.574	282.7	11:43:38.906
4		1:37.394	30.004	33.304	34.086	312.1	11:35:19.166	4		1:49.372	33.703	37.129	38.540	290.3	11:45:28.278
5		2:04.424 P	33.126	40.906	50.392	239.4	11:37:23.590	5		1:49.312	33.507	37.301	38.504	291.8	11:47:17.590
							6								
							7								
							8								
							9								





Autodromo Nazionale Monza

BOSS GP

Qualifying

Lap Analysis



66

Andreas Fiedler

Dallara GP2

Formula

Fiedler Racing

Lap	D	Time	Sector 1	Sector 2	Sector 3	T. Spd	Elapsed
1		11:39:58.942	11:38:46.658	36.882	35.402	162.8	11:39:58.942
2		1:42.598	32.348	34.889	35.361	246.5	11:41:41.540
3		1:43.154	31.744	36.437	34.973	261.5	11:43:24.694
4		1:40.880	31.396	34.584	34.900	270.6	11:45:05.574
5		1:44.894	31.360	37.820	35.714	298.3	11:46:50.468
6		1:39.772	32.013	33.808	33.951	294.2	11:48:30.240
7		1:39.890	31.895	34.036	33.959	296.7	11:50:10.130
8		2:16.687 P	49.241	38.443	49.003	297.5	11:52:26.817

77

Checco Malavasi

Dallara GP2

Formula

Scuderia Palladio

Lap	D	Time	Sector 1	Sector 2	Sector 3	T. Spd	Elapsed
1		11:39:55.749	11:38:41.865	38.141	35.743	174.4	11:39:55.749
2		1:39.686	31.233	34.147	34.306	302.5	11:41:35.435
3		1:39.082	31.775	33.577	33.730	294.2	11:43:14.517
4		1:38.538	30.989	33.572	33.977	302.5	11:44:53.055
5		1:39.270	31.140	33.818	34.312	302.5	11:46:32.325
6		1:39.169	31.206	33.754	34.209	301.6	11:48:11.494
7		1:39.033	31.053	33.829	34.151	302.5	11:49:50.527
8		1:39.791	31.232	33.971	34.588	299.1	11:51:30.318
9		2:45.185 P	41.335	52.257	1:11.593	227.8	11:54:15.503
10		6:17.869	5:05.418	36.740	35.711	221.3	12:00:33.372
11		1:41.332	32.223	34.555	34.554	295.8	12:02:14.704
12		1:39.954	31.339	34.302	34.313	302.5	12:03:54.658
13		2:37.635 P	44.135	50.482	1:03.018	183.6	12:06:32.293

133

Michael Grosse-Aschhoff

Dallara GP2

Formula

Asche-Racing

Lap	D	Time	Sector 1	Sector 2	Sector 3	T. Spd	Elapsed
1		11:39:48.981	11:38:24.862	42.584	41.535	144.5	11:39:48.981
2		1:54.731	35.412	39.693	39.626	227.8	11:41:43.712
3		1:50.751	33.893	38.422	38.436	281.9	11:43:34.463
4		1:49.022	32.965	37.637	38.420	292.6	11:45:23.485
5		1:50.618	34.222	38.236	38.160	200.7	11:47:14.103
6		1:47.280	32.520	37.160	37.600	291.1	11:49:01.383
7		1:46.856	32.478	36.889	37.489	291.8	11:50:48.239
8		1:46.556	32.695	36.770	37.091	289.5	11:52:34.795
9		2:36.529 P	43.855	52.944	59.730	279.0	11:55:11.324
10		6:05.253	4:47.245	39.296	38.712	194.5	12:01:16.577
11		1:49.606	35.042	37.179	37.385	291.1	12:03:06.183
12		2:16.306 P	40.030	41.850	54.426	162.8	12:05:22.489

181

Stefan Eisinger-Sewald

Ralt RT23

Super Lights

Red Rose Racing


Lap	D	Time	Sector 1	Sector 2	Sector 3	T. Spd	Elapsed
1		11:39:40.073	11:38:18.933	41.759	39.381	145.3	11:39:40.073
2		1:55.664	36.700	39.487	39.477	217.3	11:41:35.737
3		1:53.637	36.490	38.949	38.198	215.1	11:43:29.374
4		1:52.036	35.946	37.783	38.307	240.5	11:45:21.410
5		1:52.201	35.902	38.035	38.264	232.7	11:47:13.611
6		1:51.591	35.653	37.792	38.146	235.8	11:49:05.202
7		1:52.712	35.865	38.751	38.096	235.8	11:50:57.914
8			35.816			224.5	



Autodromo Nazionale Monza
BOSS GP
Qualifying
Best Sectors Results



Sector - 1			Sector - 2			Sector - 3			Ideal Lap vs Best Lap						
Clas	Nº	Driver	Time	Nº	Driver	Time	Nº	Driver	Time	Clas	Nº	Driver	Ideal Lap	Best Lap	Clas
1	1	Ingo Gerstl	28.039	1	Ingo Gerstl	29.591	1	Ingo Gerstl	30.240	1	1	Ingo Gerstl	1:27.870	1:27.870	1
2	10	Antonio Pizzonia	29.666	10	Antonio Pizzonia	31.703	10	Antonio Pizzonia	31.638	2	10	Antonio Pizzonia	1:33.007	1:33.007	2
3	21	David Richert	30.004	27	Marco Ghiotto	32.908	27	Marco Ghiotto	32.677	3	27	Marco Ghiotto	1:36.443	1:36.682	3
4	32	Simone Colombo	30.307	11	Paul O'Connell	33.197	18	Juju Noda	33.158	4	11	Paul O'Connell	1:36.870	1:37.197	5
5	11	Paul O'Connell	30.448	32	Simone Colombo	33.285	11	Paul O'Connell	33.225	5	32	Simone Colombo	1:37.080	1:37.185	4
6	27	Marco Ghiotto	30.858	21	David Richert	33.304	32	Simone Colombo	33.488	6	21	David Richert	1:37.394	1:37.394	6
7	77	Checco Malavasi	30.989	18	Juju Noda	33.367	77	Checco Malavasi	33.730	7	18	Juju Noda	1:38.168	1:38.564	8
8	66	Andreas Fiedler	31.360	77	Checco Malavasi	33.572	66	Andreas Fiedler	33.951	8	77	Checco Malavasi	1:38.291	1:38.538	7
9	18	Juju Noda	31.643	66	Andreas Fiedler	33.808	21	David Richert	34.086	9	66	Andreas Fiedler	1:39.119	1:39.772	9
10	42	Felix Grosse-Aschhoff	31.753	42	Felix Grosse-Aschhoff	34.174	42	Felix Grosse-Aschhoff	34.888	10	42	Felix Grosse-Aschhoff	1:40.815	1:41.170	10
11	13	Michael Grosse-Aschhoff	32.478	133	Michael Grosse-Aschhoff	36.770	133	Michael Grosse-Aschhoff	37.091	11	133	Michael Grosse-Aschhoff	1:46.339	1:46.556	11
12	57	Bruno Jarach	33.421	57	Bruno Jarach	36.789	57	Bruno Jarach	37.895	12	57	Bruno Jarach	1:48.105	1:48.535	12
13	18	Stefan Eisinger-Sewald	35.653	181	Stefan Eisinger-Sewald	37.783	181	Stefan Eisinger-Sewald	38.096	13	181	Stefan Eisinger-Sewald	1:51.532	1:51.591	13




Autodromo Nazionale Monza
BOSS GP
Qualifying
Best 5 Lap Times



Autodromo Nazionale Monza 5.793 m.

Cls	N°	Driver	Nat	Cat	Cls	Team	Nat	Vehicle	Best 1		Best 2		Best 3		Best 4		Best 5		
									Time	Lap	Time	Lap	Time	Lap	Time	Lap	Time	Lap	
1	1	Ingo Gerstl		AUT	F1	1	Team Top Speed		Toro Rosso F1 -	1:27.870	4	1:28.831	3	1:29.531	2	1:52.135	5		
2	10	Antonio Pizzonia		BRN	Ope	1	HS Engineering		Dallara World Series	1:33.007	5	1:33.348	4	1:33.698	3	1:35.002	2	2:04.246	6
3	27	Marco Ghiotto		ITA	Formula	1	Scuderia Palladio		Dallara GP2	1:36.682	4	1:36.983	11	1:37.604	6	1:37.974	10	1:39.639	7
4	32	Simone Colombo		ITA	Formula	2	M.M. Motorsport		Dallara GP2	1:37.185	4	1:37.658	3	1:39.606	2	2:35.274	5		
5	11	Paul O'Connell		IRL	Ope	2	HS Engineering		Dallara World Series	1:37.197	5	1:37.514	4	1:38.541	3	1:39.903	2	2:14.360	6
6	21	David Richert		CAN	Formula	3	M.M. Motorsport		Dallara GP2	1:37.394	4	1:38.446	3	1:42.379	2	2:04.424	5		
7	77	Checco Malavasi		ITA	Formula	4	Scuderia Palladio		Dallara GP2	1:38.538	4	1:39.033	7	1:39.082	3	1:39.169	6	1:39.270	5
8	18	Juju Noda		JPN	Formula	5	HS Engineering		Dallara World Series	1:38.564	8	1:38.588	6	1:38.723	7	1:38.790	12	1:38.884	4
9	66	Andreas Fiedler		DEU	Formula	6	Fiedler Racing		Dallara GP2	1:39.772	6	1:39.890	7	1:40.880	4	1:42.598	2	1:43.154	3
10	42	Felix Grosse-Aschhoff		DEU	Formula	7	Asche-Racing		Dallara GP2	1:41.170	11	1:41.555	8	1:42.247	7	1:43.150	4	1:45.962	5
11	133	Michael Grosse-Aschhoff		DEU	Formula	8	Asche-Racing		Dallara GP2	1:46.556	8	1:46.856	7	1:47.280	6	1:49.022	4	1:49.606	11
12	57	Bruno Jarach		ITA	Formula	9	Esti Motorsport		Dallara GP2	1:48.535	8	1:49.049	6	1:49.312	5	1:49.372	4	1:49.513	7
13	181	Stefan Eisinger-Sewald		AUT	Super Lights	1	Red Rose Racing		Ralt RT23	1:51.591	6	1:52.036	4	1:52.201	5	1:52.712	7	1:53.637	3



Autodromo Nazionale Monza
BOSS GP
Qualifying
Best 5 Top Speeds



Autodromo Nazionale Monza 5.793 m.

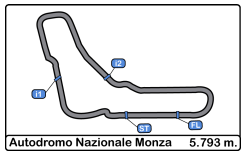
Clas	N°	Driver	Nat	Cat	Cls	Team	Nat	Vehicle	Top 1		Top 2		Top 3		Top 4		Top 5		Avg	
									Km/h	Lap	Km/h	Lap	Km/h	Lap	Km/h	Lap	Km/h	Lap		
1	1	Ingo Gerstl		AUT	F1	1	Team Top Speed		Toro Rosso F1 - STR1	328.2	3	326.2	4	319.5	2	249.4	1	213.4	5	287.3
2	21	David Richert		CAN	Formula	1	M.M. Motorsport		Dallara GP2	312.1	4	295.8	3	239.4	5	229.7	2	142.4	1	243.9
3	10	Antonio Pizzonia		BRA	Ope	1	HS Engineering		Dallara World Series	310.3	4	309.4	5	306.8	3	301.6	2	255.3	6	296.7
4	32	Simone Colombo		ITA	Formula	2	M.M. Motorsport		Dallara GP2	310.3	4	307.6	3	307.6	5	278.3	2	144.1	1	269.6
5	27	Marco Ghiotto		ITA	Formula	3	Scuderia Palladio		Dallara GP2	302.5	11	301.6	4	301.6	5	301.6	6	300.8	10	301.6
6	77	Checco Malavasi		ITA	Formula	4	Scuderia Palladio		Dallara GP2	302.5	2	302.5	4	302.5	5	302.5	7	302.5	12	302.5
7	66	Andreas Fiedler		DEU	Formula	5	Fiedler Racing		Dallara GP2	298.3	5	297.5	8	296.7	7	294.2	6	270.6	4	291.5
8	11	Paul O'Connell		IRL	Ope	2	HS Engineering		Dallara World Series	294.2	5	285.7	2	276.9	3	253.5	4	225.9	6	267.2
9	42	Felix Grosse-Aschhoff		DEU	Formula	6	Asche-Racing		Dallara GP2	294.2	8	292.6	7	291.8	12	291.1	4	291.1	9	292.2
10	133	Michael Grosse-Aschhoff		DEU	Formula	7	Asche-Racing		Dallara GP2	292.6	4	291.8	7	291.1	6	291.1	11	289.5	8	291.2
11	57	Bruno Jarach		ITA	Formula	8	Esti Motorsport		Dallara GP2	291.8	5	290.3	4	284.2	8	282.7	3	272.0	6	284.2
12	18	Juju Noda		JPN	Formula	9	HS Engineering		Dallara World Series	281.2	12	279.7	11	279.0	5	279.0	7	279.0	9	279.6
13	181	Stefan Eisinger-Sewald		AUT	Super Lights	1	Red Rose Racing		Ralt RT23	240.5	4	235.8	6	235.8	7	232.7	5	224.5	8	233.8



Autodromo Nazionale Monza
BOSS GP
 Qualifying
Fastest Laps Sequence



Lap	Time of Day	Session Time	N° Driver	Nat	Cat	Team	Nat	Vehicle	Time	Km/h
2	11:30:33.522	10:33.522	10 Antonio Pizzonia		Open	HS Engineering		Dallara World	1:35.002	219.5
2	11:31:00.688	11:00.688	1 Ingo Gerstl		F1	Team Top Speed		Toro Rosso F1 -	1:29.531	232.9
3	11:32:29.519	12:29.519	1 Ingo Gerstl		F1	Team Top Speed		Toro Rosso F1 -	1:28.831	234.7
4	11:33:57.389	13:57.389	1 Ingo Gerstl		F1	Team Top Speed		Toro Rosso F1 -	1:27.870	237.3



Autodromo Nazionale Monza
BOSS GP
Qualifying
Event Best Maximum Speed



Autodromo Nazionale Monza 5.793 m.

N°	Driver	Nat	Cat	Clas	Team	Nat	Vehicle	Km/h	Session	
1	Ingo Gerstl		AUT	F1	1	Team Top Speed		Toro Rosso F1 -	328.2	Qualifying
21	David Richert		CAN	Formul	1	M.M. Motorsport		Dallara GP2	312.1	Qualifying
10	Antonio Pizzonia		BRA	Ope	1	HS Engineering		Dallara World	310.3	Qualifying
32	Simone Colombo		ITA	Formul	2	M.M. Motorsport		Dallara GP2	310.3	Qualifying
27	Marco Ghiotto		ITA	Formul	3	Scuderia Palladio		Dallara GP2	302.5	Qualifying
77	Checco Malavasi		ITA	Formul	4	Scuderia Palladio		Dallara GP2	302.5	Qualifying
66	Andreas Fiedler		DEU	Formul	5	Fiedler Racing		Dallara GP2	298.3	Qualifying
11	Paul O'Connell		IRL	Ope	2	HS Engineering		Dallara World	294.2	Qualifying
42	Felix Grosse-Aschhoff		DEU	Formul	6	Asche-Racing		Dallara GP2	294.2	Qualifying
133	Michael Grosse-Aschhoff		DEU	Formul	7	Asche-Racing		Dallara GP2	292.6	Qualifying
57	Bruno Jarach		ITA	Formul	8	Esti Motorsport		Dallara GP2	291.8	Qualifying
18	Juju Noda		JPN	Formul	9	HS Engineering		Dallara World	281.2	Qualifying
181	Stefan Eisinger-Sewald		AUT	Super Light	1	Red Rose Racing		Ralt RT23	240.5	Qualifying



Autodromo Nazionale Monza

BOSS GP

Qualifying

Pit Stop Analysis



18 Juju Noda Dallara World Series V8 - T12

Formula HS Engineering

N°	In Day Time	In Time	Out Time	Pit Time	T. Pit Time	Handicap	Diff.
1	11:53:20.161	11:53:20.161	11:58:21.666	5:01.505	5:01.505		

27 Marco Ghiotto Dallara GP2

Formula Scuderia Palladio

N°	In Day Time	In Time	Out Time	Pit Time	T. Pit Time	Handicap	Diff.
1	11:40:47.065	11:40:47.065	11:44:20.893	3:33.828	3:33.828		
2	11:55:09.678	11:55:09.678	11:58:30.509	3:20.831	6:54.659		

42 Felix Grosse-Aschhoff Dallara GP2

Formula Asche-Racing

N°	In Day Time	In Time	Out Time	Pit Time	T. Pit Time	Handicap	Diff.
1	11:54:14.328	11:54:14.328	11:58:50.809	4:36.481	4:36.481		

77 Checco Malavasi Dallara GP2


Formula Scuderia Palladio

N°	In Day Time	In Time	Out Time	Pit Time	T. Pit Time	Handicap	Diff.
1	11:54:10.141	11:54:10.141	11:58:47.333	4:37.192	4:37.192		

133 Michael Grosse-Aschhoff Dallara GP2

Formula Asche-Racing

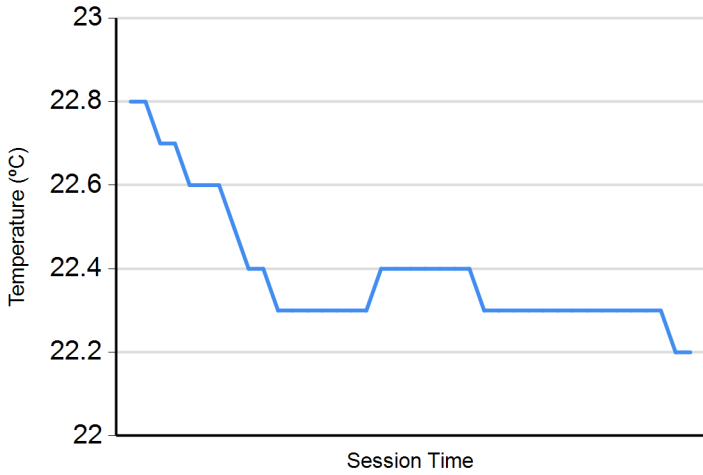
N°	In Day Time	In Time	Out Time	Pit Time	T. Pit Time	Handicap	Diff.
1	11:55:06.282	11:55:06.282	11:59:22.474	4:16.192	4:16.192		



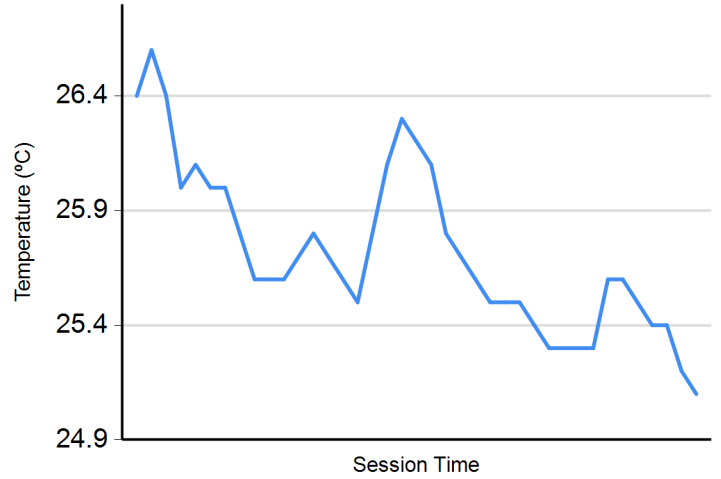
Autodromo Nazionale Monza
BOSS GP
Qualifying
Weather Report



Air Temperature



Track Temperature



Humidity

