



Autodromo Nazionale Monza

BOSS GP

Race - 1

Provisional Results



Clas	Nº	Driver	Nat	Cat	Clas	Team	Nat	Vehicle	Laps	Total Time	Gap	Interval	Km/h	Best	Time	Km/h
1	10	Antonio Pizzonia		Open	1	HS Engineering		Dallara World Series	10	21:26.550			162.0	9	1:34.633	220.3
2	1	Ingo Gerstl		F1	1	Team Top Speed		Toro Rosso F1 -	10	21:34.302	7.752	7.752	161.1	9	1:34.125	221.5
3	32	Simone Colombo		Formul	1	M.M. Motorsport		Dallara GP2	10	21:45.804	19.254	11.502	159.7	9	1:39.966	208.6
4	18	Juju Noda		Formul	2	HS Engineering		Dallara World Series	10	21:46.925	20.375	1.121	159.5	9	1:39.920	208.7
5	11	Paul O'Connell		Open	2	HS Engineering		Dallara World Series	10	21:47.317	20.767	0.392	159.5	9	1:38.435	211.8
6	27	Marco Ghiotto		Formul	3	Scuderia Palladio		Dallara GP2	10	21:57.852	31.302	10.535	158.2	9	1:39.421	209.7
7	66	Andreas Fiedler		Formul	4	Fiedler Racing		Dallara GP2	10	22:05.387	38.837	7.535	157.3	5	1:44.080	200.3
8	181	Stefan Eisinger-Sewald		Super	1	Red Rose Racing		Ralt RT23	10	22:39.942	1:13.392	34.555	153.3	4	1:57.025	178.2

Not classified:

57	Bruno Jarach		Formul	Esti Motorsport		Dallara GP2	8	18:35.061	2 Laps	2 Laps	149.6	8	1:51.659	186.7
42	Felix Grosse-Aschhoff		Formul	Asche-Racing		Dallara GP2	4	10:06.991	6 Laps	4 Laps	137.4	4	1:50.577	188.5
21	David Richert		Formul	M.M. Motorsport		Dallara GP2								
77	Checco Malavasi		Formul	Scuderia Palladio		Dallara GP2								
133	Michael Grosse-Aschhoff		Formul	Asche-Racing		Dallara GP2								

Fastest lap Ingo Gerstl in 1:34.125 at 221.5 Km/h in lap 9

Published at:.....

Track Temp: 17.6 °C Air Temp: 17.3 °C Humidity: 85 % Track Status: WET

Race Director:


Timekeeper:

Luis Garcia
JOB-1605-ESP/M



Automobile Club d'Italia





Autodromo Nazionale Monza
BOSS GP
Race - 1
Provisional Results by Category



Open																	
Clas	Nº	Driver	Nat	Cat	Clas	Team	Nat	Vehicle	Laps	Total Time	Gap	Interval	Km/h	Best	Time	Km/h	
1	10	Antonio Pizzonia		BRA	Open	1	HS Engineering		Dallara World Series V8 - T12	10	21:26.550			162.0	9	1:34.633	220.3
2	11	Paul O'Connell		IRE	Open	2	HS Engineering		Dallara World Series V8 - T12	10	21:47.317	20.767	20.767	159.5	9	1:38.435	211.8

F1																	
Clas	Nº	Driver	Nat	Cat	Clas	Team	Nat	Vehicle	Laps	Total Time	Gap	Interval	Km/h	Best	Time	Km/h	
1	1	Ingo Gerstl		AUT	F1	1	Team Top Speed		Toro Rosso F1 - STR1	10	21:34.302			161.1	9	1:34.125	221.5

Formula																	
Clas	Nº	Driver	Nat	Cat	Clas	Team	Nat	Vehicle	Laps	Total Time	Gap	Interval	Km/h	Best	Time	Km/h	
1	32	Simone Colombo		ITA	Form	1	M.M. Motorsport		Dallara GP2	10	21:45.804			159.7	9	1:39.966	208.6
2	18	Juju Noda		JPN	Form	2	HS Engineering		Dallara World Series V8 - T12	10	21:46.925	1.121	1.121	159.5	9	1:39.920	208.7
3	27	Marco Ghiotto		ITA	Form	3	Scuderia Palladio		Dallara GP2	10	21:57.852	12.048	10.927	158.2	9	1:39.421	209.7
4	66	Andreas Fiedler		GER	Form	4	Fiedler Racing		Dallara GP2	10	22:05.387	19.583	7.535	157.3	5	1:44.080	200.3

Not classified:

57	Bruno Jarach		ITA	Form	5	Esti Motorsport		Dallara GP2	8	18:35.061	2 Laps	2 Laps	149.6	8	1:51.659	186.7
42	Felix Grosse-Aschhoff		GER	Form	6	Asche-Racing		Dallara GP2	4	10:06.991	6 Laps	4 Laps	137.4	4	1:50.577	188.5
21	David Richert		CAN	Form	7	M.M. Motorsport		Dallara GP2								
77	Checco Malavasi		ITA	Form	8	Scuderia Palladio		Dallara GP2								
133	Michael Grosse-Aschhoff		GER	Form	9	Asche-Racing		Dallara GP2								

Super Lights																	
Clas	Nº	Driver	Nat	Cat	Clas	Team	Nat	Vehicle	Laps	Total Time	Gap	Interval	Km/h	Best	Time	Km/h	
1	181	Stefan Eisinger-Sewald		AUT	Supe	1	Red Rose Racing		Ralt RT23	10	22:39.942			153.3	4	1:57.025	178.2

Fastest lap Ingo Gerstl in 1:34.125 at 221.5 Km/h in lap 9

Published at:.....

Track Temp: **17.6 °C** Air Temp: **17.3 °C** Humidity: **85 %** Track Status: **WET**

Race Director:

Timekeeper:

Luis Garcia
 JOB-1605-ESP/M





Autodromo Nazionale Monza

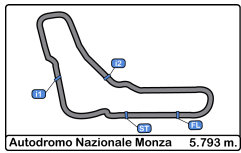
BOSS GP

Race - 1



Provisional Classification by Driver Fastest Lap

Clas	N°	Driver	Nat	Cat	Clas	Team	Nat	Vehicle	Laps	Best	Time	Gap	Interval	Km/h	
1	1	Ingo Gerstl		AUT	F1	1	Team Top Speed		Toro Rosso F1 -	10	9	1:34.125			221.5
2	10	Antonio Pizzonia		BRA	Open	1	HS Engineering		Dallara World	10	9	1:34.633	0.508	0.508	220.3
3	11	Paul O'Connell		IRL	Open	2	HS Engineering		Dallara World	10	9	1:38.435	4.310	3.802	211.8
4	27	Marco Ghiotto		ITA	Formul	1	Scuderia Palladio		Dallara GP2	10	9	1:39.421	5.296	0.986	209.7
5	18	Juju Noda		JPN	Formul	2	HS Engineering		Dallara World	10	9	1:39.920	5.795	0.499	208.7
6	32	Simone Colombo		ITA	Formul	3	M.M. Motorsport		Dallara GP2	10	9	1:39.966	5.841	0.046	208.6
7	66	Andreas Fiedler		DEU	Formul	4	Fiedler Racing		Dallara GP2	10	5	1:44.080	9.955	4.114	200.3
8	42	Felix Grosse-Aschhoff		DEU	Formul	5	Asche-Racing		Dallara GP2	4	4	1:50.577	16.452	6.497	188.5
9	57	Bruno Jarach		ITA	Formul	6	Esti Motorsport		Dallara GP2	8	8	1:51.659	17.534	1.082	186.7
10	181	Stefan Eisinger-Sewald		AUT	Super Light	1	Red Rose Racing		Ralt RT23	10	4	1:57.025	22.900	5.366	178.2

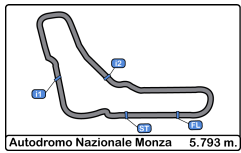


Autodromo Nazionale Monza
BOSS GP
Race - 1
Distance and Speed Average



Autodromo Nazionale Monza 5.793 m.

Clas	N°	Driver	Nat	Cat	Clas	Team	Nat	Vehicle	Laps	Distance	Total Time	Km/h
1	10	Antonio Pizzonia		Open	1	HS Engineering		Dallara World	10	57.93	21:26.550	162.0
2	1	Ingo Gerstl		F1	1	Team Top Speed		Toro Rosso F1 -	10	57.93	21:34.302	161.1
3	32	Simone Colombo		Formul	1	M.M. Motorsport		Dallara GP2	10	57.93	21:45.804	159.7
4	18	Juju Noda		Formul	2	HS Engineering		Dallara World	10	57.93	21:46.925	159.5
5	11	Paul O'Connell		Open	2	HS Engineering		Dallara World	10	57.93	21:47.317	159.5
6	27	Marco Ghiotto		Formul	3	Scuderia Palladio		Dallara GP2	10	57.93	21:57.852	158.2
7	66	Andreas Fiedler		Formul	4	Fiedler Racing		Dallara GP2	10	57.93	22:05.387	157.3
8	181	Stefan Eisinger-Sewald		Super	1	Red Rose Racing		Ralt RT23	10	57.93	22:39.942	153.3
9	57	Bruno Jarach		Formul	5	Esti Motorsport		Dallara GP2	8	46.34	18:35.061	149.6
10	42	Felix Grosse-Aschhoff		Formul	6	Asche-Racing		Dallara GP2	4	23.17	10:06.991	137.4
11	21	David Richert		Formul	7	M.M. Motorsport		Dallara GP2	0			
12	77	Checco Malavasi		Formul	8	Scuderia Palladio		Dallara GP2	0			
13	133	Michael Grosse-Aschhoff		Formul	9	Asche-Racing		Dallara GP2	0			



Autodromo Nazionale Monza

BOSS GP

Race - 1

Lap Analysis



1 Ingo Gerstl Toro Rosso F1 - STR1 **27** Marco Ghiotto Dallara GP2

F1							Team Top Speed		Formula					Scuderia Palladio	
Lap	D	Time	Sector 1	Sector 2	Sector 3	T. Spd	Elapsed	Lap	D	Time	Sector 1	Sector 2	Sector 3	T. Spd	Elapsed
1		2:11.375	36.605	34.903	59.867	277.6	2:11.375	1		2:14.270	39.004	36.117	59.149	260.2	2:14.270
2		3:11.102	1:00.958	1:06.026	1:04.118	179.4	5:22.477	2		3:12.973	1:00.426	1:07.580	1:04.967	161.6	5:27.243
3		2:48.909	54.770	53.894	1:00.245	191.1	8:11.386	3		2:45.509	52.672	55.172	57.665	147.9	8:12.752
4		1:40.826	32.225	33.800	34.801	284.9	9:52.212	4		1:51.447	38.863	36.469	36.115	258.9	10:04.199
5		1:35.756	30.211	32.305	33.240	303.3	11:27.968	5		1:41.878	31.803	35.108	34.967	295.0	11:46.077
6		2:08.831	31.477	42.690	54.664	270.6	13:36.799	6		2:03.103	35.225	41.973	45.905	251.1	13:49.180
7		3:01.276	1:03.570	57.080	1:00.626	102.1	16:38.075	7		2:51.706	55.343	57.650	58.713	119.7	16:40.886
8		1:35.645	31.073	32.109	32.463	264.7	18:13.720	8		1:42.818	32.909	35.641	34.268	285.7	18:23.704
9		1:34.125	29.818	31.288	33.019	283.4	19:47.845	9		1:39.421	31.281	34.170	33.970	309.4	20:03.125
10		1:46.457 P	32.344	31.943	42.170	260.8	21:34.302	10		1:54.727	44.742	33.828	36.157	308.5	21:57.852

10 Antonio Pizzonia Dallara World Series V8 - T12 **32** Simone Colombo Dallara GP2

Open							HS Engineering		Formula					M.M. Motorsport	
Lap	D	Time	Sector 1	Sector 2	Sector 3	T. Spd	Elapsed	Lap	D	Time	Sector 1	Sector 2	Sector 3	T. Spd	Elapsed
1		2:13.028	37.273	35.262	1:00.493	259.6	2:13.028	1		2:15.076	40.512	37.189	57.375	241.6	2:15.076
2		3:12.527	1:00.163	1:06.844	1:05.520	198.8	5:25.555	2		3:13.013	1:00.341	1:07.644	1:05.028	138.9	5:28.089
3		2:46.040	52.330	54.130	59.580	201.4	8:11.595	3		2:45.178	52.600	55.541	57.037	135.0	8:13.267
4		1:41.061	32.283	34.538	34.240	250.0	9:52.656	4		1:50.313	35.676	38.203	36.434	241.0	10:03.580
5		1:36.490	30.164	33.121	33.205	291.1	11:29.146	5		1:42.423	31.476	35.563	35.384	300.0	11:46.003
6		2:09.236	30.630	43.308	55.298	263.4	13:38.382	6		2:01.977	33.788	42.992	45.197	296.7	13:47.980
7		3:00.646	1:03.710	57.174	59.762	110.3	16:39.028	7		2:52.594	55.994	57.053	59.547	149.5	16:40.574
8		1:36.580	30.366	33.312	32.902	286.4	18:15.608	8		1:42.427	32.622	35.165	34.640	290.3	18:23.001
9		1:34.633	29.547	32.307	32.779	315.7	19:50.241	9		1:39.966	31.142	34.578	34.246	305.0	20:02.967
10		1:36.309	30.145	33.270	32.894	319.5	21:26.550	10		1:42.837	33.256	34.819	34.762	312.1	21:45.804

11 Paul O'Connell Dallara World Series V8 - T12 **42** Felix Grosse-Aschhoff Dallara GP2

Open							HS Engineering		Formula					Asche-Racing	
Lap	D	Time	Sector 1	Sector 2	Sector 3	T. Spd	Elapsed	Lap	D	Time	Sector 1	Sector 2	Sector 3	T. Spd	Elapsed
1		2:13.487	37.961	36.090	59.436	269.3	2:13.487	1		2:18.609	43.767	41.361	53.481	204.9	2:18.609
2		3:13.107	1:00.612	1:06.698	1:05.797	175.3	5:26.594	2		3:13.737	1:01.136	1:08.057	1:04.544	90.5	5:32.346
3		2:45.703	52.371	54.873	58.459	171.4	8:12.297	3		2:44.068	53.048	55.568	55.452	115.2	8:16.414
4		2:29.245 P	39.517	48.017	1:01.711	188.1	10:41.542	4		1:50.577	35.740	38.328	36.509	222.6	10:06.991
5		2:20.014	1:03.478	38.407	38.129	165.1	13:01.556								
6		1:46.417	34.356	35.892	36.169	208.0	14:47.973								
7		1:56.497	32.582	35.646	48.269	224.0	16:44.470								
8		1:43.463	33.965	35.016	34.482	250.0	18:27.933								
9		1:38.435	30.334	34.210	33.891	280.5	20:06.368								
10		1:40.949	32.723	34.052	34.174	235.2	21:47.317								

18 Juju Noda Dallara World Series V8 - T12 **57** Bruno Jarach Dallara GP2

Formula							HS Engineering		Formula					Esti Motorsport	
Lap	D	Time	Sector 1	Sector 2	Sector 3	T. Spd	Elapsed	Lap	D	Time	Sector 1	Sector 2	Sector 3	T. Spd	Elapsed
1		2:16.576	42.282	38.156	56.138	217.3	2:16.576	1		2:18.995	45.400	40.741	52.854	197.0	2:18.995
2		3:13.768	1:01.145	1:07.414	1:05.209	108.9	5:30.344	2		3:13.925	1:01.773	1:07.537	1:04.615	100.7	5:32.920
3		2:44.551	52.492	55.782	56.277	115.3	8:14.895	3		2:44.461	53.684	54.849	55.928	110.3	8:17.381
4		1:45.122	33.914	35.900	35.308	264.0	10:00.017	4		1:56.001	36.942	39.617	39.442	219.9	10:13.382
5		1:41.450	31.871	34.843	34.736	295.0	11:41.467	5		1:54.961	36.415	39.036	39.510	244.3	12:08.343
6		2:04.663	31.659	44.539	48.465	292.6	13:46.130	6		1:58.192	37.962	39.940	40.290	178.2	14:06.535
7		2:54.392	57.133	57.207	1:00.052	141.7	16:40.522	7		2:36.867	40.770	56.218	59.879	166.1	16:43.402
8		1:45.221	35.411	35.155	34.655	272.0	18:25.743	8		1:51.659	34.892	38.025	38.742	234.2	18:35.061
9		1:39.920	31.665	34.156	34.099	296.7	20:05.663								
10		1:41.262	33.137	34.113	34.012	286.4	21:46.925								





Autodromo Nazionale Monza

BOSS GP

Race - 1

Lap Analysis



66

Andreas Fiedler

Dallara GP2

Formula

Fiedler Racing

Lap	D	Time	Sector 1	Sector 2	Sector 3	T. Spd	Elapsed
1		2:16.022	41.698	37.824	56.500	191.8	2:16.022
2		3:13.227	1:00.497	1:07.633	1:05.097	105.0	5:29.249
3		2:45.469	52.757	55.298	57.414	118.2	8:14.718
4		1:49.378	35.165	37.884	36.329	225.0	10:04.096
5		1:44.080	32.900	35.735	35.445	251.1	11:48.176
6		2:01.837	35.330	41.498	45.009	281.2	13:50.013
7		2:52.500	55.976	57.193	59.331	128.1	16:42.513
8		1:46.702	33.941	36.322	36.439	223.1	18:29.215
9		1:48.217	34.700	36.697	36.820	229.2	20:17.432
10		1:47.955	34.649	36.111	37.195	207.6	22:05.387

77

Checco Malvasi

Dallara GP2

Formula

Scuderia Palladio

Lap	D	Time	Sector 1	Sector 2	Sector 3	T. Spd	Elapsed
1			41.116			229.2	

181

Stefan Eisinger-Sewald

Ralt RT23

Super Lights

Red Rose Racing

Lap	D	Time	Sector 1	Sector 2	Sector 3	T. Spd	Elapsed
1		2:17.492	43.404	40.235	53.853	203.3	2:17.492
2		3:13.704	1:01.119	1:07.854	1:04.731	98.2	5:31.196
3		2:44.886	52.408	55.905	56.573	112.0	8:16.082
4		1:57.025	37.182	39.937	39.906	213.8	10:13.107
5		1:58.168	38.397	39.650	40.121	193.8	12:11.275
6		2:01.580	39.060	41.059	41.461	181.5	14:12.855
7		2:31.634	37.863	53.748	1:00.023	201.8	16:44.489
8		1:57.127	36.490	39.999	40.638	215.1	18:41.616
9		1:58.826	37.572	40.383	40.871	210.5	20:40.442
10		1:59.500	37.733	40.492	41.275	200.7	22:39.942



Autodromo Nazionale Monza

BOSS GP

Race - 1

Analysis by Lap



Num	Lap Time	Gap
-----	----------	-----

Lap 1

1	2:11.375	
10	2:13.028	01.653
11	2:13.487	02.112
27	2:14.270	02.895
32	2:15.076	03.701
66	2:16.022	04.647
18	2:16.576	05.201
181	2:17.492	06.117
42	2:18.609	07.234
57	2:18.995	07.620

Num	Lap Time	Gap
-----	----------	-----

Lap 2

1	3:11.102	
10	3:12.527	03.078
11	3:13.107	04.117
27	3:12.973	04.766
32	3:13.013	05.612
66	3:13.227	06.772
18	3:13.768	07.867
181	3:13.704	08.719
42	3:13.737	09.869
57	3:13.925	10.443

Num	Lap Time	Gap
-----	----------	-----

Lap 3

1	2:48.909	
10	2:46.040	00.209
11	2:45.703	00.911
27	2:45.509	01.366
32	2:45.178	01.881
66	2:45.469	03.332
18	2:44.551	03.509
181	2:44.886	04.696
42	2:44.068	05.028
57	2:44.461	05.995

Num	Lap Time	Gap
-----	----------	-----

Lap 4

1	1:40.826	
10	1:41.061	00.444
18	1:45.122	07.805
32	1:50.313	11.368
66	1:49.378	11.884
27	1:51.447	11.987
42	1:50.577	14.779
181	1:57.025	20.895
57	1:56.001	21.170
11	2:29.245	49.330

Num	Lap Time	Gap
-----	----------	-----

Lap 5

1	1:35.756	
10	1:36.490	01.178
18	1:41.450	13.499
32	1:42.423	18.035
27	1:41.878	18.109
66	1:44.080	20.208
57	1:54.961	40.375

Num	Lap Time	Gap
-----	----------	-----

181	1:58.168	43.307
11	2:20.014	1:33.588

Num	Lap Time	Gap
-----	----------	-----

Lap 6

1	2:08.831	
10	2:09.236	01.583
18	2:04.663	09.331
32	2:01.977	11.181
27	2:03.103	12.381
66	2:01.837	13.214
57	1:58.192	29.736
181	2:01.580	36.056
11	1:46.417	1:11.174

Num	Lap Time	Gap
-----	----------	-----

Lap 7

1	3:01.276	
10	3:00.646	00.953
18	2:54.392	02.447
32	2:52.594	02.499
27	2:51.706	02.811
66	2:52.500	04.438
57	2:36.867	05.327
11	1:56.497	06.395
181	2:31.634	06.414

Num	Lap Time	Gap
-----	----------	-----

Lap 8

1	1:35.645	
10	1:36.580	01.888
32	1:42.427	09.281
27	1:42.818	09.984
18	1:45.221	12.023
11	1:43.463	14.213
66	1:46.702	15.495
57	1:51.659	21.341
181	1:57.127	27.896

Num	Lap Time	Gap
-----	----------	-----

Lap 9

1	1:34.125	
10	1:34.633	02.396
32	1:39.966	15.122
27	1:39.421	15.280
18	1:39.920	17.818
11	1:38.435	18.523
66	1:48.217	29.587
181	1:58.826	52.597

Num	Lap Time	Gap
-----	----------	-----

10	1:36.309	
1	1:46.457	07.752
32	1:42.837	19.254
18	1:41.262	20.375
11	1:40.949	20.767
27	1:54.727	31.302
66	1:47.955	38.837
181	1:59.500	1:13.392



Autodromo Nazionale Monza

BOSS GP


Race - 1

Best Sectors Results



Autodromo Nazionale Monza 5.793 m.

Sector - 1			Sector - 2			Sector - 3			Ideal Lap vs Best Lap						
Clas	Nº	Driver	Time	Nº	Driver	Time	Nº	Driver	Time	Clas	Nº	Driver	Ideal Lap	Best Lap	Clas
1	10	Antonio Pizzonia	29.547	1	Ingo Gerstl	31.288	1	Ingo Gerstl	32.463	1	1	Ingo Gerstl	1:33.569	1:34.125	1
2	1	Ingo Gerstl	29.818	10	Antonio Pizzonia	32.307	10	Antonio Pizzonia	32.779	2	10	Antonio Pizzonia	1:34.633	1:34.633	2
3	11	Paul O'Connell	30.334	27	Marco Ghiotto	33.828	11	Paul O'Connell	33.891	3	11	Paul O'Connell	1:38.277	1:38.435	3
4	32	Simone Colombo	31.142	11	Paul O'Connell	34.052	27	Marco Ghiotto	33.970	4	27	Marco Ghiotto	1:39.079	1:39.421	4
5	27	Marco Ghiotto	31.281	18	Juju Noda	34.113	18	Juju Noda	34.012	5	18	Juju Noda	1:39.784	1:39.920	5
6	18	Juju Noda	31.659	32	Simone Colombo	34.578	32	Simone Colombo	34.246	6	32	Simone Colombo	1:39.966	1:39.966	6
7	66	Andreas Fiedler	32.900	66	Andreas Fiedler	35.735	66	Andreas Fiedler	35.445	7	66	Andreas Fiedler	1:44.080	1:44.080	7
8	57	Bruno Jarach	34.892	57	Bruno Jarach	38.025	42	Felix Grosse-Aschhoff	36.509	8	42	Felix Grosse-Aschhoff	1:50.577	1:50.577	8
9	42	Felix Grosse-Aschhoff	35.740	42	Felix Grosse-Aschhoff	38.328	57	Bruno Jarach	38.742	9	57	Bruno Jarach	1:51.659	1:51.659	9
10	18	Stefan Eisinger-Sewald	36.490	181	Stefan Eisinger-Sewald	39.650	181	Stefan Eisinger-Sewald	39.906	10	181	Stefan Eisinger-Sewald	1:56.046	1:57.025	10
11	77	Checco Malavasi	41.116	77	Checco Malavasi	Transpo	77	Checco Malavasi	Transpo	11	77	Checco Malavasi	Transpo	Transpo	11







Autodromo Nazionale Monza


BOSS GP

Race - 1

Leader Sequence



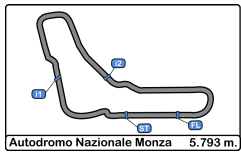
N°	Driver	Nat	Cat	Clas	Team	Nat	Vehicle	Start Lap	End Lap	Laps	Total Laps
1	Ingo Gerstl	 AUT	F1		Team Top Speed	 AUT	Toro Rosso F1 - STR1	1	9	9	9
10	Antonio Pizzonia	 BRA	Open		HS Engineering	 AUT	Dallara World Series	10	10	1	1



Autodromo Nazionale Monza
BOSS GP
Race - 1
Best 5 Lap Times



Cls	N°	Driver	Nat	Cat	Cls	Team	Nat	Vehicle	Best 1		Best 2		Best 3		Best 4		Best 5		
									Time	Lap	Time	Lap	Time	Lap	Time	Lap	Time	Lap	
1	1	Ingo Gerstl		AUT	F1	1	Team Top Speed		Toro Rosso F1 -	1:34.125	9	1:35.645	8	1:35.756	5	1:40.826	4	1:46.457	10
2	10	Antonio Pizzonia		BRN	Ope	1	HS Engineering		Dallara World Series	1:34.633	9	1:36.309	10	1:36.490	5	1:36.580	8	1:41.061	4
3	11	Paul O'Connell		IRL	Ope	2	HS Engineering		Dallara World Series	1:38.435	9	1:40.949	10	1:43.463	8	1:46.417	6	1:56.497	7
4	27	Marco Ghiotto		ITA	Formula	1	Scuderia Palladio		Dallara GP2	1:39.421	9	1:41.878	5	1:42.818	8	1:51.447	4	1:54.727	10
5	18	Juju Noda		JPN	Formula	2	HS Engineering		Dallara World Series	1:39.920	9	1:41.262	10	1:41.450	5	1:45.122	4	1:45.221	8
6	32	Simone Colombo		ITA	Formula	3	M.M. Motorsport		Dallara GP2	1:39.966	9	1:42.423	5	1:42.427	8	1:42.837	10	1:50.313	4
7	66	Andreas Fiedler		DEU	Formula	4	Fiedler Racing		Dallara GP2	1:44.080	5	1:46.702	8	1:47.955	10	1:48.217	9	1:49.378	4
8	42	Felix Grosse-Aschhoff		DEU	Formula	5	Asche-Racing		Dallara GP2	1:50.577	4	2:18.609	1	2:44.068	3	3:13.737	2		
9	57	Bruno Jarach		ITA	Formula	6	Esti Motorsport		Dallara GP2	1:51.659	8	1:54.961	5	1:56.001	4	1:58.192	6	2:18.995	1
10	181	Stefan Eisinger-Sewald		AUT	Super Lights	1	Red Rose Racing		Ralt RT23	1:57.025	4	1:57.127	8	1:58.168	5	1:58.826	9	1:59.500	10
11	77	Checco Malavasi		ITA	Formula	7	Scuderia Palladio		Dallara GP2										



Autodromo Nazionale Monza

BOSS GP

Race - 1

Best 5 Top Speeds



Autodromo Nazionale Monza 5.793 m.

Clas	N°	Driver	Nat	Cat	Cls	Team	Nat	Vehicle	Top 1		Top 2		Top 3		Top 4		Top 5		Avg	
									Km/h	Lap	Km/h	Lap	Km/h	Lap	Km/h	Lap	Km/h	Lap		
1	10	Antonio Pizzonia		BRX	Ope	1	HS Engineering		Dallara World Series	319.5	10	315.7	9	291.1	5	286.4	8	263.4	6	295.2
2	32	Simone Colombo		ITA	Formula	1	M.M. Motorsport		Dallara GP2	312.1	10	305.0	9	300.0	5	296.7	6	290.3	8	300.8
3	27	Marco Ghiotto		ITA	Formula	2	Scuderia Palladio		Dallara GP2	309.4	9	308.5	10	295.0	5	285.7	8	260.2	1	291.8
4	1	Ingo Gerstl		AUT	F1	1	Team Top Speed		Toro Rosso F1 - STR1	303.3	5	284.9	4	283.4	9	277.6	1	270.6	6	284.0
5	18	Juju Noda		JPN	Formula	3	HS Engineering		Dallara World Series	296.7	9	295.0	5	292.6	6	286.4	10	272.0	8	288.5
6	42	Felix Grosse-Aschhoff		DEU	Formula	4	Asche-Racing		Dallara GP2	293.4	5	222.6	4	204.9	1	115.2	3	90.5	2	185.3
7	66	Andreas Fiedler		DEU	Formula	5	Fiedler Racing		Dallara GP2	281.2	6	251.1	5	229.2	9	225.0	4	223.1	8	241.9
8	11	Paul O'Connell		IRL	Ope	2	HS Engineering		Dallara World Series	280.5	9	269.3	1	250.0	8	235.2	10	224.0	7	251.8
9	57	Bruno Jarach		ITA	Formula	6	Esti Motorsport		Dallara GP2	256.5	9	244.3	5	234.2	8	219.9	4	197.0	1	230.4
10	77	Checco Malavasi		ITA	Formula	7	Scuderia Palladio		Dallara GP2	229.2	1									229.2
11	181	Stefan Eisinger-Sewald		AUT	Super Lights	1	Red Rose Racing		Ralt RT23	215.1	8	213.8	4	210.5	9	203.3	1	201.8	7	208.9



Autodromo Nazionale Monza
BOSS GP
 Race - 1
Fastest Laps Sequence



Autodromo Nazionale Monza 5.793 m.

Lap	Time of Day	Session Time	N° Driver	Nat	Cat	Team	Nat	Vehicle	Time	Km/h
4	18:40:55.543	9:52.543	1 Ingo Gerstl		AUT	F1 Team Top Speed		Toro Rosso F1 -	1:40.826	206.8
5	18:42:31.299	11:28.299	1 Ingo Gerstl		AUT	F1 Team Top Speed		Toro Rosso F1 -	1:35.756	217.7
8	18:49:17.050	18:14.050	1 Ingo Gerstl		AUT	F1 Team Top Speed		Toro Rosso F1 -	1:35.645	218.0
9	18:50:51.175	19:48.175	1 Ingo Gerstl		AUT	F1 Team Top Speed		Toro Rosso F1 -	1:34.125	221.5



Autodromo Nazionale Monza

BOSS GP


Race - 1

Event Best Maximum Speed



Autodromo Nazionale Monza 5.793 m.

N°	Driver	Nat	Cat	Clas	Team	Nat	Vehicle	Km/h	Session	
1	Ingo Gerstl		AUT	F1	1	Team Top Speed		Toro Rosso F1 -	328.2	Qualifying
10	Antonio Pizzonia		BRA	Ope	1	HS Engineering		Dallara World	319.5	Race - 1
21	David Richert		CAN	Formul	1	M.M. Motorsport		Dallara GP2	312.1	Qualifying
32	Simone Colombo		ITA	Formul	2	M.M. Motorsport		Dallara GP2	312.1	Race - 1
27	Marco Ghiotto		ITA	Formul	3	Scuderia Palladio		Dallara GP2	309.4	Race - 1
77	Checco Malavasi		ITA	Formul	4	Scuderia Palladio		Dallara GP2	302.5	Qualifying
66	Andreas Fiedler		DEU	Formul	5	Fiedler Racing		Dallara GP2	298.3	Qualifying
18	Juju Noda		JPN	Formul	6	HS Engineering		Dallara World	296.7	Race - 1
11	Paul O'Connell		IRL	Ope	2	HS Engineering		Dallara World	294.2	Qualifying
42	Felix Grosse-Aschhoff		DEU	Formul	7	Asche-Racing		Dallara GP2	294.2	Qualifying
133	Michael Grosse-Aschhoff		DEU	Formul	8	Asche-Racing		Dallara GP2	292.6	Qualifying
57	Bruno Jarach		ITA	Formul	9	Esti Motorsport		Dallara GP2	291.8	Qualifying
181	Stefan Eisinger-Sewald		AUT	Super Light	1	Red Rose Racing		Ralt RT23	240.5	Qualifying



Autodromo Nazionale Monza
BOSS GP
Race - 1
Lap Chart




Autodromo Nazionale Monza 5.793 m.

LAP

Nr	Pos	Grid	1	2	3	4	5	6	7	8	9	10
1	1	1	1	1	1	1	1	1	1	1	1	10
10	2	10	10	10	10	10	10	10	10	10	10	1
27	3	27	11	11	11	18	18	18	18	32	32	32
32	4	32	27	27	27	32	32	32	32	27	27	18
11	5	11	32	32	32	66	27	27	27	18	18	11
21	6	21	66	66	66	27	66	66	66	11	11	27
77	7	77	18	18	18	42	57	57	57	66	66	66
18	8	18	181	181	181	181	181	181	11	57	181	181
66	9	66	42	42	42	57	11	11	181	181		
42	10	42	57	57	57	11						
133	11	133										
57	12	57										
181	13	181										

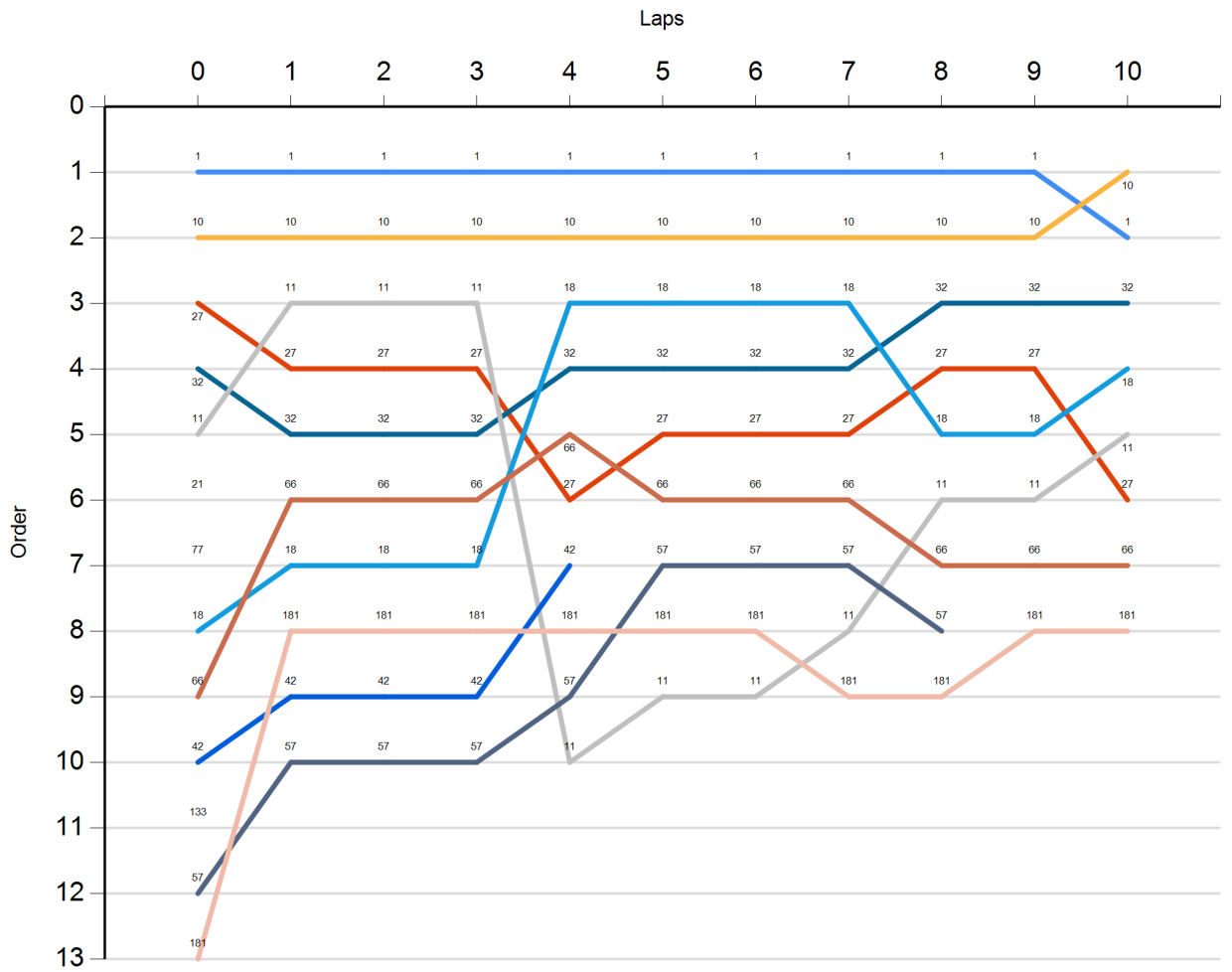


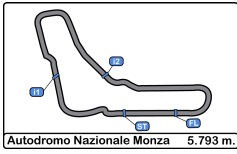


Autodromo Nazionale Monza
BOSS GP
Race - 1
Graphic Lap Chart



- 1
- 10
- 27
- 32
- 11
- 21
- 77
- 18
- 66
- 42
- 133
- 57
- 181






Autodromo Nazionale Monza
 BOSS GP
 Race - 1
 Pit Stop Analysis

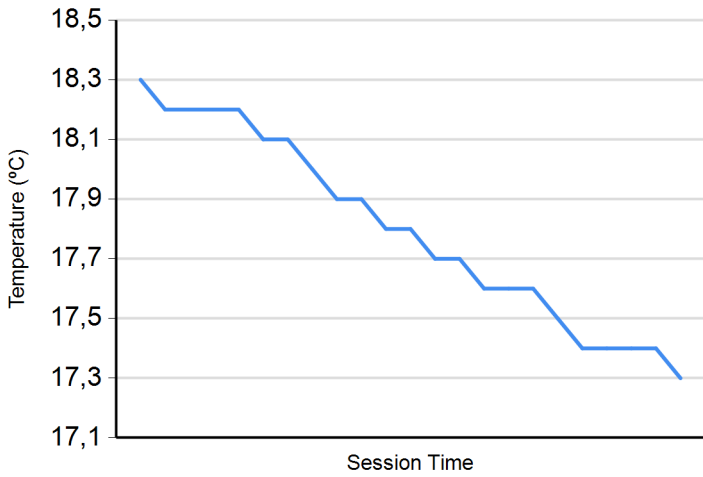


Or d.	Nr.	In Day Time	Driver	Nat	Cat	Team	Nat	Vehicle	In Time	Stop N°	Pit Time	Handicap	Dif.
----------	-----	-------------	--------	-----	-----	------	-----	---------	---------	---------	----------	----------	------

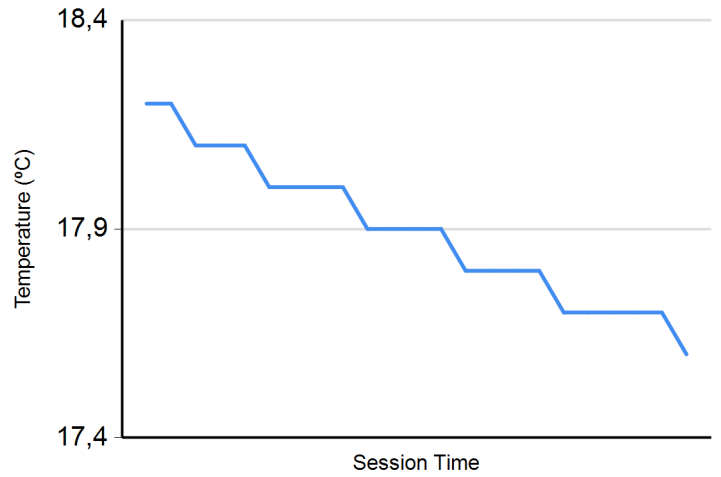




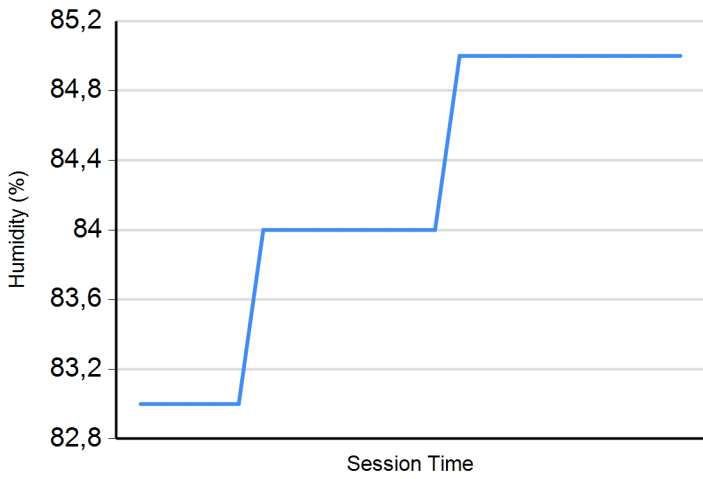
Air Temperature



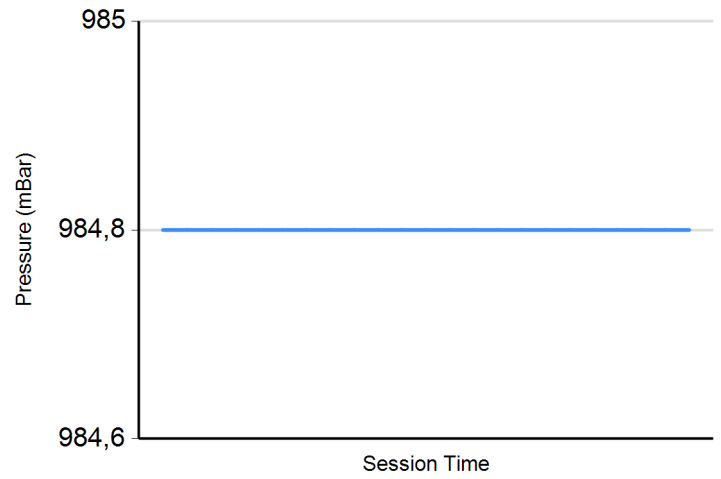
Track Temperature



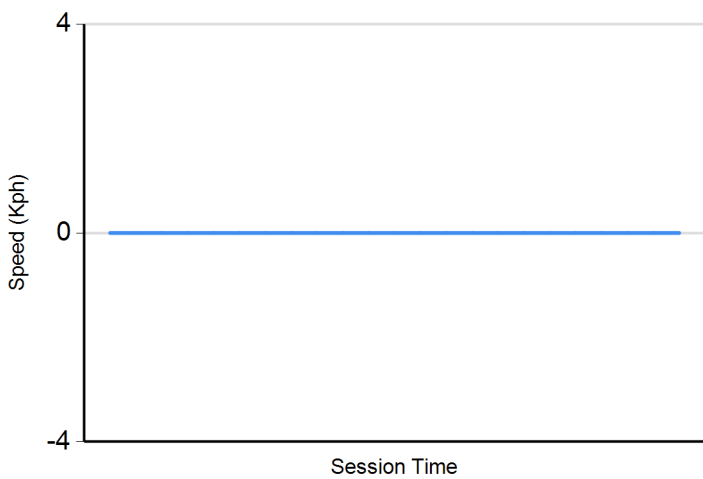
Humidity



Pressure



Wind Speed



Wind direction

