

Autodromo Nazionale Monza
BOSS GP
Race - 2



Provisional Results

Clas	Nº	Driver	Nat	Cat	Clas	Team	Nat	Vehicle	Laps	Total Time	Gap	Interval	Km/h	Best	Time	Km/h
1	10	Antonio Pizzonia	BRA	Open	1	HS Engineering	AUT	Dallara World Series	15	26:12.229			198.9	3	1:33.276	223.5
2	32	Simone Colombo	ITA	Formul	1	M.M. Motorsport	ITA	Dallara GP2	15	26:12.692	0.463	0.463	198.9	3	1:36.766	215.5
3	27	Marco Ghiotto	ITA	Formul	2	Scuderia Palladio	ITA	Dallara GP2	15	26:13.007	0.778	0.315	198.8	5	1:36.996	215.0
4	18	Juju Noda	JPN	Formul	3	HS Engineering	AUT	Dallara World Series	15	26:14.365	2.136	1.358	198.6	7	1:38.120	212.5
5	66	Andreas Fiedler	DEU	Formul	4	Fiedler Racing	DEU	Dallara GP2	15	26:18.049	5.820	3.684	198.2	4	1:38.817	211.0
6	77	Checco Malavasi	ITA	Formul	5	Scuderia Palladio	ITA	Dallara GP2	15	26:18.123	5.894	0.074	198.2	9	1:38.837	211.0
7	21	David Richert	CAN	Formul	6	M.M. Motorsport	ITA	Dallara GP2	15	26:18.498	6.269	0.375	198.1	11	1:38.551	211.6
8	42	Felix Grosse-Aschhoff	DEU	Formul	7	Asche-Racing	AUT	Dallara GP2	15	26:23.304	11.075	4.806	197.5	9	1:39.206	210.2
9	57	Bruno Jarach	ITA	Formul	8	Esti Motorsport	ITA	Dallara GP2	14	26:27.750	1 Lap	1 Lap	183.8	10	1:48.028	193.0
10	133	Michael Grosse-Aschhoff	DEU	Formul	9	Asche-Racing	AUT	Dallara GP2	14	26:28.012	1 Lap	0.262	183.8	10	1:47.912	193.2

Not classified:

181	Stefan Eisinger-Sewald	AUT	Super	Red Rose Racing	AUT	Ralt RT23	13	25:17.862	2 Laps	1 Lap	178.6	7	1:52.743	184.9
11	Paul O'Connell	IRL	Open	HS Engineering	AUT	Dallara World Series	11	18:02.605	4 Laps	2 Laps	211.8	4	1:36.511	216.0
1	Ingo Gerstl	AUT	F1	Team Top Speed	AUT	Toro Rosso F1 -	7	11:08.610	8 Laps	4 Laps	218.3	3	1:30.685	229.9

Fastest lap Ingo Gerstl in 1:30.685 at 229.9 Km/h in lap 3

Published at:.....

Track Temp: 26.1 °C Air Temp: 20.9 °C Humidity: 57 % Track Status: DRY

Race Director:

Timekeeper:

Luis Garcia
 JOB-1605-ESP/M





Autodromo Nazionale Monza
BOSS GP
Race - 2
Provisional Results by Category



Open

Clas	Nº	Driver	Nat	Cat	Clas	Team	Nat	Vehicle	Laps	Total Time	Gap	Interval	Km/h	Best	Time	Km/h
1	10	Antonio Pizzonia		Open	1	HS Engineering		Dallara World Series V8 - T12	15	26:12.229			198.9	3	1:33.276	223.5

Not classified:

11	Paul O'Connell		Open	2	HS Engineering		Dallara World Series V8 - T12	11	18:02.605	4 Laps	4 Laps	211.8	4	1:36.511	216.0
----	----------------	--	------	---	----------------	--	-------------------------------	----	-----------	--------	--------	-------	---	----------	-------

Formula

Clas	Nº	Driver	Nat	Cat	Clas	Team	Nat	Vehicle	Laps	Total Time	Gap	Interval	Km/h	Best	Time	Km/h
1	32	Simone Colombo		Form	1	M.M. Motorsport		Dallara GP2	15	26:12.692			198.9	3	1:36.766	215.5
2	27	Marco Ghiotto		Form	2	Scuderia Palladio		Dallara GP2	15	26:13.007	0.315	0.315	198.8	5	1:36.996	215.0
3	18	Juju Noda		Form	3	HS Engineering		Dallara World Series V8 - T12	15	26:14.365	1.673	1.358	198.6	7	1:38.120	212.5
4	66	Andreas Fiedler		Form	4	Fiedler Racing		Dallara GP2	15	26:18.049	5.357	3.684	198.2	4	1:38.817	211.0
5	77	Checco Malavasi		Form	5	Scuderia Palladio		Dallara GP2	15	26:18.123	5.431	0.074	198.2	9	1:38.837	211.0
6	21	David Richert		Form	6	M.M. Motorsport		Dallara GP2	15	26:18.498	5.806	0.375	198.1	11	1:38.551	211.6
7	42	Felix Grosse-Aschhoff		Form	7	Asche-Racing		Dallara GP2	15	26:23.304	10.612	4.806	197.5	9	1:39.206	210.2
8	57	Bruno Jarach		Form	8	Esti Motorsport		Dallara GP2	14	26:27.750	1 Lap	1 Lap	183.8	10	1:48.028	193.0
9	133	Michael Grosse-Aschhoff		Form	9	Asche-Racing		Dallara GP2	14	26:28.012	1 Lap	0.262	183.8	10	1:47.912	193.2

Super Lights

Clas	Nº	Driver	Nat	Cat	Clas	Team	Nat	Vehicle	Laps	Total Time	Gap	Interval	Km/h	Best	Time	Km/h
------	----	--------	-----	-----	------	------	-----	---------	------	------------	-----	----------	------	------	------	------

Not classified:

181	Stefan Eisinger-Sewald		Supe	1	Red Rose Racing		Ralt RT23	13	25:17.862			178.6	7	1:52.743	184.9
-----	------------------------	--	------	---	-----------------	--	-----------	----	-----------	--	--	-------	---	----------	-------

F1

Clas	Nº	Driver	Nat	Cat	Clas	Team	Nat	Vehicle	Laps	Total Time	Gap	Interval	Km/h	Best	Time	Km/h
1	Ingo Gerstl		F1	1	Team Top Speed		Toro Rosso F1 - STR1	7	11:08.610			218.3	3	1:30.685	229.9	

Fastest lap Ingo Gerstl in 1:30.685 at 229.9 Km/h in lap 3

Published at:.....

Track Temp: 26.1 °C Air Temp: 20.9 °C Humidity: 57 % Track Status: DRY

Race Director:

Timekeeper:

Luis Garcia
 JOB-1605-ESP/M





Autodromo Nazionale Monza

BOSS GP

Race - 2



Provisional Classification by Driver Fastest Lap

Clas	N°	Driver	Nat	Cat	Clas	Team	Nat	Vehicle	Laps	Best	Time	Gap	Interval	Km/h	
1	1	Ingo Gerstl		AUT	F1	1	Team Top Speed		Toro Rosso F1 -	7	3	1:30.685			229.9
2	10	Antonio Pizzonia		BRA	Open	1	HS Engineering		Dallara World	15	3	1:33.276	2.591	2.591	223.5
3	11	Paul O'Connell		IRL	Open	2	HS Engineering		Dallara World	11	4	1:36.511	5.826	3.235	216.0
4	32	Simone Colombo		ITA	Formul	1	M.M. Motorsport		Dallara GP2	15	3	1:36.766	6.081	0.255	215.5
5	27	Marco Ghiotto		ITA	Formul	2	Scuderia Palladio		Dallara GP2	15	5	1:36.996	6.311	0.230	215.0
6	18	Juju Noda		JPN	Formul	3	HS Engineering		Dallara World	15	7	1:38.120	7.435	1.124	212.5
7	21	David Richert		CAN	Formul	4	M.M. Motorsport		Dallara GP2	15	11	1:38.551	7.866	0.431	211.6
8	66	Andreas Fiedler		DEU	Formul	5	Fiedler Racing		Dallara GP2	15	4	1:38.817	8.132	0.266	211.0
9	77	Checco Malavasi		ITA	Formul	6	Scuderia Palladio		Dallara GP2	15	9	1:38.837	8.152	0.020	211.0
10	42	Felix Grosse-Aschhoff		DEU	Formul	7	Asche-Racing		Dallara GP2	15	9	1:39.206	8.521	0.369	210.2
11	133	Michael Grosse-Aschhoff		DEU	Formul	8	Asche-Racing		Dallara GP2	14	10	1:47.912	17.227	8.706	193.2
12	57	Bruno Jarach		ITA	Formul	9	Esti Motorsport		Dallara GP2	14	10	1:48.028	17.343	0.116	193.0
13	181	Stefan Eisinger-Sewald		AUT	Superbike	1	Red Rose Racing		Ralt RT23	13	7	1:52.743	22.058	4.715	184.9




Autodromo Nazionale Monza
BOSS GP
Race - 2
Distance and Speed Average



Autodromo Nazionale Monza 5.793 m.

Clas	N°	Driver	Nat	Cat	Clas	Team	Nat	Vehicle	Laps	Distance	Total Time	Km/h
1	10	Antonio Pizzonia		Open	1	HS Engineering		Dallara World	15	86.89	26:12.229	198.9
2	32	Simone Colombo		Formul	1	M.M. Motorsport		Dallara GP2	15	86.89	26:12.692	198.9
3	27	Marco Ghiotto		Formul	2	Scuderia Palladio		Dallara GP2	15	86.89	26:13.007	198.8
4	18	Juju Noda		Formul	3	HS Engineering		Dallara World	15	86.89	26:14.365	198.6
5	66	Andreas Fiedler		Formul	4	Fiedler Racing		Dallara GP2	15	86.89	26:18.049	198.2
6	77	Checco Malavasi		Formul	5	Scuderia Palladio		Dallara GP2	15	86.89	26:18.123	198.2
7	21	David Richert		Formul	6	M.M. Motorsport		Dallara GP2	15	86.89	26:18.498	198.1
8	42	Felix Grosse-Aschhoff		Formul	7	Asche-Racing		Dallara GP2	15	86.89	26:23.304	197.5
9	57	Bruno Jarach		Formul	8	Esti Motorsport		Dallara GP2	14	81.10	26:27.750	183.8
10	133	Michael Grosse-Aschhoff		Formul	9	Asche-Racing		Dallara GP2	14	81.10	26:28.012	183.8
11	181	Stefan Eisinger-Sewald		Super	1	Red Rose Racing		Ralt RT23	13	75.30	25:17.862	178.6
12	11	Paul O'Connell		Open	2	HS Engineering		Dallara World	11	63.72	18:02.605	211.8
13	1	Ingo Gerstl		F1	1	Team Top Speed		Toro Rosso F1 -	7	40.55	11:08.610	218.3



Autodromo Nazionale Monza
BOSS GP
Race - 2
Lap Analysis



1 Ingo Gerstl Toro Rosso F1 - STR1 **18** Juju Noda Dallara World Series V8 - T12

F1							Team Top Speed						Formula		HS Engineering	
Lap	D	Time	Sector 1	Sector 2	Sector 3	T. Spd	Elapsed	Lap	D	Time	Sector 1	Sector 2	Sector 3	T. Spd	Elapsed	
1		1:34.672	32.241	31.289	31.142	311.2	1:34.672	1		1:50.763	40.594	35.145	35.024	235.2	1:50.763	
2		1:31.169	28.751	31.272	31.146	320.4	3:05.841	2		1:39.337	31.738	34.026	33.573	299.1	3:30.100	
3		1:30.685	28.624	31.070	30.991	326.2	4:36.526	3		1:38.972	30.978	34.448	33.546	303.3	5:09.072	
4		1:31.134	28.597	31.551	30.986	327.2	6:07.660	4		1:38.431	31.105	34.216	33.110	302.5	6:47.503	
5		1:33.241	29.185	32.341	31.715	327.2	7:40.901	5		1:38.672	31.323	33.552	33.797	297.5	8:26.175	
6		1:34.554	29.766	33.189	31.599	275.5	9:15.455	6		1:38.774	31.590	33.995	33.189	288.0	10:04.949	
7		1:53.155 P	30.523	36.123	46.509	324.3	11:08.610	7		1:38.120	31.152	33.653	33.315	296.7	11:43.069	

10 Antonio Pizzonia Dallara World Series V8 - T12

Open							HS Engineering								
Lap	D	Time	Sector 1	Sector 2	Sector 3	T. Spd	Elapsed	Lap	D	Time	Sector 1	Sector 2	Sector 3	T. Spd	Elapsed
1		1:38.705	33.731	32.808	32.166	272.7	1:38.705	8		1:38.434	31.175	33.612	33.647	296.7	13:21.503
2		1:33.461	29.231	32.281	31.949	326.2	3:12.166	9		1:38.647	31.245	33.784	33.618	298.3	15:00.150
3		1:33.276	29.126	32.221	31.929	329.2	4:45.442	10		1:39.175	32.660	32.900	33.615	260.8	16:39.325
4		1:34.995	29.942	32.508	32.545	331.2	6:20.437	11		1:38.731	31.034	34.290	33.407	298.3	18:18.056
5		1:34.566	29.382	32.487	32.697	327.2	7:55.003	12		1:40.961	31.902	35.209	33.850	297.5	19:59.017
6		1:36.511	29.236	33.800	33.475	329.2	9:31.514	13		2:01.078	42.845	38.504	39.729	149.7	22:00.095
7		1:39.062	30.743	34.615	33.704	326.2	11:10.576	14		2:34.395	36.458	1:02.205	55.732	216.4	24:34.490
8		1:38.032	29.971	34.136	33.925	320.4	12:48.608	15		1:39.875	31.467	34.618	33.790	295.0	26:14.365
9		1:39.186	30.095	34.493	34.598	305.0	14:27.794								
10		1:41.521	31.088	34.677	35.756	288.7	16:09.315								
11		1:39.271	29.924	34.882	34.465	324.3	17:48.586								
12		1:40.074	30.471	35.002	34.601	322.3	19:28.660								
13		2:06.597	31.833	42.217	52.547	295.0	21:35.257								
14		2:57.827	57.659	1:02.948	57.220	232.2	24:33.084								
15		1:39.145	30.445	34.541	34.159	310.3	26:12.229								


21 David Richert Dallara GP2

Formula							M.M. Motorsport								
Lap	D	Time	Sector 1	Sector 2	Sector 3	T. Spd	Elapsed	Lap	D	Time	Sector 1	Sector 2	Sector 3	T. Spd	Elapsed
1		1:55.380	41.312	37.159	36.909	198.8	1:55.380	8		1:39.050	30.876	34.131	34.043	303.3	13:43.243
2		1:43.327	31.554	36.568	35.205	284.2	3:38.707	9		1:39.023	30.593	34.078	34.352	310.3	15:22.266
3		1:41.257	31.104	35.467	34.686	308.5	5:19.964	10		1:39.185	31.038	34.131	34.016	286.4	17:01.451
4		1:39.443	30.478	34.272	34.693	310.3	6:59.407	11		1:38.551	30.354	33.937	34.260	311.2	18:40.002
5		1:39.586	30.897	34.491	34.198	314.8	8:38.993	12		1:47.025	30.656	37.199	39.170	309.4	20:27.027
6		1:44.473	34.171	35.484	34.818	312.1	10:23.466	13		1:54.413	35.686	39.225	39.502	202.6	22:21.440
7		1:40.727	30.652	34.674	35.401	301.6	12:04.193	14		2:15.962	36.830	43.353	55.779	173.0	24:37.402
8		1:39.050	30.876	34.131	34.043	303.3	13:43.243	15		1:41.096	31.850	34.550	34.696	271.3	26:18.498
9		1:39.023	30.593	34.078	34.352	310.3	15:22.266								
10		1:39.185	31.038	34.131	34.016	286.4	17:01.451								
11		1:38.551	30.354	33.937	34.260	311.2	18:40.002								
12		1:47.025	30.656	37.199	39.170	309.4	20:27.027								
13		1:54.413	35.686	39.225	39.502	202.6	22:21.440								
14		2:15.962	36.830	43.353	55.779	173.0	24:37.402								
15		1:41.096	31.850	34.550	34.696	271.3	26:18.498								

27 Marco Ghiotto Dallara GP2

Formula							Scuderia Palladio								
Lap	D	Time	Sector 1	Sector 2	Sector 3	T. Spd	Elapsed	Lap	D	Time	Sector 1	Sector 2	Sector 3	T. Spd	Elapsed
1		1:44.501	36.637	34.252	33.612	263.4	1:44.501	1		1:44.501	36.637	34.252	33.612	263.4	1:44.501
2		1:37.788	30.728	33.708	33.352	313.9	3:22.289	2		1:37.788	30.728	33.708	33.352	313.9	3:22.289
3		1:37.009	30.633	33.508	32.868	308.5	4:59.298	3		1:37.009	30.633	33.508	32.868	308.5	4:59.298
4		1:36.998	30.598	33.535	32.865	310.3	6:36.296	4		1:36.998	30.598	33.535	32.865	310.3	6:36.296
5		1:36.996	30.539	33.243	33.214	308.5	8:13.292	5		1:36.996	30.539	33.243	33.214	308.5	8:13.292
6		1:38.563	30.606	34.474	33.483	309.4	9:51.855	6		1:38.563	30.606	34.474	33.483	309.4	9:51.855
7		1:38.492	30.879	33.610	34.003	264.0	11:30.347	7		1:38.492	30.879	33.610	34.003	264.0	11:30.347
8		1:38.401	30.543	33.785	34.073	311.2	13:08.748	8		1:38.401	30.543	33.785	34.073	311.2	13:08.748
9		1:40.164	32.632	33.844	33.688	314.8	14:48.912	9		1:40.164	32.632	33.844	33.688	314.8	14:48.912
10		1:37.507	30.525	33.595	33.387	311.2	16:26.419	10		1:37.507	30.525	33.595	33.387	311.2	16:26.419
11		1:37.733	30.604	33.736	33.393	310.3	18:04.152	11		1:37.733	30.604	33.736	33.393	310.3	18:04.152
12		1:38.689	31.167	34.316	33.206	308.5	19:42.841	12		1:38.689	31.167	34.316	33.206	308.5	19:42.841
13		2:03.308	33.891	45.012	44.405	313.0	21:46.149	13		2:03.308	33.891	45.012	44.405	313.0	21:46.149
14		2:47.978	48.833	1:02.700	56.445	188.4	24:34.127	14		2:47.978	48.833	1:02.700	56.445	188.4	24:34.127
15		1:38.880	31.238	34.100	33.542	287.2	26:13.007	15		1:38.880	31.238	34.100	33.542	287.2	26:13.007





Autodromo Nazionale Monza
BOSS GP
Race - 2
Lap Analysis



32

Simone Colombo

Dallara GP2 **66**

Andreas Fiedler

Dallara GP2

Formula

M.M. Motorsport

Formula

Fiedler Racing

Lap	D	Time	Sector 1	Sector 2	Sector 3	T. Spd	Elapsed	Lap	D	Time	Sector 1	Sector 2	Sector 3	T. Spd	Elapsed
1		1:45.563	36.758	35.061	33.744	253.5	1:45.563	1		1:48.258	38.824	35.448	33.986	229.7	1:48.258
2		1:37.540	30.041	33.901	33.598	317.6	3:23.103	2		1:39.823	31.135	34.506	34.182	284.2	3:28.081
3		1:36.766	30.018	33.873	32.875	318.5	4:59.869	3		1:40.379	32.139	34.710	33.530	267.9	5:08.460
4		1:36.953	30.112	33.741	33.100	317.6	6:36.822	4		1:38.817	31.120	33.851	33.846	294.2	6:47.277
5		1:36.985	30.056	33.871	33.058	313.9	8:13.807	5		1:40.267	31.941	34.202	34.124	288.7	8:27.544
6		1:37.389	30.161	34.179	33.049	290.3	9:51.196	6		1:39.230	31.262	34.003	33.965	259.6	10:06.774
7		1:37.193	30.256	33.713	33.224	313.9	11:28.389	7		1:39.637	31.198	34.074	34.365	270.6	11:46.411
8		1:40.096	30.216	34.125	35.755	313.9	13:08.485	8		1:39.580	31.627	34.020	33.933	295.8	13:25.991
9		1:37.297	30.174	33.915	33.208	314.8	14:45.782	9		1:39.866	32.424	33.868	33.574	237.8	15:05.857
10		1:37.642	30.247	33.962	33.433	316.7	16:23.424	10		1:42.477	31.259	34.189	37.029	293.4	16:48.334
11		1:39.426	30.598	34.534	34.294	318.5	18:02.850	11		1:40.168	31.749	34.051	34.368	292.6	18:28.502
12		1:39.018	30.403	35.105	33.510	307.6	19:41.868	12		1:41.360	30.966	35.420	34.974	295.8	20:09.862
13		2:03.856	34.638	44.813	44.405	313.0	21:45.724	13		1:53.351	37.005	38.508	37.838	198.5	22:03.213
14		2:48.102	48.245	1:03.189	56.668	199.2	24:33.826	14		2:32.596	36.493	1:00.424	55.679	208.8	24:35.809
15		1:38.866	30.906	34.113	33.847	295.8	26:12.692	15		1:42.240	32.028	35.777	34.435	228.3	26:18.049

42

Felix Grosse-Aschhoff

Dallara GP2 **77**

Checco Malavasi

Dallara GP2

Formula

Asche-Racing

Formula

Scuderia Palladio

Lap	D	Time	Sector 1	Sector 2	Sector 3	T. Spd	Elapsed	Lap	D	Time	Sector 1	Sector 2	Sector 3	T. Spd	Elapsed
1		1:57.044	42.338	39.073	35.633	181.8	1:57.044	1		1:47.433	37.666	35.477	34.290	239.4	1:47.433
2		1:42.445	32.502	35.081	34.862	274.8	3:39.489	2		1:40.426	31.222	34.396	34.808	312.1	3:27.859
3		1:41.282	31.837	34.698	34.747	298.3	5:20.771	3		1:39.654	31.137	34.334	34.183	310.3	5:07.513
4		1:39.982	31.299	34.277	34.406	298.3	7:00.753	4		1:39.082	30.864	34.059	34.159	309.4	6:46.595
5		1:40.377	31.636	34.372	34.369	289.5	8:41.130	5		1:39.615	30.969	34.326	34.320	308.5	8:26.210
6		1:42.614	32.178	35.873	34.563	297.5	10:23.744	6		1:40.377	30.958	35.113	34.306	307.6	10:06.587
7		1:40.529	31.415	34.251	34.863	277.6	12:04.273	7		1:39.463	30.866	34.109	34.488	311.2	11:46.050
8		1:39.764	31.721	34.052	33.991	267.9	13:44.037	8		1:39.297	31.135	34.211	33.951	309.4	13:25.347
9		1:39.206	31.154	33.874	34.178	300.8	15:23.243	9		1:38.837	30.912	34.045	33.880	300.8	15:04.184
10		1:40.920	31.337	35.015	34.568	296.7	17:04.163	10		1:42.371	31.108	35.710	35.553	309.4	16:46.555
11		1:40.306	31.120	34.559	34.627	302.5	18:44.469	11		1:39.433	30.946	34.197	34.290	305.0	18:25.988
12		1:44.484	31.261	35.121	38.102	300.0	20:28.953	12		1:39.811	30.860	34.822	34.129	309.4	20:05.799
13		1:54.049	36.403	38.168	39.478	200.0	22:23.002	13		1:54.428	36.456	38.705	39.267	246.5	22:00.227
14		2:15.741	36.873	43.494	55.374	154.0	24:38.743	14		2:35.328	36.703	1:02.298	56.327	204.5	24:35.555
15		1:44.561	33.233	36.587	34.741	209.7	26:23.304	15		1:42.568	32.084	35.650	34.834	249.4	26:18.123

57

Bruno Jarach

Dallara GP2 **133**

Michael Grosse-Aschhoff

Dallara GP2

Formula


Esti Motorsport

Formula

Asche-Racing

Lap	D	Time	Sector 1	Sector 2	Sector 3	T. Spd	Elapsed	Lap	D	Time	Sector 1	Sector 2	Sector 3	T. Spd	Elapsed
1		2:00.305	42.078	39.438	38.789	200.7	2:00.305	1		2:03.867	44.365	40.051	39.451	172.2	2:03.867
2		1:51.093	34.014	37.689	39.390	263.4	3:51.398	2		1:52.216	34.770	38.383	39.063	211.3	3:56.083
3		1:51.279	33.901	37.952	39.426	266.0	5:42.677	3		1:53.765	34.980	39.057	39.728	204.1	5:49.848
4		1:52.128	34.426	38.443	39.259	260.2	7:34.805	4		1:49.106	33.659	37.362	38.085	255.3	7:38.954
5		1:52.754	35.532	38.228	38.994	218.6	9:27.559	5		1:49.222	33.169	37.684	38.369	278.3	9:28.176
6		1:50.865	34.242	38.190	38.433	270.0	11:18.424	6		1:50.836	34.121	38.387	38.328	245.4	11:19.012
7		1:50.721	34.229	37.684	38.808	243.7	13:09.145	7		1:51.006	33.984	38.639	38.383	255.9	13:10.018
8		1:49.599	34.031	37.326	38.242	262.1	14:58.744	8		1:49.064	33.412	37.708	37.944	241.6	14:59.082
9		1:49.462	33.935	37.391	38.136	254.1	16:48.206	9		1:49.840	34.172	37.546	38.122	228.8	16:48.922
10		1:48.028	33.653	36.778	37.597	232.2	18:36.234	10		1:47.912	33.154	37.249	37.509	235.8	18:36.834
11		1:49.728	33.292	37.378	39.058	265.3	20:25.962	11		1:50.776	33.009	38.557	39.210	276.2	20:27.610
12		1:54.652	35.792	39.005	39.855	207.2	22:20.614	12		1:54.627	35.571	39.604	39.452	223.6	22:22.237
13		2:16.622	36.923	43.225	56.474	185.5	24:37.236	13		2:15.830	36.666	43.372	55.792	155.8	24:38.067
14		1:50.514	34.325	37.481	38.708	254.1	26:27.750	14		1:49.945	33.736	37.738	38.471	242.6	26:28.012





Autodromo Nazionale Monza

BOSS GP

Race - 2

Lap Analysis



181


Stefan Eisinger-Sewald

Ralt RT23

Super Lights

Red Rose Racing

Lap	D	Time	Sector 1	Sector 2	Sector 3	T. Spd	Elapsed
1		2:01.576	43.616	39.302	38.658	177.9	2:01.576
2		1:53.382	35.714	38.680	38.988	222.6	3:54.958
3		1:54.043	35.579	39.045	39.419	233.7	5:49.001
4		1:54.366	36.511	38.410	39.445	204.5	7:43.367
5		1:54.487	35.930	38.875	39.682	223.1	9:37.854
6		1:53.204	35.902	38.287	39.015	213.8	11:31.058
7		1:52.743	35.430	38.568	38.745	232.2	13:23.801
8		1:54.248	35.309	39.409	39.530	243.7	15:18.049
9		1:54.388	35.749	39.471	39.168	219.0	17:12.437
10		1:53.486	35.872	38.865	38.749	198.1	19:05.923
11		1:58.397	37.583	41.003	39.811	219.0	21:04.320
12		1:56.828	36.222	39.804	40.802	200.7	23:01.148
13		2:16.714 P	39.316	44.752	52.646	206.5	25:17.862



Autodromo Nazionale Monza

BOSS GP

Race - 2

Analysis by Lap



Autodromo Nazionale Monza 5.793 m.

Num	Lap Time	Gap
Lap 1		
1	1:34.672	
10	1:38.705	04.033
11	1:43.370	08.698
27	1:44.501	09.829
32	1:45.563	10.891
77	1:47.433	12.761
66	1:48.258	13.586
18	1:50.763	16.091
21	1:55.380	20.708
42	1:57.044	22.372
57	2:00.305	25.633
181	2:01.576	26.904
133	2:03.867	29.195

Num	Lap Time	Gap
Lap 2		
1	1:31.169	
10	1:33.461	06.325
11	1:36.792	14.321
27	1:37.788	16.448
32	1:37.540	17.262
77	1:40.426	22.018
66	1:39.823	22.240
18	1:39.337	24.259
21	1:43.327	32.866
42	1:42.445	33.648
57	1:51.093	45.557
181	1:53.382	49.117
133	1:52.216	50.242

Num	Lap Time	Gap
Lap 3		
1	1:30.685	
10	1:33.276	08.916
11	1:37.103	20.739
27	1:37.009	22.772
32	1:36.766	23.343
77	1:39.654	30.987
66	1:40.379	31.934
18	1:38.972	32.546
21	1:41.257	43.438
42	1:41.282	44.245
57	1:51.279	1:06.151
181	1:54.043	1:12.475
133	1:53.765	1:13.322

Num	Lap Time	Gap
Lap 4		
1	1:31.134	
10	1:34.995	12.777
11	1:36.511	26.116
27	1:36.998	28.636
32	1:36.953	29.162
77	1:39.082	38.935
66	1:38.817	39.617
18	1:38.431	39.843
21	1:39.443	51.747
42	1:39.982	53.093

Num	Lap Time	Gap
57	1:52.128	1:27.145
133	1:49.106	1:31.294
Lap 5		
1	1:33.241	
181	1:54.366	1 Lap
10	1:34.566	14.102
11	1:36.916	29.791
27	1:36.996	32.391
32	1:36.985	32.906
18	1:38.672	45.274
77	1:39.615	45.309
66	1:40.267	46.643
21	1:39.586	58.092
42	1:40.377	1:00.229

Num	Lap Time	Gap
Lap 6		
1	1:34.554	
57	1:52.754	1 Lap
133	1:49.222	1 Lap
10	1:36.511	16.059
181	1:54.487	1 Lap
11	1:36.543	31.780
32	1:37.389	35.741
27	1:38.563	36.400
18	1:38.774	49.494
77	1:40.377	51.132
66	1:39.230	51.319
21	1:44.473	1:08.011
42	1:42.614	1:08.289

Num	Lap Time	Gap
Lap 7		
1	1:53.155	
10	1:39.062	01.966
57	1:50.865	1 Lap
133	1:50.836	1 Lap
11	1:37.681	16.306
32	1:37.193	19.779
27	1:38.492	21.737
181	1:53.204	1 Lap
18	1:38.120	34.459
77	1:39.463	37.440
66	1:39.637	37.801
21	1:40.727	55.583
42	1:40.529	55.663

Num	Lap Time	Gap
Lap 8		
10	1:38.032	
11	1:41.882	18.190
32	1:40.096	19.877
27	1:38.401	20.140
57	1:50.721	1 Lap
133	1:51.006	1 Lap
18	1:38.434	32.895
181	1:52.743	1 Lap
77	1:39.297	36.739

Num	Lap Time	Gap
66	1:39.580	37.383
21	1:39.050	54.635
42	1:39.764	55.429
Lap 9		
10	1:39.186	
11	1:37.797	16.801
32	1:37.297	17.988
27	1:40.164	21.118
57	1:49.599	1 Lap
133	1:49.064	1 Lap
18	1:38.647	32.356
77	1:38.837	36.390
66	1:39.866	38.063
181	1:54.248	1 Lap
21	1:39.023	54.472
42	1:39.206	55.449

Num	Lap Time	Gap
Lap 10		
10	1:41.521	
11	1:37.918	13.198
32	1:37.642	14.109
27	1:37.507	17.104
18	1:39.175	30.010
77	1:42.371	37.240
57	1:49.462	1 Lap
66	1:42.477	39.019
133	1:49.840	1 Lap
21	1:39.185	52.136
42	1:40.920	54.848
181	1:54.388	1 Lap

Num	Lap Time	Gap
Lap 11		
10	1:39.271	
11	1:40.092	14.019
32	1:39.426	14.264
27	1:37.733	15.566
18	1:38.731	29.470
77	1:39.433	37.402
66	1:40.168	39.916
57	1:48.028	1 Lap
133	1:47.912	1 Lap
21	1:38.551	51.416
42	1:40.306	55.883
181	1:53.486	1 Lap

Num	Lap Time	Gap
Lap 12		
10	1:40.074	
32	1:39.018	13.208
27	1:38.689	14.181
18	1:40.961	30.357
77	1:39.811	37.139
66	1:41.360	41.202
57	1:49.728	1 Lap
21	1:47.025	58.367
133	1:50.776	1 Lap

Num	Lap Time	Gap
42	1:44.484	1:00.293
181	1:58.397	1 Lap
Lap 13		
10	2:06.597	
32	2:03.856	10.467
27	2:03.308	10.892
18	2:01.078	24.838
77	1:54.428	24.970
66	1:53.351	27.956
57	1:54.652	1 Lap
21	1:54.413	46.183
133	1:54.627	1 Lap
42	1:54.049	47.745
181	1:56.828	1 Lap

Num	Lap Time	Gap
Lap 14		
10	2:57.827	
32	2:48.102	00.742
27	2:47.978	01.043
18	2:34.395	01.406
77	2:35.328	02.471
66	2:32.596	02.725
57	2:16.622	1 Lap
21	2:15.962	04.318
133	2:15.830	1 Lap
42	2:15.741	05.659
181	2:16.714	1 Lap

Num	Lap Time	Gap
Lap 15		
10	1:39.145	
32	1:38.866	00.463
27	1:38.880	00.778
18	1:39.875	02.136
66	1:42.240	05.820
77	1:42.568	05.894
21	1:41.096	06.269
42	1:44.561	11.075
57	1:50.514	1 Lap
133	1:49.945	1 Lap





Autodromo Nazionale Monza

BOSS GP

Race - 2

Best Sectors Results



Sector - 1			Sector - 2			Sector - 3			Ideal Lap vs Best Lap						
Clas	Nº	Driver	Time	Nº	Driver	Time	Nº	Driver	Time	Clas	Nº	Driver	Ideal Lap	Best Lap	Clas
1	1	Ingo Gerstl	28.597	1	Ingo Gerstl	31.070	1	Ingo Gerstl	30.986	1	1	Ingo Gerstl	1:30.653	1:30.685	1
2	10	Antonio Pizzonia	29.126	10	Antonio Pizzonia	32.221	10	Antonio Pizzonia	31.929	2	10	Antonio Pizzonia	1:33.276	1:33.276	2
3	11	Paul O'Connell	29.926	18	Juju Noda	32.900	27	Marco Ghiotto	32.865	3	11	Paul O'Connell	1:36.283	1:36.511	3
4	32	Simone Colombo	30.018	11	Paul O'Connell	33.004	32	Simone Colombo	32.875	4	32	Simone Colombo	1:36.606	1:36.766	4
5	21	David Richert	30.354	27	Marco Ghiotto	33.243	18	Juju Noda	33.110	5	27	Marco Ghiotto	1:36.633	1:36.996	5
6	27	Marco Ghiotto	30.525	32	Simone Colombo	33.713	11	Paul O'Connell	33.353	6	18	Juju Noda	1:36.988	1:38.120	6
7	77	Checco Malavasi	30.860	66	Andreas Fiedler	33.851	66	Andreas Fiedler	33.530	7	21	David Richert	1:38.307	1:38.551	7
8	66	Andreas Fiedler	30.966	42	Felix Grosse-Aschhoff	33.874	77	Checco Malavasi	33.880	8	66	Andreas Fiedler	1:38.347	1:38.817	8
9	18	Juju Noda	30.978	21	David Richert	33.937	42	Felix Grosse-Aschhoff	33.991	9	77	Checco Malavasi	1:38.785	1:38.837	9
10	42	Felix Grosse-Aschhoff	31.120	77	Checco Malavasi	34.045	21	David Richert	34.016	10	42	Felix Grosse-Aschhoff	1:38.985	1:39.206	10
11	13	Michael Grosse-Aschhoff	33.009	57	Bruno Jarach	36.778	133	Michael Grosse-Aschhoff	37.509	11	57	Bruno Jarach	1:47.667	1:48.028	12
12	57	Bruno Jarach	33.292	133	Michael Grosse-Aschhoff	37.249	57	Bruno Jarach	37.597	12	133	Michael Grosse-Aschhoff	1:47.767	1:47.912	11
13	18	Stefan Eisinger-Sewald	35.309	181	Stefan Eisinger-Sewald	38.287	181	Stefan Eisinger-Sewald	38.658	13	181	Stefan Eisinger-Sewald	1:52.254	1:52.743	13







Autodromo Nazionale Monza

BOSS GP

Race - 2

Leader Sequence



N°	Driver	Nat	Cat	Clas	Team	Nat	Vehicle	Start Lap	End Lap	Laps	Total Laps
1	Ingo Gerstl	 AUT	F1		Team Top Speed	 AUT	Toro Rosso F1 - STR1	1	7	7	7
10	Antonio Pizzonia	 BRA	Open		HS Engineering	 AUT	Dallara World Series	8	15	8	8



Autodromo Nazionale Monza

BOSS GP


Race - 2

Best 5 Lap Times



Autodromo Nazionale Monza 5.793 m.

Cls	N°	Driver	Nat	Cat	Cls	Team	Nat	Vehicle	Best 1		Best 2		Best 3		Best 4		Best 5		
									Time	Lap	Time	Lap	Time	Lap	Time	Lap	Time	Lap	
1	1	Ingo Gerstl		AUT	F1	1	Team Top Speed		Toro Rosso F1 -	1:30.685	3	1:31.134	4	1:31.169	2	1:33.241	5	1:34.554	6
2	10	Antonio Pizzonia		BRA	Ope	1	HS Engineering		Dallara World Series	1:33.276	3	1:33.461	2	1:34.566	5	1:34.995	4	1:36.511	6
3	11	Paul O'Connell		IRL	Ope	2	HS Engineering		Dallara World Series	1:36.511	4	1:36.543	6	1:36.792	2	1:36.916	5	1:37.103	3
4	32	Simone Colombo		ITA	Formula	1	M.M. Motorsport		Dallara GP2	1:36.766	3	1:36.953	4	1:36.985	5	1:37.193	7	1:37.297	9
5	27	Marco Ghiotto		ITA	Formula	2	Scuderia Palladio		Dallara GP2	1:36.996	5	1:36.998	4	1:37.009	3	1:37.507	10	1:37.733	11
6	18	Juju Noda		JPN	Formula	3	HS Engineering		Dallara World Series	1:38.120	7	1:38.431	4	1:38.434	8	1:38.647	9	1:38.672	5
7	21	David Richert		CAN	Formula	4	M.M. Motorsport		Dallara GP2	1:38.551	11	1:39.023	9	1:39.050	8	1:39.185	10	1:39.443	4
8	66	Andreas Fiedler		DEU	Formula	5	Fiedler Racing		Dallara GP2	1:38.817	4	1:39.230	6	1:39.580	8	1:39.637	7	1:39.823	2
9	77	Checco Malavasi		ITA	Formula	6	Scuderia Palladio		Dallara GP2	1:38.837	9	1:39.082	4	1:39.297	8	1:39.433	11	1:39.463	7
10	42	Felix Grosse-Aschhoff		DEU	Formula	7	Asche-Racing		Dallara GP2	1:39.206	9	1:39.764	8	1:39.982	4	1:40.306	11	1:40.377	5
11	133	Michael Grosse-Aschhoff		DEU	Formula	8	Asche-Racing		Dallara GP2	1:47.912	10	1:49.064	8	1:49.106	4	1:49.222	5	1:49.840	9
12	57	Bruno Jarach		ITA	Formula	9	Esti Motorsport		Dallara GP2	1:48.028	10	1:49.462	9	1:49.599	8	1:49.728	11	1:50.514	14
13	181	Stefan Eisinger-Sewald		AUT	Super Lights	1	Red Rose Racing		Ralt RT23	1:52.743	7	1:53.204	6	1:53.382	2	1:53.486	10	1:54.043	3



Autodromo Nazionale Monza

BOSS GP

Race - 2

Best 5 Top Speeds







Autodromo Nazionale Monza 5.793 m.

Clas	N°	Driver	Nat	Cat	Cls	Team	Nat	Vehicle	Top 1		Top 2		Top 3		Top 4		Top 5		Avg	
									Km/h	Lap	Km/h	Lap	Km/h	Lap	Km/h	Lap	Km/h	Lap		
1	10	Antonio Pizzonia		BRX	Ope	1	HS Engineering		Dallara World Series	331.2	4	329.2	3	329.2	6	327.2	5	326.2	2	328.6
2	1	Ingo Gerstl		AUT	F1	1	Team Top Speed		Toro Rosso F1 - STR1	327.2	4	327.2	5	326.2	3	324.3	7	320.4	2	325.1
3	32	Simone Colombo		ITA	Formula	1	M.M. Motorsport		Dallara GP2	318.5	3	318.5	11	317.6	2	317.6	4	316.7	10	317.8
4	11	Paul O'Connell		IRL	Ope	2	HS Engineering		Dallara World Series	314.8	11	292.6	10	291.8	2	291.8	9	290.3	6	296.3
5	21	David Richert		CAN	Formula	2	M.M. Motorsport		Dallara GP2	314.8	5	312.1	6	311.2	11	310.3	4	310.3	9	311.7
6	27	Marco Ghiotto		ITA	Formula	3	Scuderia Palladio		Dallara GP2	314.8	9	313.9	2	313.0	13	311.2	8	311.2	10	312.8
7	77	Checco Malavasi		ITA	Formula	4	Scuderia Palladio		Dallara GP2	312.1	2	311.2	7	310.3	3	309.4	4	309.4	8	310.5
8	18	Juju Noda		JPN	Formula	5	HS Engineering		Dallara World Series	303.3	3	302.5	4	299.1	2	298.3	9	298.3	11	300.3
9	42	Felix Grosse-Aschhoff		DEB	Formula	6	Asche-Racing		Dallara GP2	302.5	11	300.8	9	300.0	12	298.3	3	298.3	4	300.0
10	66	Andreas Fiedler		DEB	Formula	7	Fiedler Racing		Dallara GP2	295.8	8	295.8	12	294.2	4	293.4	10	292.6	11	294.4
11	133	Michael Grosse-Aschhoff		DEB	Formula	8	Asche-Racing		Dallara GP2	278.3	5	276.2	11	255.9	7	255.3	4	245.4	6	262.2
12	57	Bruno Jarach		ITA	Formula	9	Esti Motorsport		Dallara GP2	270.0	6	266.0	3	265.3	11	263.4	2	262.1	8	265.3
13	181	Stefan Eisinger-Sewald		AUT	Super Lights	1	Red Rose Racing		Ralt RT23	243.7	8	233.7	3	232.2	7	223.1	5	222.6	2	231.1



Autodromo Nazionale Monza
BOSS GP
Race - 2
Fastest Laps Sequence



Lap	Time of Day	Session Time	N° Driver	Nat	Cat	Team	Nat	Vehicle	Time	Km/h
2	11:26:11.503	3:05.503	1 Ingo Gerstl	 AUT	F1	Team Top Speed	 AUT	Toro Rosso F1 -	1:31.169	228.7
3	11:27:42.187	4:36.187	1 Ingo Gerstl	 AUT	F1	Team Top Speed	 AUT	Toro Rosso F1 -	1:30.685	229.9



Autodromo Nazionale Monza
BOSS GP
Race - 2
Event Best Maximum Speed



Autodromo Nazionale Monza 5.793 m.

N°	Driver	Nat	Cat	Clas	Team	Nat	Vehicle	Km/h	Session	
10	Antonio Pizzonia		BRN	Ope	1	HS Engineering		Dallara World	331.2	Race - 2
1	Ingo Gerstl		AUT	F1	1	Team Top Speed		Toro Rosso F1 -	328.2	Qualifying
32	Simone Colombo		ITA	Formul	1	M.M. Motorsport		Dallara GP2	318.5	Race - 2
21	David Richert		CAN	Formul	2	M.M. Motorsport		Dallara GP2	314.8	Race - 2
27	Marco Ghiotto		ITA	Formul	3	Scuderia Palladio		Dallara GP2	314.8	Race - 2
11	Paul O'Connell		IRE	Ope	2	HS Engineering		Dallara World	314.8	Race - 2
77	Checco Malavasi		ITA	Formul	4	Scuderia Palladio		Dallara GP2	312.1	Race - 2
18	Juju Noda		JPN	Formul	5	HS Engineering		Dallara World	303.3	Race - 2
42	Felix Grosse-Aschhoff		DEU	Formul	6	Asche-Racing		Dallara GP2	302.5	Race - 2
66	Andreas Fiedler		DEU	Formul	7	Fiedler Racing		Dallara GP2	298.3	Qualifying
133	Michael Grosse-Aschhoff		DEU	Formul	8	Asche-Racing		Dallara GP2	292.6	Qualifying
57	Bruno Jarach		ITA	Formul	9	Esti Motorsport		Dallara GP2	291.8	Qualifying
181	Stefan Eisinger-Sewald		AUT	Super Light	1	Red Rose Racing		Ralt RT23	243.7	Race - 2




Autodromo Nazionale Monza
BOSS GP
Race - 2
Lap Chart



LAP

Nr	Pos	Grid	1	2	3	4	5	6	7	8	9	10	11	12	13	14	15
1	1	1	1	1	1	1	1	1	1	10	10	10	10	10	10	10	10
10	2	10	10	10	10	10	10	10	10	11	11	11	11	32	32	32	32
27	3	27	11	11	11	11	11	11	11	32	32	32	32	27	27	27	27
32	4	32	27	27	27	27	27	32	32	27	27	27	27	18	18	18	18
11	5	11	32	32	32	32	32	27	27	18	18	18	18	77	77	77	66
21	6	21	77	77	77	77	18	18	18	77	77	77	77	66	66	66	77
77	7	77	66	66	66	66	77	77	77	66	66	66	66	21	21	21	21
18	8	18	18	18	18	18	66	66	66	21	21	21	21	42	42	42	42
66	9	66	21	21	21	21	21	21	21	42	42	42	42	57	57	57	57
42	10	42	42	42	42	42	42	42	42	57	57	57	57	133	133	133	133
133	11	133	57	57	57	57	57	57	57	133	133	133	133	181	181	181	181
57	12	57	181	181	181	133	133	133	133	181	181	181	181				
181	13	181	133	133	133	181	181	181	181								

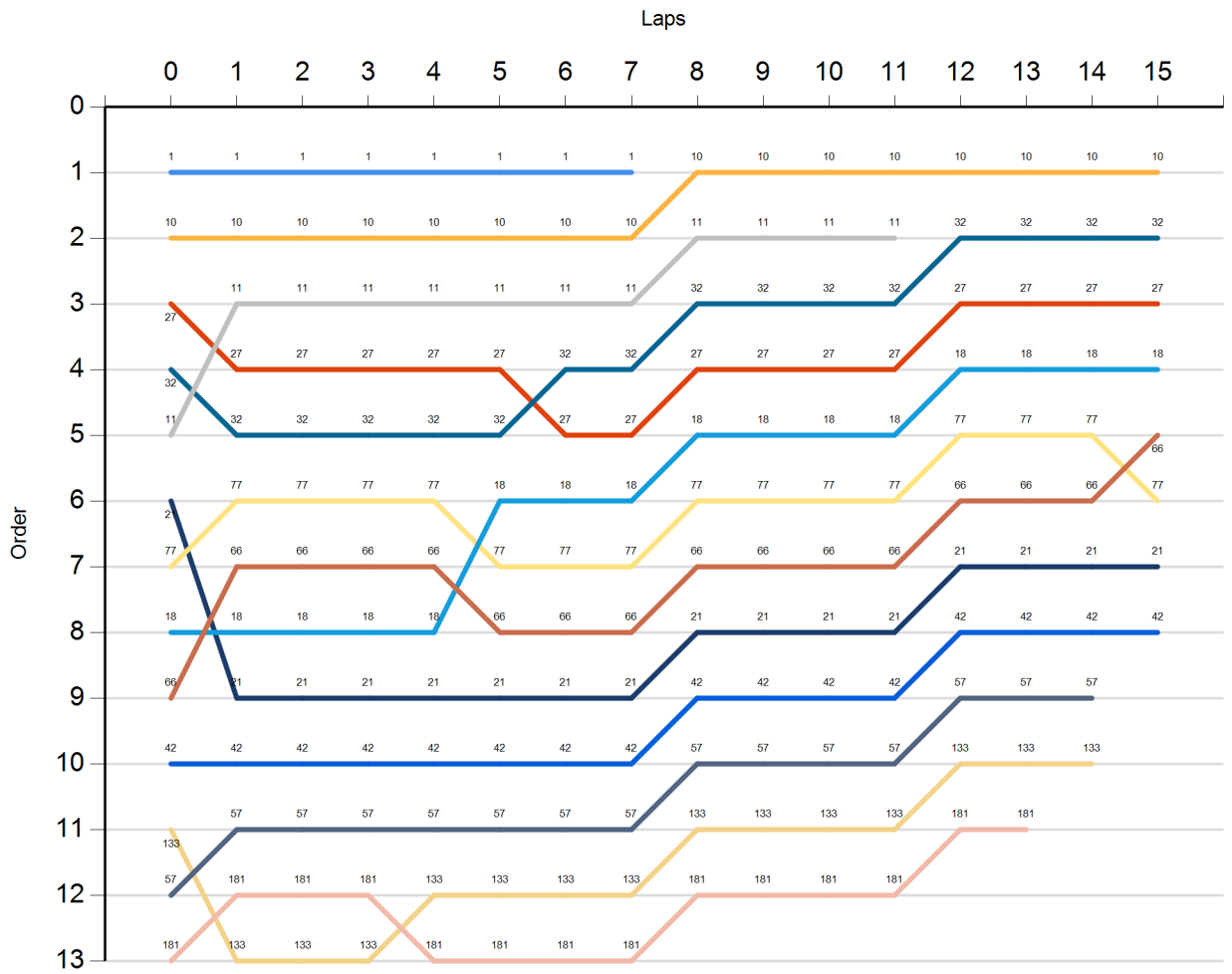




Autodromo Nazionale Monza
BOSS GP
Race - 2
Graphic Lap Chart



- 1
- 10
- 27
- 32
- 11
- 21
- 77
- 18
- 66
- 42
- 133
- 57
- 181






Autodromo Nazionale Monza
BOSS GP
Race - 2
Pit Stop Analysis



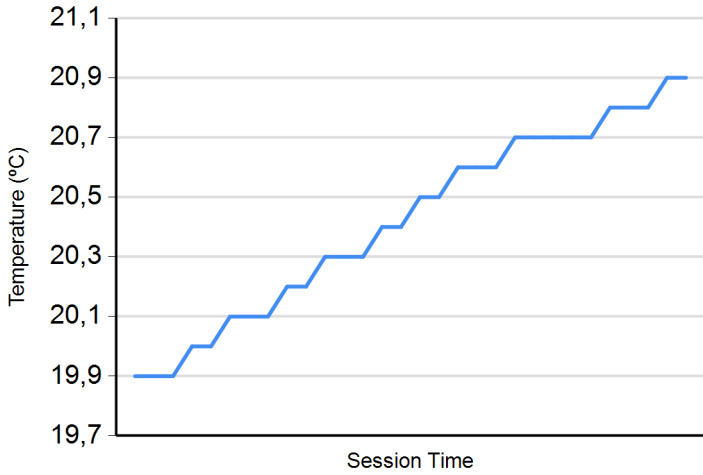
Or d.	Nr.	In Day Time	Driver	Nat	Cat	Team	Nat	Vehicle	In Time	Stop N°	Pit Time	Handicap	Dif.
----------	-----	-------------	--------	-----	-----	------	-----	---------	---------	---------	----------	----------	------



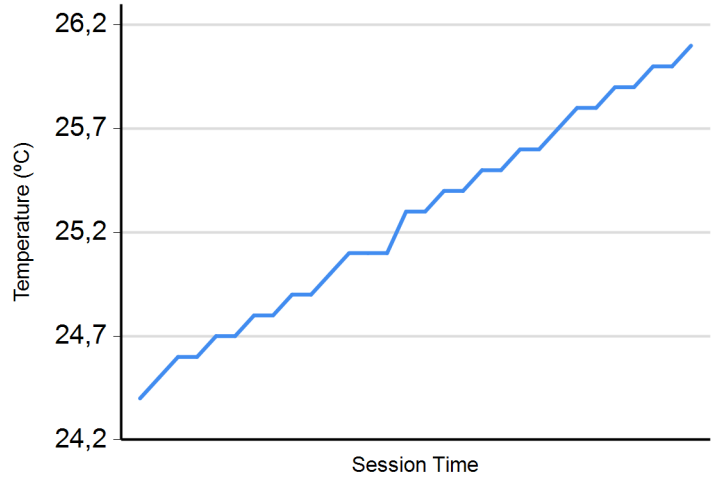
Autodromo Nazionale Monza
 BOSS GP
 Race - 2
 Weather Report



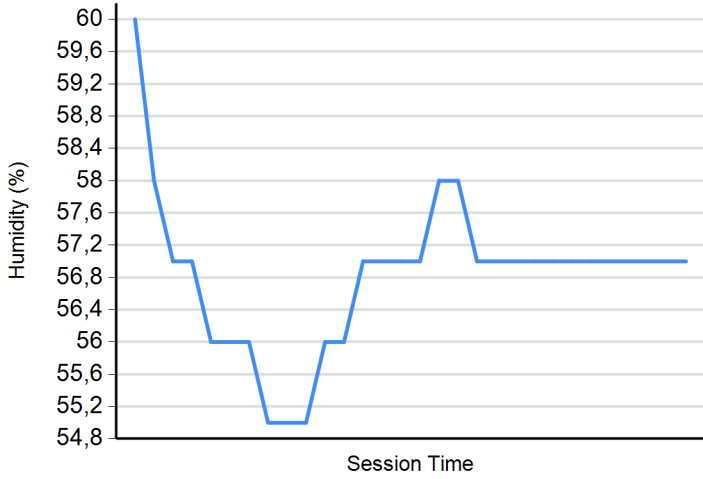
Air Temperature



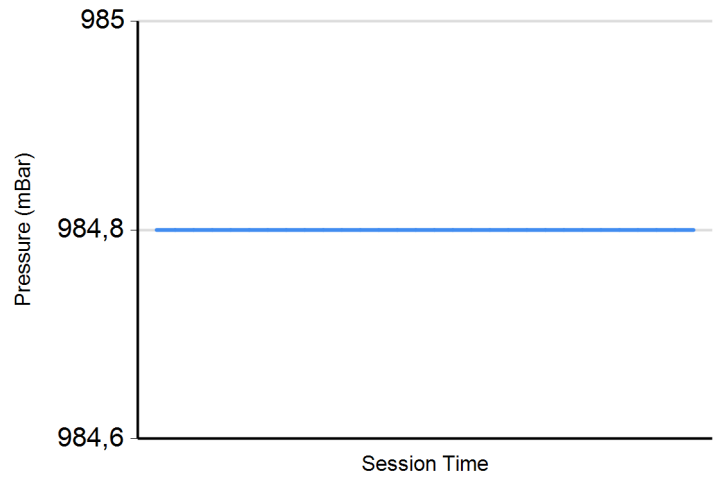
Track Temperature



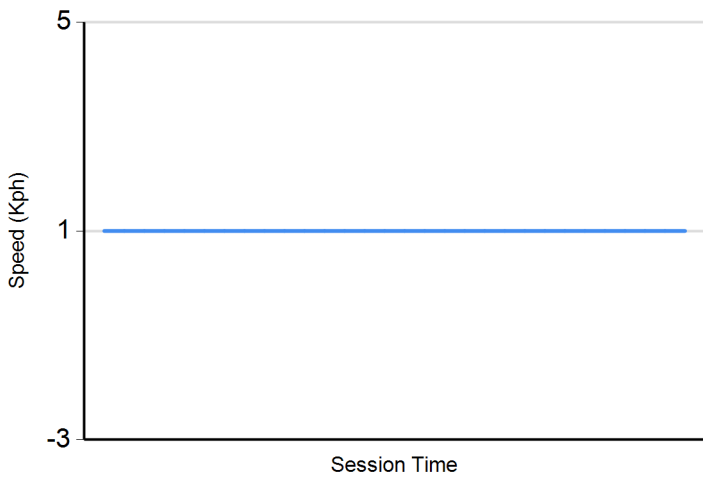
Humidity



Pressure



Wind Speed



Wind direction

