



Hungaroring
GB3
Qualifying
Provisional Results



Clas	Nº	Driver	Nat	Cat	Clas	Team	Nat	Vehicle	Laps	Best	Time	Gap	Interval	Km/h
1	23	Gerrard Xie				Hitech Pulse-Eight		Tatuus MSV-022	13	13	1:39.629			158.3
2	22	Tymek Kucharczyk				Hitech Pulse-Eight		Tatuus MSV-022	13	10	1:39.635	0.006	0.006	158.2
3	11	John Bennett				JHR Developments		Tatuus MSV-022	12	9	1:39.813	0.184	0.178	158.0
4	21	Will MacIntyre				Hitech Pulse-Eight		Tatuus MSV-022	14	12	1:39.905	0.276	0.092	157.8
5	2	James Hedley				Rodin Motorsport		Tatuus MSV-022	13	11	1:40.052	0.423	0.147	157.6
6	16	McKenzy Cresswell				Elite Motorsport		Tatuus MSV-022	13	12	1:40.054	0.425	0.002	157.6
7	10	Patrick Heuzenroeder				JHR Developments		Tatuus MSV-022	13	10	1:40.117	0.488	0.063	157.5
8	32	Shawn Rashid				VRD by Arden		Tatuus MSV-022	13	10	1:40.122	0.493	0.005	157.5
9	7	Louis Sharp				Rodin Motorsport		Tatuus MSV-022	12	12	1:40.136	0.507	0.014	157.5
10	20	Jarrod Waberski				Elite Motorsport		Tatuus MSV-022	13	10	1:40.164	0.535	0.028	157.4
11	18	Arthur Rogeon				Rodin Motorsport		Tatuus MSV-022	13	11	1:40.289	0.660	0.125	157.2
12	12	Josh Irfan				JHR Developments		Tatuus MSV-022	13	10	1:40.345	0.716	0.056	157.1
13	3	Noah Ping				VRD by Arden		Tatuus MSV-022	13	13	1:40.408	0.779	0.063	157.0
14	33	Hugo Schwarze				Elite Motorsport		Tatuus MSV-022	13	12	1:40.470	0.841	0.062	156.9
15	55	Flynn Jackes				Chris Dittmann Racing		Tatuus MSV-022	13	10	1:40.673	1.044	0.203	156.6
16	5	Javier Sagrera				Chris Dittmann Racing		Tatuus MSV-022	13	9	1:40.747	1.118	0.074	156.5
17	91	Seb Murray				Chris Dittmann Racing		Tatuus MSV-022	12	10	1:40.754	1.125	0.007	156.5
18	15	Aditya Kulkarni				Hillspeed		Tatuus MSV-022	11	9	1:40.834	1.205	0.080	156.4
19	17	Nikita Johnson				VRD by Arden		Tatuus MSV-022	13	11	1:41.048	1.419	0.214	156.0
20	41	Edward Pearson				Fortec Motorsport		Tatuus MSV-022	12	11	1:41.125	1.496	0.077	155.9
21	62	Colin Queen				Fortec Motorsport		Tatuus MSV-022	13	13	1:41.135	1.506	0.010	155.9

*** PENALTIES**

SOME LAP TIME DELETED DUE TRACK LIMITS

Published at:.....

Track Temp: **39.0 °C** Air Temp: **25.2 °C** Humidity: **75 %** Track Status: **WET**

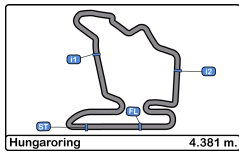
Race Director:

Simon Gnana-Pragasam

Timekeeper:

Luis Garcia
 JOB-2654-ESP/M





Hungaroring
GB3
Qualifying
Provisional Results by Category



Clas	Nº	Driver	Nat	Cat	Clas	Team	Nat	Vehicle	Laps	Best	Time	Gap	Interval	Km/h
1	23	Gerrard Xie				Hitech Pulse-Eight		Tatuus MSV-022	13	13	1:39.629			158.3
2	22	Tymek Kucharczyk				Hitech Pulse-Eight		Tatuus MSV-022	13	10	1:39.635	0.006	0.006	158.2
3	11	John Bennett				JHR Developments		Tatuus MSV-022	12	9	1:39.813	0.184	0.178	158.0
4	21	Will MacIntyre				Hitech Pulse-Eight		Tatuus MSV-022	14	12	1:39.905	0.276	0.092	157.8
5	2	James Hedley				Rodin Motorsport		Tatuus MSV-022	13	11	1:40.052	0.423	0.147	157.6
6	16	McKenzy Cresswell				Elite Motorsport		Tatuus MSV-022	13	12	1:40.054	0.425	0.002	157.6
7	10	Patrick Heuzenroeder				JHR Developments		Tatuus MSV-022	13	10	1:40.117	0.488	0.063	157.5
8	32	Shawn Rashid				VRD by Arden		Tatuus MSV-022	13	10	1:40.122	0.493	0.005	157.5
9	7	Louis Sharp				Rodin Motorsport		Tatuus MSV-022	12	12	1:40.136	0.507	0.014	157.5
10	20	Jarrod Waberski				Elite Motorsport		Tatuus MSV-022	13	10	1:40.164	0.535	0.028	157.4
11	18	Arthur Rogeon				Rodin Motorsport		Tatuus MSV-022	13	11	1:40.289	0.660	0.125	157.2
12	12	Josh Irfan				JHR Developments		Tatuus MSV-022	13	10	1:40.345	0.716	0.056	157.1
13	3	Noah Ping				VRD by Arden		Tatuus MSV-022	13	13	1:40.408	0.779	0.063	157.0
14	33	Hugo Schwarze				Elite Motorsport		Tatuus MSV-022	13	12	1:40.470	0.841	0.062	156.9
15	55	Flynn Jackes				Chris Dittmann Racing		Tatuus MSV-022	13	10	1:40.673	1.044	0.203	156.6
16	5	Javier Sagrera				Chris Dittmann Racing		Tatuus MSV-022	13	9	1:40.747	1.118	0.074	156.5
17	91	Seb Murray				Chris Dittmann Racing		Tatuus MSV-022	12	10	1:40.754	1.125	0.007	156.5
18	15	Aditya Kulkarni				Hillspeed		Tatuus MSV-022	11	9	1:40.834	1.205	0.080	156.4
19	17	Nikita Johnson				VRD by Arden		Tatuus MSV-022	13	11	1:41.048	1.419	0.214	156.0
20	41	Edward Pearson				Fortec Motorsport		Tatuus MSV-022	12	11	1:41.125	1.496	0.077	155.9
21	62	Colin Queen				Fortec Motorsport		Tatuus MSV-022	13	13	1:41.135	1.506	0.010	155.9

*** PENALTIES**

SOME LAP TIME DELETED DUE TRACK LIMITS

Published at:.....

Track Temp: **39.0 °C** Air Temp: **25.2 °C** Humidity: **75 %** Track Status: **WET**

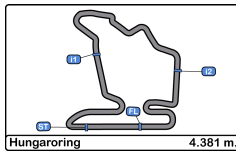
Race Director:

Simon Gnana-Pragasam

Timekeeper:

Luis Garcia
 JOB-2654-ESP/M





Hungaroring
GB3
Qualifying
Provisional 2 Fastest Lap Results



Clas	Nº	Driver	Nat	Cat	Clas	Team	Nat	Vehicle	Laps	Best	Time	Gap	Interval	Km/h
1	23	Gerrard Xie				Hitech Pulse-Eight		Tatuus MSV-022	13	12	1:39.720			158.3
2	22	Tymek Kucharczyk				Hitech Pulse-Eight		Tatuus MSV-022	13	13	1:39.877	0.157	0.157	158.2
3	21	Will MacIntyre				Hitech Pulse-Eight		Tatuus MSV-022	14	9	1:39.999	0.279	0.122	157.8
4	16	McKenzy Cresswell				Elite Motorsport		Tatuus MSV-022	13	11	1:40.084	0.364	0.085	157.6
5	7	Louis Sharp				Rodin Motorsport		Tatuus MSV-022	12	9	1:40.199	0.479	0.115	157.5
6	10	Patrick Heuzenroeder				JHR Developments		Tatuus MSV-022	13	13	1:40.221	0.501	0.022	157.5
7	20	Jarrod Waberski				Elite Motorsport		Tatuus MSV-022	13	12	1:40.270	0.550	0.049	157.4
8	11	John Bennett				JHR Developments		Tatuus MSV-022	12	12	1:40.305	0.585	0.035	158.0
9	18	Arthur Rogeon				Rodin Motorsport		Tatuus MSV-022	13	10	1:40.316	0.596	0.011	157.2
10	3	Noah Ping				VRD by Arden		Tatuus MSV-022	13	12	1:40.414	0.694	0.098	157.0
11	32	Shawn Rashid				VRD by Arden		Tatuus MSV-022	13	13	1:40.463	0.743	0.049	157.5
12	2	James Hedley				Rodin Motorsport		Tatuus MSV-022	13	4	1:40.470	0.750	0.007	157.6
13	33	Hugo Schwarze				Elite Motorsport		Tatuus MSV-022	13	13	1:40.678	0.958	0.208	156.9
14	12	Josh Irfan				JHR Developments		Tatuus MSV-022	13	13	1:40.756	1.036	0.078	157.1
15	5	Javier Sagrera				Chris Dittmann Racing		Tatuus MSV-022	13	10	1:40.860	1.140	0.104	156.5
16	17	Nikita Johnson				VRD by Arden		Tatuus MSV-022	13	6	1:41.075	1.355	0.215	156.0
17	55	Flynn Jackes				Chris Dittmann Racing		Tatuus MSV-022	13	9	1:41.112	1.392	0.037	156.6
18	62	Colin Queen				Fortec Motorsport		Tatuus MSV-022	13	5	1:41.137	1.417	0.025	155.9
19	41	Edward Pearson				Fortec Motorsport		Tatuus MSV-022	12	5	1:41.167	1.447	0.030	155.9
20	91	Seb Murray				Chris Dittmann Racing		Tatuus MSV-022	12	4	1:41.186	1.466	0.019	156.5
21	15	Aditya Kulkarni				Hillspeed		Tatuus MSV-022	11	5	1:41.473	1.753	0.287	156.4

* PENALTIES

SOME LAP TIME DELETED DUE TRACK LIMITS

Published at:.....

Track Temp: 39.0 °C Air Temp: 25.2 °C Humidity: 75 % Track Status: WET

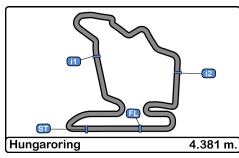
Race Director:

Simon Gnana-Pragasam

Timekeeper:

Luis Garcia
JOB-2654-ESP/M





Hungaroring
GB3
Qualifying
Lap Analysis



2 James Hedley Tatuus MSV-022 **7** Louis Sharp Tatuus MSV-022
Rodin Motorsport Rodin Motorsport

Lap	D	Time	Sector 1	Sector 2	Sector 3	T. Spd	Elapsed	Lap	D	Time	Sector 1	Sector 2	Sector 3	T. Spd	Elapsed
1		12:02:22.778	12:01:12.240	39.717	30.821		12:02:22.778	1		12:02:21.839	12:01:10.865	40.259	30.715		12:02:21.839
2		1:57.160	40.014	39.930	37.216	190.1	12:04:19.938	2		1:53.864	39.869	37.643	36.352	202.2	12:04:15.703
3		1:41.160	37.417	35.734	28.009	214.2	12:06:01.098	3		1:40.666	37.134	35.635	27.897	213.8	12:05:56.369
4		1:40.470	37.085	35.488	27.897	214.2	12:07:41.568	4		1:40.311	37.072	35.412	27.827	214.2	12:07:36.680
5		1:45.548	38.924	37.378	29.246	215.5	12:09:27.116	5		1:40.220	36.962	35.428	27.830	214.2	12:09:16.900
6		1:45.549 P	37.016	35.506	33.027	213.8	12:11:12.665	6		1:46.660 P	36.919	35.444	34.297	214.7	12:11:03.560
7		4:46.161	3:37.752	39.212	29.197		12:15:58.826	7		4:21.687	3:11.451	39.905	30.331		12:15:25.247
8		1:44.014	39.057	36.822	28.135	191.8	12:17:42.840	8		1:45.397	39.594	37.144	28.659	194.9	12:17:10.644
9		1:40.507	37.136	35.543	27.828	213.8	12:19:23.347	9		1:40.199	37.021	35.374	27.804	213.8	12:18:50.843
10		1:45.210	39.088	37.851	28.271	204.5	12:21:08.557	10		1:39.957	36.931	35.264	27.762	213.8	12:20:30.800
11		1:40.052	36.925	35.393	27.734	214.2	12:22:48.609	11		1:48.684	40.392	39.251	29.041	214.2	12:22:19.484
12		1:44.617	36.896	35.660	32.061	214.7	12:24:33.226	12		1:40.136	36.822	35.493	27.821	214.7	12:23:59.620
13		1:40.801	36.914	35.985	27.902	214.2	12:26:14.027	13			36.937	38.006		215.5	
14			41.224	43.451		213.8									

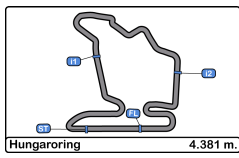
3 Noah Ping Tatuus MSV-022 **10** Patrick Heuzenroeder Tatuus MSV-022
VRD by Arden JHR Developments

Lap	D	Time	Sector 1	Sector 2	Sector 3	T. Spd	Elapsed	Lap	D	Time	Sector 1	Sector 2	Sector 3	T. Spd	Elapsed
1		12:02:53.470	12:01:42.475	40.688	30.307		12:02:53.470	1		12:02:47.130	12:01:35.523	41.646	29.961		12:02:47.130
2		2:03.666	37.759	36.651	49.256	213.8	12:04:57.136	2		2:02.766	39.322	37.265	46.179	190.1	12:04:49.896
3		1:41.813	37.510	35.986	28.317	213.0	12:06:38.949	3		1:41.339	37.284	35.949	28.106	213.0	12:06:31.235
4		1:42.671	37.389	36.353	28.929	214.7	12:08:21.620	4		1:40.497	37.301	35.352	27.844	213.4	12:08:11.732
5		1:42.936	37.347	37.180	28.409	212.1	12:10:04.556	5		1:40.626	37.165	35.475	27.986	212.5	12:09:52.358
6		1:41.602	37.119	36.051	28.432	213.4	12:11:46.158	6		1:46.315 P	37.289	36.596	32.430	210.9	12:11:38.673
7		1:45.806 P	37.417	37.146	31.333	214.2	12:13:32.054	7		3:31.190	2:22.977	38.542	29.671		12:15:09.863
8		3:55.014	2:45.843	39.282	29.889		12:17:27.068	8		1:45.627	39.204	37.435	28.988	208.0	12:16:55.490
9		1:44.846	40.226	36.493	28.127	209.3	12:19:11.914	9		1:40.371	37.220	35.250	27.901	213.0	12:18:35.861
10		1:40.616	37.225	35.521	27.870	213.0	12:20:52.530	10		1:40.117	37.115	35.200	27.802	212.5	12:20:15.978
11		1:41.162	36.954	35.817	28.391	214.2	12:22:33.692	11		1:49.370	39.075	40.216	30.079	214.2	12:22:05.348
12		1:40.414	36.889	35.714	27.811	215.1	12:24:14.106	12		1:40.456	37.081	35.500	27.875	213.0	12:23:45.804
13		1:40.408	36.962	35.697	27.749	215.5	12:25:54.514	13		1:40.221	36.927	35.426	27.868	213.8	12:25:26.025
14			38.056	37.795		214.2		14			41.448	40.825		212.5	

5 Javier Sagrera Tatuus MSV-022 **11** John Bennett Tatuus MSV-022
Chris Dittmann Racing JHR Developments

Lap	D	Time	Sector 1	Sector 2	Sector 3	T. Spd	Elapsed	Lap	D	Time	Sector 1	Sector 2	Sector 3	T. Spd	Elapsed
1		12:02:28.032	12:01:15.911	41.102	31.019		12:02:28.032	1		12:02:43.325	12:01:31.352	41.857	30.116		12:02:43.325
2		2:06.332	40.258	39.800	46.274	203.7	12:04:34.364	2		2:00.773	38.794	37.247	44.732	197.0	12:04:44.098
3		1:42.066	37.298	35.882	28.886	213.8	12:06:16.430	3		1:40.576	37.132	35.463	27.981	214.2	12:06:24.674
4		1:46.954	37.249	36.117	33.588	213.8	12:08:03.384	4		1:40.792	37.005	35.715	28.072	214.7	12:08:05.466
5		1:41.605	37.301	36.133	28.171	213.4	12:09:44.989	5		1:44.680 P	37.150	35.617	31.913	214.7	12:09:50.146
6		1:47.489 P	37.200	36.144	34.145	213.4	12:11:32.478	6		4:28.969	3:19.140	40.057	29.772		12:14:19.115
7		4:02.444	2:51.987	40.163	30.294		12:15:34.922	7		1:46.103	38.216	37.186	30.701	210.1	12:16:05.218
8		1:46.609	39.138	37.750	29.721	194.2	12:17:21.531	8		1:43.349	37.187	35.630	30.532	214.7	12:17:48.567
9		1:40.747	37.094	35.798	27.855	214.7	12:19:02.278	9		1:39.813	36.870	35.405	27.538	214.2	12:19:28.380
10		1:40.860	37.070	35.853	27.937	214.7	12:20:43.138	10		1:55.810	36.908	45.668	33.234	215.1	12:21:24.190
11		1:56.005	43.316	44.170	28.519	214.7	12:22:39.143	11		1:46.410	36.934	35.850	33.626	214.7	12:23:10.600
12		1:41.116	37.144	35.872	28.100	215.1	12:24:20.259	12		1:40.305	36.964	35.589	27.752	214.2	12:24:50.905
13		1:41.269	37.031	36.016	28.222	214.7	12:26:01.528	13			36.856	37.150		214.7	
14			43.613	42.825		213.8									





Hungaroring
GB3
Qualifying
Lap Analysis



12

Josh Irfan

Tatuus MSV-022 17

Nikita Johnson

Tatuus MSV-022

JHR Developments

VRD by Arden

Lap D	Time	Sector 1	Sector 2	Sector 3	T. Spd	Elapsed	Lap D	Time	Sector 1	Sector 2	Sector 3	T. Spd	Elapsed
1	12:02:50.478	12:01:39.184	40.537	30.757		12:02:50.478	1	12:03:02.091	12:01:51.587	41.344	29.160		12:03:02.091
2	2:02.938	39.661	36.558	45.819	194.2	12:04:52.516	2	2:02.248	38.107	36.631	47.510	212.1	12:05:04.339
3	1:41.430	37.555	35.866	28.009	210.9	12:06:33.946	3	1:41.258	37.371	35.819	28.068	213.0	12:06:45.597
4	1:41.417	37.451	35.935	28.031	213.4	12:08:15.363	4	1:41.104	37.192	35.957	27.955	213.8	12:08:26.701
5	1:41.671	37.465	36.271	27.935	213.0	12:09:57.034	5	1:41.381	37.248	36.024	28.109	213.4	12:10:08.082
6	1:41.086	37.221	35.894	27.971	213.4	12:11:38.120	6	1:41.075	37.122	35.949	28.004	213.0	12:11:49.157
7	1:45.398 P	37.540	36.146	31.712	211.7	12:13:23.518	7	1:46.950 P	37.294	36.242	33.414	213.8	12:13:36.107
8	3:37.027	2:26.766	39.738	30.523		12:17:00.545	8	3:59.995	2:51.190	39.347	29.458		12:17:36.102
9	1:47.102	39.801	37.046	30.255	195.2	12:18:47.647	9	1:43.731	38.450	37.015	28.266	208.4	12:19:19.833
10	1:40.345	37.282	35.468	27.595	211.7	12:20:27.992	10	1:41.111	37.084	36.090	27.937	213.4	12:21:00.944
11	1:40.789	37.111	35.727	27.951	213.8	12:22:08.781	11	1:41.048	37.333	35.817	27.898	215.1	12:22:41.992
12	1:50.006	42.226	39.480	28.300	193.2	12:23:58.787	12	1:41.903	36.951	37.080	27.872	215.1	12:24:23.895
13	1:40.756	37.073	35.788	27.895	213.0	12:25:39.543	13	1:41.135	37.017	36.146	27.972	214.7	12:26:05.030
14	40.194	39.825		213.0			14	45.380	44.792		213.8		

15

Aditya Kulkarni

Tatuus MSV-022 18

Arthur Rogeon

Tatuus MSV-022

Hillspeed

Rodin Motorsport

Lap D	Time	Sector 1	Sector 2	Sector 3	T. Spd	Elapsed	Lap D	Time	Sector 1	Sector 2	Sector 3	T. Spd	Elapsed
1	12:02:28.553	12:01:13.651	42.471	32.431		12:02:28.553	1	12:02:22.295	12:01:11.343	40.170	30.782		12:02:22.295
2	2:07.941	40.112	40.217	47.612	209.3	12:04:36.494	2	1:55.092	39.854	38.873	36.365	187.8	12:04:17.387
3	1:41.836	37.549	36.071	28.216	213.4	12:06:18.330	3	1:42.293	37.647	35.505	29.141	213.4	12:05:59.680
4	1:41.882	37.507	36.019	28.356	213.8	12:08:00.212	4	1:41.138	37.377	35.756	28.005	213.0	12:07:40.818
5	1:41.473	37.377	35.854	28.242	213.8	12:09:41.685	5	1:40.839	37.233	35.695	27.911	213.8	12:09:21.657
6	1:46.834 P	37.261	36.548	33.025	214.2	12:11:28.519	6	1:40.867	37.088	35.828	27.951	213.4	12:11:02.524
7	5:53.829	4:41.419	40.977	31.433		12:17:22.348	7	1:47.566 P	37.785	37.264	32.517	211.7	12:12:50.090
8	1:42.185	38.065	36.146	27.974	208.8	12:19:04.533	8	3:28.843	2:20.109	38.973	29.761		12:16:18.933
9	1:40.834	37.194	35.678	27.962	214.2	12:20:45.367	9	1:45.369	39.506	37.616	28.247	183.6	12:18:04.302
10	1:41.405	37.235	35.732	28.438	214.2	12:22:26.772	10	1:40.316	37.206	35.444	27.666	212.1	12:19:44.618
11	1:41.784	37.287	36.002	28.495	215.1	12:24:08.556	11	1:40.289	37.229	35.341	27.719	213.0	12:21:24.907
12	37.244	36.044		213.8			12	1:49.462	40.913	38.909	29.640	214.7	12:23:14.369
13	1:40.386	37.066	35.573	27.747	212.1	12:24:54.755	13	1:40.386	37.066	35.573	27.747	212.1	12:24:54.755
14		36.998	35.648	213.4			14		36.998	35.648	213.4		

16

McKenzy Cresswell

Tatuus MSV-022

Jarrold Waberski

Tatuus MSV-022

Elite Motorsport

Elite Motorsport

Lap D	Time	Sector 1	Sector 2	Sector 3	T. Spd	Elapsed	Lap D	Time	Sector 1	Sector 2	Sector 3	T. Spd	Elapsed
1	12:02:19.105	12:01:05.502	43.031	30.572		12:02:19.105							
2	1:47.701	39.833	37.798	30.070	191.8	12:04:06.806							
3	1:41.177	37.472	35.714	27.991	213.4	12:05:47.983	1	12:02:21.062	12:01:09.771	41.249	30.042		12:02:21.062
4	1:40.768	37.368	35.544	27.856	214.2	12:07:28.751	2	1:50.143	39.771	37.786	32.586	193.8	12:04:11.205
5	1:40.413	37.085	35.435	27.893	214.7	12:09:09.164	3	1:42.872	37.125	37.529	28.218	213.8	12:05:54.077
6	1:40.669	37.066	35.684	27.919	215.1	12:10:49.833	4	1:40.300	37.112	35.348	27.840	213.4	12:07:34.377
7	1:45.824 P	37.659	35.840	32.325	213.4	12:12:35.657	5	1:40.580	37.160	35.462	27.958	213.8	12:09:14.957
8	4:05.067	2:52.228	42.119	30.720		12:16:40.724	6	1:46.398 P	37.193	35.578	33.627	213.4	12:11:01.355
9	1:47.938	41.372	37.370	29.196	205.7	12:18:28.662	7	3:56.522	2:47.246	39.788	29.488		12:14:57.877
10	1:40.320	37.148	35.445	27.727	213.8	12:20:08.982	8	1:45.400	40.813	36.290	28.297	179.4	12:16:43.277
11	1:40.084	36.969	35.314	27.801	215.1	12:21:49.066	9	1:41.608	37.093	35.372	29.143	214.2	12:18:24.885
12	1:40.054	36.965	35.349	27.740	214.7	12:23:29.120	10	1:40.164	37.010	35.273	27.881	213.4	12:20:05.049
13	1:40.168	36.922	35.440	27.806	214.7	12:25:09.288	11	1:54.975	44.097	40.985	29.893	213.0	12:22:00.024
14	41.176	41.966		213.4			12	1:40.270	36.954	35.494	27.822	214.2	12:23:40.294
							13	1:40.538	37.044	35.552	27.942	214.2	12:25:20.832
							14		41.888	40.457	170.8		





Hungaroring
GB3
Qualifying
Lap Analysis



21

Will MacIntyre

Tatuus MSV-022 **32**

Shawn Rashid

Tatuus MSV-022

Hitech Pulse-Eight

VRD by Arden

Lap	D	Time	Sector 1	Sector 2	Sector 3	T. Spd	Elapsed	Lap	D	Time	Sector 1	Sector 2	Sector 3	T. Spd	Elapsed
1		12:02:00.776	12:00:51.279	40.295	29.202		12:02:00.776	1		12:03:06.231	12:01:57.585	39.694	28.952		12:03:06.231
2		1:52.805	40.601	38.851	33.353	205.3	12:03:53.581	2		2:02.118	38.192	36.842	47.084	205.3	12:05:08.349
3		1:41.913	37.199	35.490	29.224	215.5	12:05:35.494	3		1:41.475	37.514	35.991	27.970	213.0	12:06:49.824
4		1:40.432	37.048	35.416	27.968	215.5	12:07:15.926	4		1:41.002	37.256	35.996	27.750	213.8	12:08:30.826
5		1:40.758	37.095	35.609	28.054	215.1	12:08:56.684	5		1:41.152	37.110	36.169	27.873	213.8	12:10:11.978
6		1:45.106 P	37.140	35.825	32.141	214.7	12:10:41.790	6		1:48.197 P	37.107	36.137	34.953	213.0	12:12:00.175
7		3:27.447	2:19.433	39.225	28.789		12:14:09.237	7		3:13.181	2:05.048	39.111	29.022		12:15:13.356
8		1:40.198	37.161	35.344	27.693	215.1	12:15:49.435	8		1:46.466	38.204	37.453	30.809	206.1	12:16:59.822
9		1:39.999	36.961	35.244	27.794	215.1	12:17:29.434	9		1:40.600	37.169	35.762	27.669	213.8	12:18:40.422
10		1:40.110	37.021	35.349	27.740	214.2	12:19:09.544	10		1:40.122	36.965	35.488	27.669	213.4	12:20:20.544
11		1:47.783	41.312	37.677	28.794	196.7	12:20:57.327	11		1:40.287	36.950	35.677	27.660	213.8	12:22:00.831
12		1:39.905	36.790	35.388	27.727	216.0	12:22:37.232	12		1:47.751	39.238	40.524	27.989	208.4	12:23:48.582
13		1:39.982	36.755	35.420	27.807	215.5	12:24:17.214	13		1:40.463	36.861	35.711	27.891	214.2	12:25:29.045
14		1:40.161	36.939	35.390	27.832	214.7	12:25:57.375	14			45.698	42.793			178.2
15			39.121	38.610		214.2									

22

Tymek Kucharczyk

Tatuus MSV-022

33 Hugo Schwarze

Tatuus MSV-022

Elite Motorsport

Hitech Pulse-Eight

Lap	D	Time	Sector 1	Sector 2	Sector 3	T. Spd	Elapsed	Lap	D	Time	Sector 1	Sector 2	Sector 3	T. Spd	Elapsed
1		12:02:03.989	12:00:52.979	40.356	30.654		12:02:03.989	1		12:02:24.113	12:01:12.615	40.738	30.760		12:02:24.113
2		1:47.135	38.118	37.073	31.944	208.4	12:03:51.124	2		2:00.725	39.734	39.874	41.117	203.3	12:04:24.838
3		1:41.185	36.970	35.847	28.368	215.5	12:05:32.309	3		1:41.334	37.339	35.691	28.304	213.8	12:06:06.172
4		1:40.832	37.432	35.608	27.792	215.5	12:07:13.141	4		1:41.261	37.655	35.663	27.943	213.8	12:07:47.433
5		1:40.118	36.880	35.464	27.774	215.5	12:08:53.259	5		1:47.587	39.866	39.095	28.626	213.0	12:09:35.020
6		1:45.797 P	37.107	36.244	32.446	215.1	12:10:39.056	6		1:41.013	37.361	35.662	27.990	213.4	12:11:16.033
7		3:46.338	2:35.564	41.037	29.737		12:14:25.394	7		1:46.893 P	37.641	36.396	32.856	213.0	12:13:02.926
8		1:47.350	38.044	37.445	31.861	212.5	12:16:12.744	8		3:39.924	2:28.758	40.490	30.676		12:16:42.850
9		1:42.399	37.298	35.689	29.412	215.1	12:17:55.143	9		1:48.029	41.422	37.167	29.440	187.8	12:18:30.879
10		1:39.635	36.726	35.335	27.574	215.1	12:19:34.778	10		1:40.369	37.205	35.417	27.747	214.2	12:20:11.248
11		1:42.408	36.731	35.636	30.041	215.5	12:21:17.186	11		1:41.016	37.280	35.887	27.849	213.8	12:21:52.264
12		1:40.044	36.695	35.663	27.686	216.0	12:22:57.230	12		1:40.470	37.060	35.696	27.714	214.7	12:23:32.734
13		1:39.877	36.698	35.479	27.700	216.0	12:24:37.107	13		1:40.678	37.198	35.596	27.884	214.7	12:25:13.412
14			36.813	35.643		216.0		14			40.494	42.960		213.8	

23

Gerrard Xie

Tatuus MSV-022

41 Edward Pearson

Tatuus MSV-022

Fortec Motorsport

Hitech Pulse-Eight

Lap	D	Time	Sector 1	Sector 2	Sector 3	T. Spd	Elapsed	Lap	D	Time	Sector 1	Sector 2	Sector 3	T. Spd	Elapsed
1		12:02:06.194	12:00:55.030	39.920	31.244		12:02:06.194	1		12:01:57.033	12:00:46.831	39.829	30.373		12:01:57.033
2		1:55.611	42.060	42.111	31.440	205.3	12:04:01.805	2		1:48.403	40.326	38.935	29.142	200.0	12:03:45.436
3		1:40.695	37.397	35.605	27.693	214.2	12:05:42.500	3		1:42.092	37.575	36.290	28.227	214.2	12:05:27.528
4		1:41.985	36.963	36.314	28.708	215.5	12:07:24.485	4		1:41.278	37.331	35.855	28.092	214.7	12:07:08.806
5		1:40.045	36.916	35.261	27.868	215.5	12:09:04.530	5		1:41.167	37.228	35.836	28.103	214.7	12:08:49.973
6		1:40.040	36.859	35.408	27.773	215.1	12:10:44.570	6		1:47.213 P	37.273	36.517	33.423	216.0	12:10:37.186
7		1:45.257 P	37.361	35.866	32.030	215.1	12:12:29.827	7		4:26.770	3:17.197	39.917	29.656		12:15:03.956
8		2:54.978	1:43.025	41.232	30.721		12:15:24.805	8		1:46.931	40.543	37.584	28.804	173.0	12:16:50.887
9		1:48.931	42.007	38.076	28.848	183.3	12:17:13.736	9		1:41.277	37.235	35.867	28.175	215.1	12:18:32.164
10		1:39.726	37.012	35.174	27.540	216.0	12:18:53.462	10		1:41.449	37.186	35.973	28.290	214.7	12:20:13.613
11		1:42.793	37.450	36.992	28.351	216.0	12:20:36.255	11		1:41.125	37.222	36.005	27.898	215.5	12:21:54.738
12		1:39.720	36.793	35.303	27.624	215.5	12:22:15.975	12		1:43.197	38.766	36.022	28.409	211.7	12:23:37.935
13		1:39.629	36.845	35.234	27.550	216.4	12:23:55.604	13			37.353	36.563		214.7	
14			36.900	35.517		216.0									





Hungaroring
GB3
Qualifying
Lap Analysis



55

Flynn Jackes

Tatuus MSV-022

Chris Dittmann Racing

Lap	D	Time	Sector 1	Sector 2	Sector 3	T. Spd	Elapsed
1		12:02:24.924	12:01:13.059	41.104	30.761		12:02:24.924
2		2:02.371	40.036	40.495	41.840	172.8	12:04:27.295
3		1:42.778	37.536	36.704	28.538	214.7	12:06:10.073
4		1:45.204	38.047	38.776	28.381	214.2	12:07:55.277
5		1:46.853 P	37.469	36.265	33.119	214.7	12:09:42.130
6		4:01.669	2:52.501	39.851	29.317		12:13:43.799
7		1:46.822	38.612	37.785	30.425	210.9	12:15:30.621
8		1:45.068	38.868	37.424	28.776	214.7	12:17:15.689
9		1:41.112	37.414	35.753	27.945	214.2	12:18:56.801
10		1:40.673	37.220	35.637	27.816	215.1	12:20:37.474
11		1:52.395	41.480	38.705	32.210	214.7	12:22:29.869
12		1:42.188	37.223	36.053	28.912	215.5	12:24:12.057
13		1:46.602	37.137	36.208	33.257	215.1	12:25:58.659
14			38.434	38.578		215.1	

62

Colin Queen

Tatuus MSV-022

Fortec Motorsport

Lap	D	Time	Sector 1	Sector 2	Sector 3	T. Spd	Elapsed
1		12:02:01.506	12:00:51.829	40.395	29.282		12:02:01.506
2		1:53.652	40.856	38.457	34.339	201.4	12:03:55.158
3		1:42.607	37.442	36.048	29.117	214.7	12:05:37.765
4		1:41.802	37.322	36.181	28.299	214.2	12:07:19.567
5		1:41.137	37.242	35.774	28.121	213.8	12:09:00.704
6		1:41.742	37.231	36.008	28.503	213.4	12:10:42.446
7		5:23.564	4:11.632	38.952	32.980	213.0	12:16:06.010
8		1:44.719	38.568		2:17.699	203.7	12:17:50.729
9		1:41.275	37.327	35.928	28.020	213.8	12:19:32.004
10		1:46.179			2:14.199		12:21:18.183
11		1:42.048		4:03.486	28.659		12:23:00.201
12		1:41.340			2:09.999		12:24:41.541
13		1:41.135	37.151	35.809	28.175		12:26:22.676
14				2:21.053			

91

Seb Murray

Tatuus MSV-022

Chris Dittmann Racing

Lap	D	Time	Sector 1	Sector 2	Sector 3	T. Spd	Elapsed
1		12:02:26.124	12:01:13.786	41.668	30.670		12:02:26.124
2		2:04.365	39.400	41.680	43.285	211.7	12:04:30.489
3		1:42.042	37.416	36.273	28.353	215.5	12:06:12.531
4		1:41.186	37.153	36.083	27.950	216.0	12:07:53.717
5		1:47.350 P	37.160	36.225	33.965	215.1	12:09:41.067
6		5:50.762	4:39.616	41.315	29.831		12:15:31.829
7		1:47.564	38.371	39.165	30.028	210.1	12:17:19.393
8		1:41.164	37.309	35.878	27.977	214.7	12:19:00.557
9		1:40.546	37.056	35.593	27.897	215.5	12:20:41.103
10		1:40.754	36.925	35.740	28.089	215.5	12:22:21.857
11		1:56.731	42.700	40.546	33.485	215.5	12:24:18.588
12		1:45.348	36.927	40.132	28.289	216.8	12:26:03.936
13			44.181	44.934		216.0	





Hungaroring

GB3

Qualifying

Best Sectors Results



Sector - 1				Sector - 2				Sector - 3				Ideal Lap vs Best Lap			
Clas	Nº	Driver	Time	Nº	Driver	Time	Nº	Driver	Time	Clas	Nº	Driver	Ideal Lap	Best Lap	Clas
1	22	Tymek Kucharczyk	36.695	23	Gerrard Xie	35.174	11	John Bennett	27.538	1	23	Gerrard Xie	1:39.507	1:39.629	1
2	21	Will MacIntyre	36.755	10	Patrick Heuzenroeder	35.200	23	Gerrard Xie	27.540	2	22	Tymek Kucharczyk	1:39.604	1:39.635	2
3	23	Gerrard Xie	36.793	21	Will MacIntyre	35.244	22	Tymek Kucharczyk	27.574	3	21	Will MacIntyre	1:39.692	1:39.905	4
4	7	Louis Sharp	36.822	7	Louis Sharp	35.264	12	Josh Irfan	27.595	4	11	John Bennett	1:39.799	1:39.813	3
5	11	John Bennett	36.856	20	Jarrold Waberski	35.273	32	Shawn Rashid	27.660	5	7	Louis Sharp	1:39.848	1:40.136	9
6	32	Shawn Rashid	36.861	16	McKenzy Cresswell	35.314	18	Arthur Rogeon	27.666	6	10	Patrick Heuzenroeder	1:39.929	1:40.117	7
7	3	Noah Ping	36.889	22	Tymek Kucharczyk	35.335	21	Will MacIntyre	27.693	7	16	McKenzy Cresswell	1:39.963	1:40.054	6
8	2	James Hedley	36.896	18	Arthur Rogeon	35.341	33	Hugo Schwarze	27.714	8	18	Arthur Rogeon	1:40.005	1:40.289	11
9	16	McKenzy Cresswell	36.922	2	James Hedley	35.393	16	McKenzy Cresswell	27.727	9	32	Shawn Rashid	1:40.009	1:40.122	8
10	91	Seb Murray	36.925	11	John Bennett	35.405	2	James Hedley	27.734	10	2	James Hedley	1:40.023	1:40.052	5
11	10	Patrick Heuzenroeder	36.927	33	Hugo Schwarze	35.417	3	Noah Ping	27.749	11	20	Jarrold Waberski	1:40.049	1:40.164	10
12	17	Nikita Johnson	36.951	12	Josh Irfan	35.468	7	Louis Sharp	27.762	12	12	Josh Irfan	1:40.136	1:40.345	12
13	20	Jarrold Waberski	36.954	32	Shawn Rashid	35.488	10	Patrick Heuzenroeder	27.802	13	3	Noah Ping	1:40.159	1:40.408	13
14	18	Arthur Rogeon	36.998	3	Noah Ping	35.521	55	Flynn Jackes	27.816	14	33	Hugo Schwarze	1:40.191	1:40.470	14
15	5	Javier Sagrera	37.031	91	Seb Murray	35.593	20	Jarrold Waberski	27.822	15	91	Seb Murray	1:40.415	1:40.754	17
16	33	Hugo Schwarze	37.060	55	Flynn Jackes	35.637	5	Javier Sagrera	27.855	16	55	Flynn Jackes	1:40.590	1:40.673	15
17	12	Josh Irfan	37.073	15	Aditya Kulkarni	35.678	17	Nikita Johnson	27.872	17	17	Nikita Johnson	1:40.640	1:41.048	19
18	55	Flynn Jackes	37.137	62	Colin Queen	35.774	91	Seb Murray	27.897	18	5	Javier Sagrera	1:40.684	1:40.747	16
19	62	Colin Queen	37.151	5	Javier Sagrera	35.798	41	Edward Pearson	27.898	19	15	Aditya Kulkarni	1:40.834	1:40.834	18
20	41	Edward Pearson	37.186	17	Nikita Johnson	35.817	15	Aditya Kulkarni	27.962	20	41	Edward Pearson	1:40.920	1:41.125	20
21	15	Aditya Kulkarni	37.194	41	Edward Pearson	35.836	62	Colin Queen	28.020	21	62	Colin Queen	1:40.945	1:41.135	21





Hungaroring

GB3

Qualifying

Best 5 Lap Times



Cls	N°	Driver	Nat	Cat	Cls	Team	Nat	Vehicle	Best 1		Best 2		Best 3		Best 4		Best 5	
									Time	Lap	Time	Lap	Time	Lap	Time	Lap	Time	Lap
1	23	Gerrard Xie				Hitech Pulse-Eight		Tatuus MSV-022	1:39.629	13	1:39.720	12	1:39.726	10	1:40.040	6	1:40.045	5
2	22	Tymek Kucharczyk				Hitech Pulse-Eight		Tatuus MSV-022	1:39.635	10	1:39.877	13	1:40.044	12	1:40.118	5	1:40.832	4
3	11	John Bennett				JHR Developments		Tatuus MSV-022	1:39.813	9	1:40.305	12	1:40.576	3	1:40.792	4	1:44.680	5
4	21	Will MacIntyre				Hitech Pulse-Eight		Tatuus MSV-022	1:39.905	12	1:39.999	9	1:40.161	14	1:40.198	8	1:40.758	5
5	2	James Hedley				Rodin Motorsport		Tatuus MSV-022	1:40.052	11	1:40.470	4	1:40.507	9	1:40.801	13	1:41.160	3
6	16	McKenzy Cresswell				Elite Motorsport		Tatuus MSV-022	1:40.054	12	1:40.084	11	1:40.168	13	1:40.320	10	1:40.413	5
7	10	Patrick Heuzenroeder				JHR Developments		Tatuus MSV-022	1:40.117	10	1:40.221	13	1:40.371	9	1:40.456	12	1:40.626	5
8	32	Shawn Rashid				VRD by Arden		Tatuus MSV-022	1:40.122	10	1:40.463	13	1:40.600	9	1:41.002	4	1:41.152	5
9	7	Louis Sharp				Rodin Motorsport		Tatuus MSV-022	1:40.136	12	1:40.199	9	1:40.220	5	1:40.311	4	1:40.666	3
10	20	Jarrod Waberski				Elite Motorsport		Tatuus MSV-022	1:40.164	10	1:40.270	12	1:40.300	4	1:40.538	13	1:40.580	5
11	18	Arthur Rogeon				Rodin Motorsport		Tatuus MSV-022	1:40.289	11	1:40.316	10	1:40.386	13	1:40.839	5	1:40.867	6
12	12	Josh Irfan				JHR Developments		Tatuus MSV-022	1:40.345	10	1:40.756	13	1:40.789	11	1:41.086	6	1:41.417	4
13	3	Noah Ping				VRD by Arden		Tatuus MSV-022	1:40.408	13	1:40.414	12	1:41.162	11	1:41.602	6	1:42.671	4
14	33	Hugo Schwarze				Elite Motorsport		Tatuus MSV-022	1:40.470	12	1:40.678	13	1:41.013	6	1:41.016	11	1:41.261	4
15	55	Flynn Jackes				Chris Dittmann Racing		Tatuus MSV-022	1:40.673	10	1:41.112	9	1:42.778	3	1:45.068	8	1:45.204	4
16	5	Javier Sagrera				Chris Dittmann Racing		Tatuus MSV-022	1:40.747	9	1:40.860	10	1:41.116	12	1:41.269	13	1:41.605	5
17	91	Seb Murray				Chris Dittmann Racing		Tatuus MSV-022	1:40.754	10	1:41.186	4	1:42.042	3	1:45.348	12	1:47.350	5
18	15	Aditya Kulkarni				Hillspeed		Tatuus MSV-022	1:40.834	9	1:41.473	5	1:41.784	11	1:41.836	3	1:41.882	4
19	17	Nikita Johnson				VRD by Arden		Tatuus MSV-022	1:41.048	11	1:41.075	6	1:41.104	4	1:41.111	10	1:41.135	13
20	41	Edward Pearson				Fortec Motorsport		Tatuus MSV-022	1:41.125	11	1:41.167	5	1:41.277	9	1:41.278	4	1:41.449	10
21	62	Colin Queen				Fortec Motorsport		Tatuus MSV-022	1:41.135	13	1:41.137	5	1:41.275	9	1:41.340	12	1:41.742	6



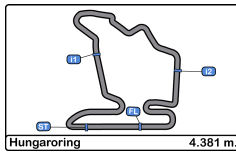
Hungaroring
GB3
Qualifying
Best 5 Top Speeds



Hungaroring 4.381 m.

Clas	Nº	Driver	Nat	Cat	Cls	Team	Nat	Vehicle	Top 1		Top 2		Top 3		Top 4		Top 5		Avg
									Km/h	Lap	Km/h	Lap	Km/h	Lap	Km/h	Lap	Km/h	Lap	
1	91	Seb Murray		GBR		Chris Dittmann Racing		Tatuus MSV-022	216.8	12	216.0	4	216.0	13	215.5	3	215.5	9	216.0
2	23	Gerrard Xie		CHN		Hitech Pulse-Eight		Tatuus MSV-022	216.4	13	216.0	10	216.0	11	216.0	14	215.5	4	216.0
3	21	Will MacIntyre		GBR		Hitech Pulse-Eight		Tatuus MSV-022	216.0	12	215.5	3	215.5	4	215.5	13	215.1	5	215.5
4	22	Tymek Kucharczyk		POL		Hitech Pulse-Eight		Tatuus MSV-022	216.0	12	216.0	13	216.0	14	215.5	3	215.5	4	215.8
5	41	Edward Pearson		GBR		Fortec Motorsport		Tatuus MSV-022	216.0	6	215.5	11	215.1	9	214.7	4	214.7	5	215.2
6	2	James Hedley		GBR		Rodin Motorsport		Tatuus MSV-022	215.5	5	214.7	12	214.2	3	214.2	4	214.2	11	214.6
7	3	Noah Ping		USA		VRD by Arden		Tatuus MSV-022	215.5	13	215.1	12	214.7	4	214.2	7	214.2	11	214.7
8	7	Louis Sharp		NZL		Rodin Motorsport		Tatuus MSV-022	215.5	13	214.7	6	214.7	12	214.2	4	214.2	5	214.7
9	55	Flynn Jackes		AUS		Chris Dittmann Racing		Tatuus MSV-022	215.5	12	215.1	10	215.1	13	215.1	14	214.7	3	215.1
10	5	Javier Sagrera		ESP		Chris Dittmann Racing		Tatuus MSV-022	215.1	12	214.7	9	214.7	10	214.7	11	214.7	13	214.7
11	11	John Bennett		GBR		JHR Developments		Tatuus MSV-022	215.1	10	214.7	4	214.7	5	214.7	8	214.7	11	214.7
12	15	Aditya Kulkarni		GBR		Hillspeed		Tatuus MSV-022	215.1	11	214.2	6	214.2	9	214.2	10	213.8	4	214.3
13	16	McKenzy Cresswell		GBR		Elite Motorsport		Tatuus MSV-022	215.1	6	215.1	11	214.7	5	214.7	12	214.7	13	214.8
14	17	Nikita Johnson		USA		VRD by Arden		Tatuus MSV-022	215.1	11	215.1	12	214.7	13	213.8	4	213.8	7	214.5
15	18	Arthur Rogeon		FRA		Rodin Motorsport		Tatuus MSV-022	214.7	12	213.8	5	213.4	3	213.4	6	213.4	14	213.7
16	33	Hugo Schwarze		DEU		Elite Motorsport		Tatuus MSV-022	214.7	12	214.7	13	214.2	10	213.8	3	213.8	4	214.2
17	62	Colin Queen		USA		Fortec Motorsport		Tatuus MSV-022	214.7	3	214.2	4	213.8	5	213.8	9	213.4	6	214.0
18	10	Patrick Heuzenroeder		AUS		JHR Developments		Tatuus MSV-022	214.2	11	213.8	13	213.4	4	213.0	3	213.0	9	213.5
19	20	Jarrold Waberski		ZAF		Elite Motorsport		Tatuus MSV-022	214.2	9	214.2	12	214.2	13	213.8	3	213.8	5	214.1
20	32	Shawn Rashid		USA		VRD by Arden		Tatuus MSV-022	214.2	13	213.8	4	213.8	5	213.8	9	213.8	11	213.9
21	12	Josh Irfan		GBR		JHR Developments		Tatuus MSV-022	213.8	11	213.4	4	213.4	6	213.0	5	213.0	13	213.3





Hungaroring

GB3

Qualifying

Fastest Laps Sequence



Lap	Time of Day	Session Time	Nº Driver	Nat	Cat	Team	Nat	Vehicle	Time	Km/h
2	12:03:45.436	3:45.436	41 Edward Pearson		GBR	Fortec Motorsport		Tatuus MSV-022	1:48.403	145.4
2	12:03:51.124	3:51.124	22 Tymek Kucharczyk		POL	Hitech Pulse-Eight		Tatuus MSV-022	1:47.135	147.2
3	12:05:27.528	5:27.528	41 Edward Pearson		GBR	Fortec Motorsport		Tatuus MSV-022	1:42.092	154.4
3	12:05:32.309	5:32.309	22 Tymek Kucharczyk		POL	Hitech Pulse-Eight		Tatuus MSV-022	1:41.185	155.8
3	12:05:42.500	5:42.500	23 Gerrard Xie		CHN	Hitech Pulse-Eight		Tatuus MSV-022	1:40.695	156.6
3	12:05:56.369	5:56.369	7 Louis Sharp		NZL	Rodin Motorsport		Tatuus MSV-022	1:40.666	156.6
3	12:06:24.674	6:24.674	11 John Bennett		GBR	JHR Developments		Tatuus MSV-022	1:40.576	156.8
4	12:07:34.377	7:34.377	20 Jarrod Waberski		ZAF	Elite Motorsport		Tatuus MSV-022	1:40.300	157.2
5	12:08:53.259	8:53.259	22 Tymek Kucharczyk		POL	Hitech Pulse-Eight		Tatuus MSV-022	1:40.118	157.5
5	12:09:04.530	9:04.530	23 Gerrard Xie		CHN	Hitech Pulse-Eight		Tatuus MSV-022	1:40.045	157.6
6	12:10:44.570	10:44.570	23 Gerrard Xie		CHN	Hitech Pulse-Eight		Tatuus MSV-022	1:40.040	157.6
9	12:17:29.434	17:29.434	21 Will MacIntyre		GBR	Hitech Pulse-Eight		Tatuus MSV-022	1:39.999	157.7
10	12:18:53.462	18:53.462	23 Gerrard Xie		CHN	Hitech Pulse-Eight		Tatuus MSV-022	1:39.726	158.1
10	12:19:34.778	19:34.778	22 Tymek Kucharczyk		POL	Hitech Pulse-Eight		Tatuus MSV-022	1:39.635	158.2
13	12:23:55.604	23:55.604	23 Gerrard Xie		CHN	Hitech Pulse-Eight		Tatuus MSV-022	1:39.629	158.3



Hungaroring

GB3

Qualifying

Event Best Maximum Speed



Nº	Driver	Nat	Cat	Clas	Team	Nat	Vehicle	Km/h	Session
10	Patrick Heuzenroeder		AUS		JHR Developments		Tatuus MSV-022	222.2	Free Practice - 1
32	Shawn Rashid		USA		VRD by Arden		Tatuus MSV-022	221.3	Private test - 1
23	Gerrard Xie		CHN		Hitech Pulse-Eight		Tatuus MSV-022	221.3	Free Practice - 2
3	Noah Ping		USA		VRD by Arden		Tatuus MSV-022	220.8	Free Practice - 1
41	Edward Pearson		GBR		Fortec Motorsport		Tatuus MSV-022	220.8	Free Practice - 1
21	Will MacIntyre		GBR		Hitech Pulse-Eight		Tatuus MSV-022	220.8	Free Practice - 1
22	Tymek Kucharczyk		POL		Hitech Pulse-Eight		Tatuus MSV-022	220.8	Free Practice - 2
33	Hugo Schwarze		DEU		Elite Motorsport		Tatuus MSV-022	220.4	Private test - 2
91	Seb Murray		GBR		Chris Dittmann Racing		Tatuus MSV-022	220.4	Free Practice - 1
17	Nikita Johnson		USA		VRD by Arden		Tatuus MSV-022	220.4	Free Practice - 1
15	Aditya Kulkarni		GBR		Hillspeed		Tatuus MSV-022	219.9	Free Practice - 1
20	Jarrod Waberski		ZAF		Elite Motorsport		Tatuus MSV-022	219.9	Free Practice - 1
7	Louis Sharp		NZL		Rodin Motorsport		Tatuus MSV-022	219.9	Free Practice - 1
11	John Bennett		GBR		JHR Developments		Tatuus MSV-022	219.9	Free Practice - 2
62	Colin Queen		USA		Fortec Motorsport		Tatuus MSV-022	219.5	Free Practice - 1
16	McKenzy Cresswell		GBR		Elite Motorsport		Tatuus MSV-022	219.5	Free Practice - 1
2	James Hedley		GBR		Rodin Motorsport		Tatuus MSV-022	219.5	Free Practice - 1
12	Josh Irfan		GBR		JHR Developments		Tatuus MSV-022	219.5	Free Practice - 2
18	Arthur Rogeon		FRA		Rodin Motorsport		Tatuus MSV-022	219.5	Free Practice - 2
55	Flynn Jackes		AUS		Chris Dittmann Racing		Tatuus MSV-022	219.0	Free Practice - 1
5	Javier Sagrera		ESP		Chris Dittmann Racing		Tatuus MSV-022	218.6	Free Practice - 2
77	Javier Sagrera		ESP		Chris Dittmann Racing		Tatuus MSV-022	217.7	Private test - 1
67	James Hedley		GBR		Rodin Motorsport		Tatuus MSV-022	217.3	Private test - 1



Hungaroring
GB3
Qualifying
Pit Stop Analysis



2 James Hedley Tatuus MSV-022
 Rodin Motorsport

N°	In Day Time	In Time	Out Time	Pit Time	T. Pit Time	Handicap	Diff.
1	12:11:10.034	12:11:10.034	12:14:10.453	3:00.419	3:00.419		

3 Noah Ping Tatuus MSV-022
 VRD by Arden

N°	In Day Time	In Time	Out Time	Pit Time	T. Pit Time	Handicap	Diff.
1	12:13:29.566	12:13:29.566	12:15:39.167	2:09.601	2:09.601		

5 Javier Sagrera Tatuus MSV-022
 Chris Dittmann Racing

N°	In Day Time	In Time	Out Time	Pit Time	T. Pit Time	Handicap	Diff.
1	12:11:29.930	12:11:29.930	12:13:44.895	2:14.965	2:14.965		

7 Louis Sharp Tatuus MSV-022
 Rodin Motorsport

N°	In Day Time	In Time	Out Time	Pit Time	T. Pit Time	Handicap	Diff.
1	12:11:01.011	12:11:01.011	12:13:35.707	2:34.696	2:34.696		

10 Patrick Heuzenroeder Tatuus MSV-022
 JHR Developments

N°	In Day Time	In Time	Out Time	Pit Time	T. Pit Time	Handicap	Diff.
1	12:11:36.228	12:11:36.228	12:13:24.368	1:48.140	1:48.140		

11 John Bennett Tatuus MSV-022
 JHR Developments

N°	In Day Time	In Time	Out Time	Pit Time	T. Pit Time	Handicap	Diff.
1	12:09:47.711	12:09:47.711	12:12:30.475	2:42.764	2:42.764		

12 Josh Irfan Tatuus MSV-022
 JHR Developments

N°	In Day Time	In Time	Out Time	Pit Time	T. Pit Time	Handicap	Diff.
1	12:13:20.984	12:13:20.984	12:15:10.260	1:49.276	1:49.276		

15 Aditya Kulkarni Tatuus MSV-022
 Hillspeed

N°	In Day Time	In Time	Out Time	Pit Time	T. Pit Time	Handicap	Diff.
1	12:11:25.679	12:11:25.679	12:15:30.991	4:05.312	4:05.312		

16 McKenzy Cresswell Tatuus MSV-022
 Elite Motorsport

N°	In Day Time	In Time	Out Time	Pit Time	T. Pit Time	Handicap	Diff.
1	12:12:33.119	12:12:33.119	12:14:47.365	2:14.246	2:14.246		

17 Nikita Johnson Tatuus MSV-022
 VRD by Arden

N°	In Day Time	In Time	Out Time	Pit Time	T. Pit Time	Handicap	Diff.
1	12:13:32.835	12:13:32.835	12:15:45.474	2:12.639	2:12.639		

18 Arthur Rogeon Tatuus MSV-022
 Rodin Motorsport

N°	In Day Time	In Time	Out Time	Pit Time	T. Pit Time	Handicap	Diff.
1	12:12:47.569	12:12:47.569	12:14:31.497	1:43.928	1:43.928		

20 Jarrod Waberski Tatuus MSV-022
 Elite Motorsport

N°	In Day Time	In Time	Out Time	Pit Time	T. Pit Time	Handicap	Diff.
1	12:10:58.741	12:10:58.741	12:13:08.363	2:09.622	2:09.622		

21 Will MacIntyre Tatuus MSV-022
 Hitech Pulse-Eight

N°	In Day Time	In Time	Out Time	Pit Time	T. Pit Time	Handicap	Diff.
1	12:10:39.243	12:10:39.243	12:12:22.940	1:43.697	1:43.697		

22 Tymek Kucharczyk Tatuus MSV-022
 Hitech Pulse-Eight

N°	In Day Time	In Time	Out Time	Pit Time	T. Pit Time	Handicap	Diff.
1	12:10:36.504	12:10:36.504	12:12:33.651	1:57.147	1:57.147		

23 Gerrard Xie Tatuus MSV-022
 Hitech Pulse-Eight

N°	In Day Time	In Time	Out Time	Pit Time	T. Pit Time	Handicap	Diff.
1	12:12:27.283	12:12:27.283	12:13:30.537	1:03.254	1:03.254		

32 Shawn Rashid Tatuus MSV-022
 VRD by Arden

N°	In Day Time	In Time	Out Time	Pit Time	T. Pit Time	Handicap	Diff.
1	12:11:57.739	12:11:57.739	12:13:27.737	1:29.998	1:29.998		

33 Hugo Schwarze Tatuus MSV-022
 Elite Motorsport

N°	In Day Time	In Time	Out Time	Pit Time	T. Pit Time	Handicap	Diff.
1	12:13:00.385	12:13:00.385	12:14:50.670	1:50.285	1:50.285		

41 Edward Pearson Tatuus MSV-022
 Fortec Motorsport

N°	In Day Time	In Time	Out Time	Pit Time	T. Pit Time	Handicap	Diff.
1	12:10:34.741	12:10:34.741	12:13:13.931	2:39.190	2:39.190		

55 Flynn Jackes Tatuus MSV-022
 Chris Dittmann Racing

N°	In Day Time	In Time	Out Time	Pit Time	T. Pit Time	Handicap	Diff.
1	12:09:39.571	12:09:39.571	12:11:56.582	2:17.011	2:17.011		

91 Seb Murray Tatuus MSV-022
 Chris Dittmann Racing

N°	In Day Time	In Time	Out Time	Pit Time	T. Pit Time	Handicap	Diff.
1	12:09:38.573	12:09:38.573	12:13:43.327	4:04.754	4:04.754		

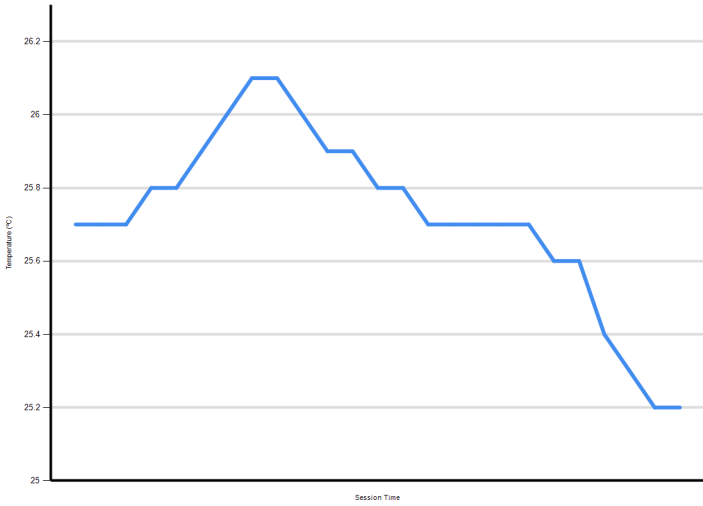




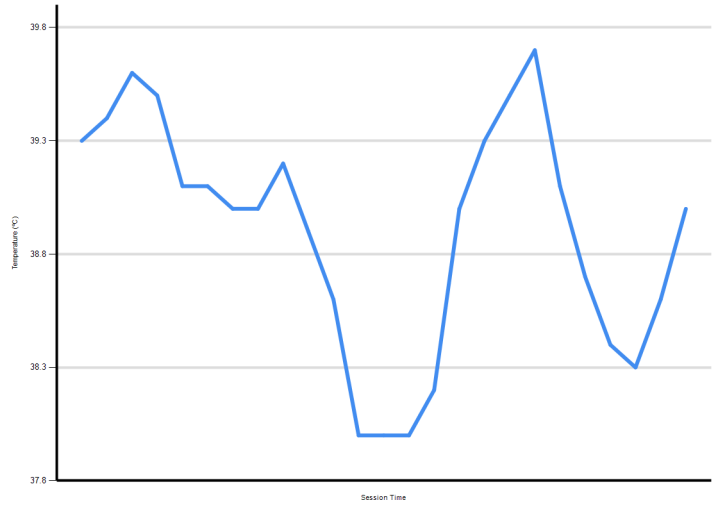
Hungaroring GB3 Qualifying Weather Report



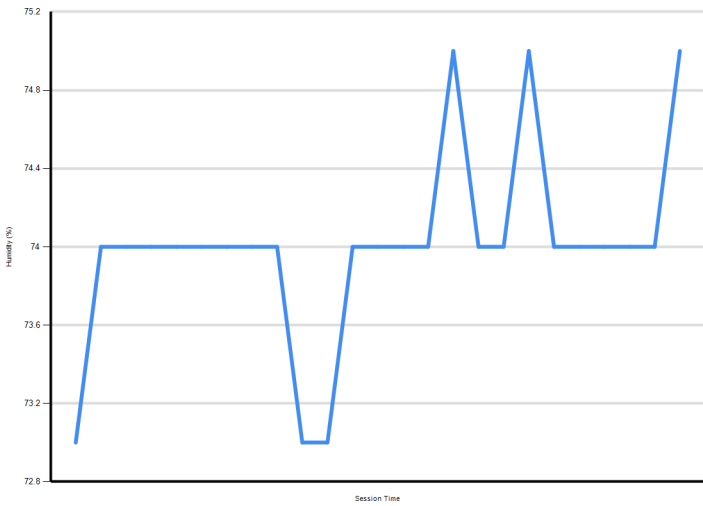
Air Temperature



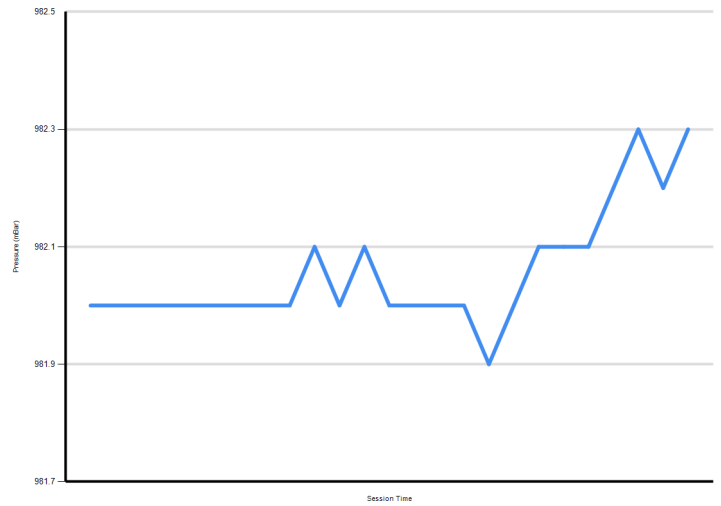
Track Temperature



Humidity



Pressure



Wind Speed



Wind direction

